

Golden Box: Ark of the Old Covenant

The ark traveled to the house of Obed-edom in the hill country of Judea (2 Sam. 6:1-11).

Dressed as a priest, David danced and leapt in front of the ark (2 Sam. 6:14).

David asks, "How can the ark of the Lord come to me?" (2 Sam. 6:9).

David shouts in the presence of the ark (2 Sam. 6:15).

The ark remained in the house of Obed-edom for three months (2 Sam. 6:11).

The house of Obed-edom was blessed by the presence of the ark (2 Sam. 6:11).

The ark returns to its home and ends up in Jerusalem, where God's presence and glory is revealed in the temple (2 Sam. 6:12; 1 Kgs. 8:9-11).

Mary: Ark of the New Covenant

Mary traveled to the house of Elizabeth and Zechariah in the hill country of Judea (Luke 1:39).

John the Baptist — of priestly lineage — leapt in his mother's womb at the approach of Mary (Luke 1:41).

Elizabeth asks, "Why is this granted me, that the mother of my Lord should come to me?" (Luke 1:43).

Elizabeth "exclaimed with a loud cry" in the presence of the Mary (Luke 1:42).



Mary remained in the house of Elizabeth for three months (Luke 1:56).

The word blessed is used three times; surely the house was blessed by God (Luke 1:39-45).

Mary returns home and eventually ends up in Jerusalem, where she presents God incarnate in the temple (Luke 1:56; 2:21-22).

THE 10 COMMANDMENTS

1. I AM THE LORD YOUR GOD: YOU SHALL NOT HAVE STRANGE GODS BEFORE ME.
2. YOU SHALL NOT TAKE THE NAME OF THE LORD YOUR GOD IN VAIN.
3. REMEMBER TO KEEP HOLY THE SABBATH DAY.
4. HONOR YOUR FATHER AND YOUR MOTHER.
5. YOU SHALL NOT KILL.
6. YOU SHALL NOT COMMIT ADULTERY.
7. YOU SHALL NOT STEAL.
8. YOU SHALL NOT BEAR FALSE WITNESS AGAINST YOUR NEIGHBOR.
9. YOU SHALL NOT COVET YOUR NEIGHBOR'S WIFE.
10. YOU SHALL NOT COVET YOUR NEIGHBOR'S GOODS.

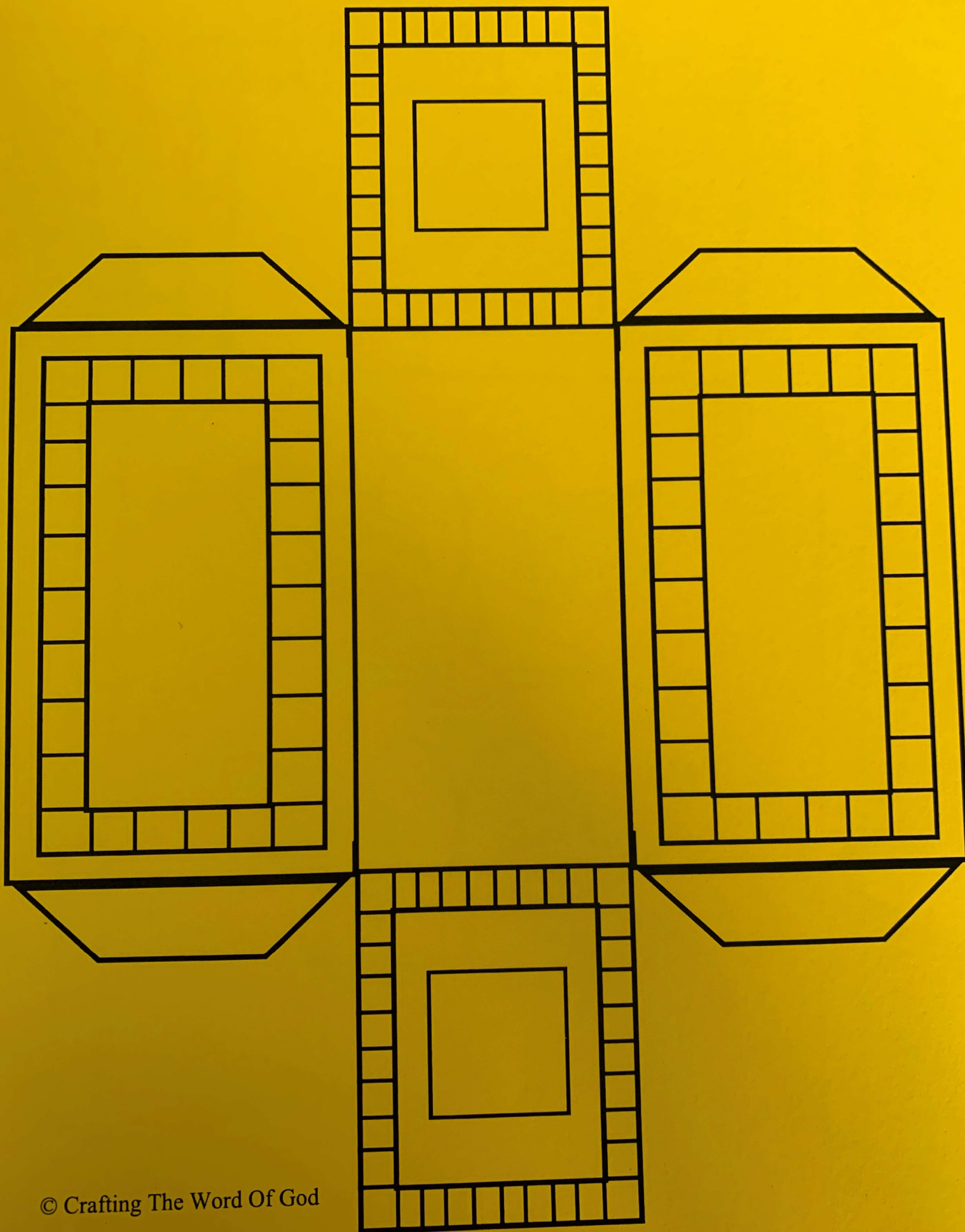



Ark of the Covenant

Instructions

1. Print the template on either yellow or white card stock.
(Template)
2. Color and cut out all of the pieces if you printed it on white card stock. If printed on yellow card stock you can skip the coloring it in part.
3. Assemble the bottom, large box by folding on the solid lines and adding glue to the tabs.
4. Once the large box is assembled, glue the long pieces to each side of the box.
5. Next assemble the rectangular piece.
6. Glue on the rectangular piece to the top of the large box.
7. Finally glue on both angels.







14


19


292/74



NO CLASS

1-14

IS -> 0







Ark of the Covenant

Instructions

1. Print the template on either yellow or white card stock.
(Template)
2. Color and cut out all of the pieces if you printed it on white card stock. If printed on yellow card stock you can skip the coloring it in part.
3. Assemble the bottom, large box by folding on the solid lines and adding glue to the tabs.
4. Once the large box is assembled, glue the long pieces to each side of the box.
5. Next assemble the rectangular piece.
6. Glue on the rectangular piece to the top of the large box.
7. Finally glue on both angels.

