

Fall Protection

August 2022

Housekeeping



Muster Point

Presenter & Introductions



Safety begins with me!

A collection of various old, rusty keys scattered on a light-colored wooden surface. The keys are of different shapes and sizes, some with intricate designs and others with simple, functional forms. The metal is heavily oxidized, giving them a brownish, aged appearance. The keys are scattered across the frame, with some overlapping others. A dark grey banner is at the top, and a light brown banner is at the bottom, both containing white text.

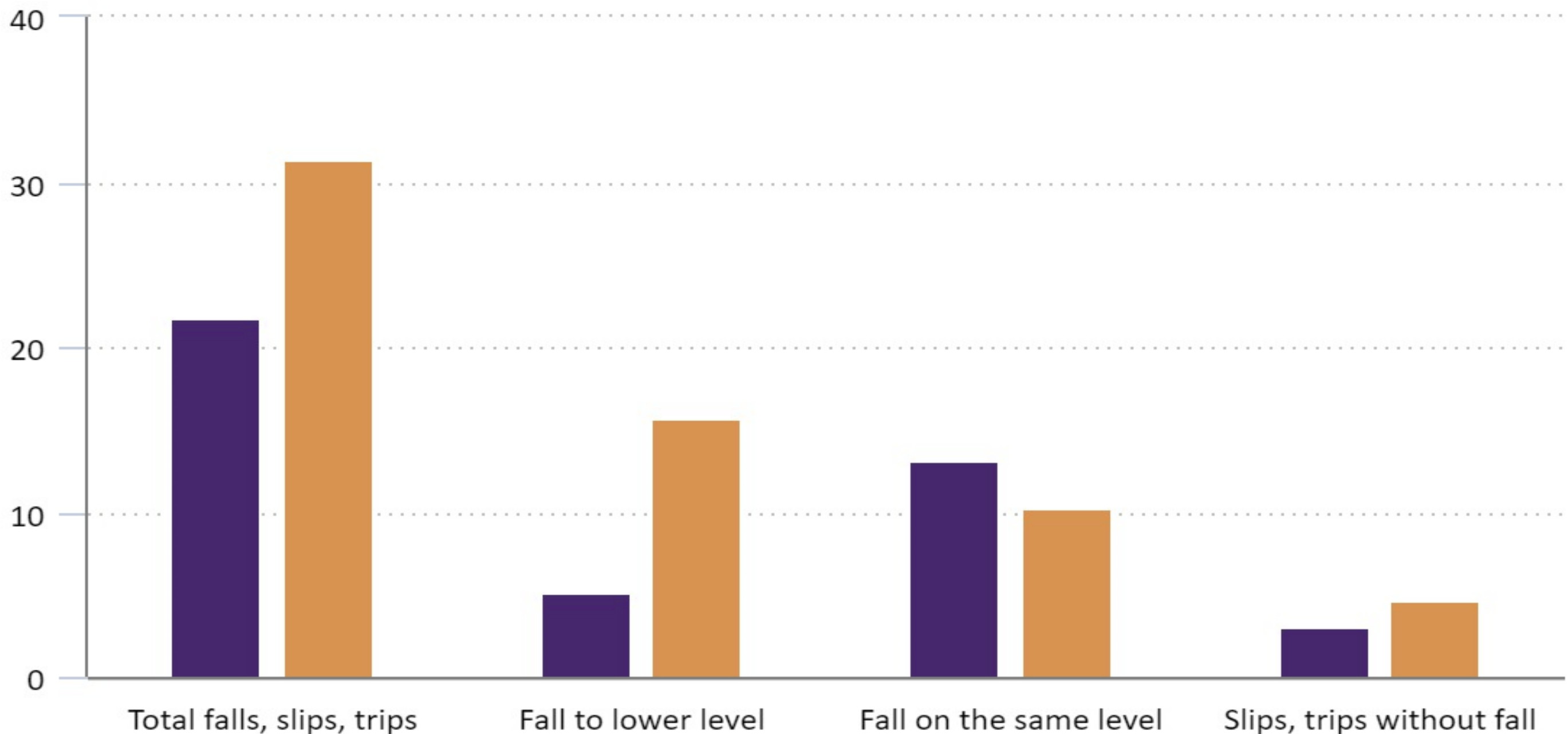
Why am I here?

You are the KEY to SAFETY!

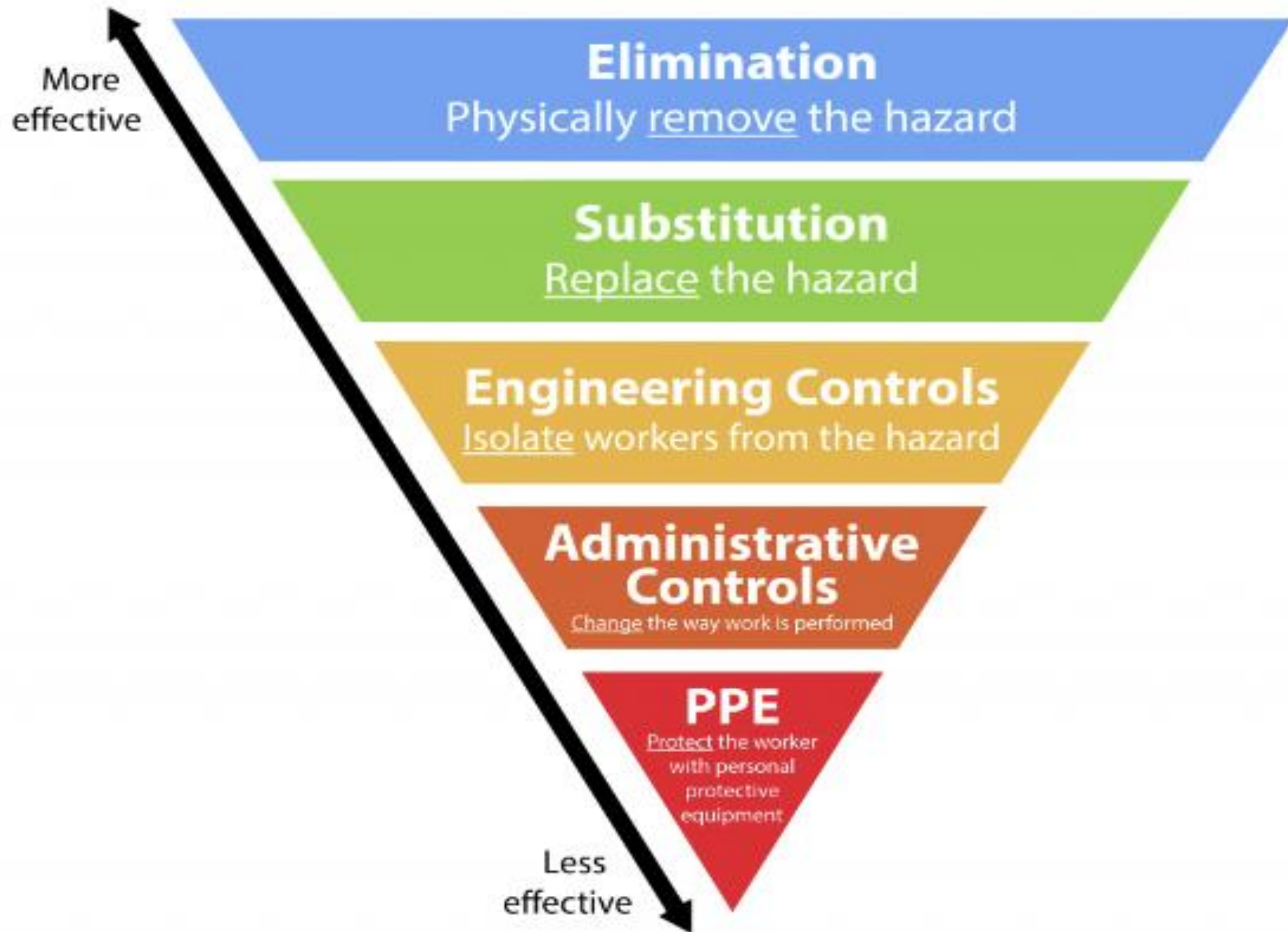
Fall Statistics

Rate of nonfatal injuries and illnesses involving days away from work per 10,000 full-time workers by selected events or exposures and industries, private industry, 2020

■ All private industry ■ Construction



Hierarchy of Controls



Fall Protection Height Requirements

4ft or above for
general industry



6ft or above for
construction industry



Fall Protection Basics



Fall Protection Systems



Guardrails

Personal Fall Arrest System or PFAS

Safety Nets

Guardrails

Engineering Control



Safety Toolbox Talks: Guardrails



Personal Fall Arrest Systems (PFAS)

A stack of three light-colored wooden blocks. The top block has the letter 'A', the middle block has the letter 'B', and the bottom block has the letter 'C'. The blocks are stacked vertically and are slightly offset to the left.

A

Anchorage Point

B

Body Harness

C

Connectors

Personal Fall Arrest Systems - Anchorages



Personal Fall Arrest Systems – Body Harness




How To Properly Don A Full Body Harness



Personal Fall Arrest Systems – Connectors



Safety Nets



Worker Responsibilities



Do not work at heights unless you are trained to do so.

Know the hazards of working at heights.

Inspect fall arrest equipment before use.

Wear fall protection when required.

One Team

QUESTIONS?

