



O-Ring **MUST** be in the correct position. If it is not, it will be extremely difficult to close the clamp



Arrows **MUST** Align on base and dome



If Clamp is extremely difficult to close, check O-Ring & Arrow alignment



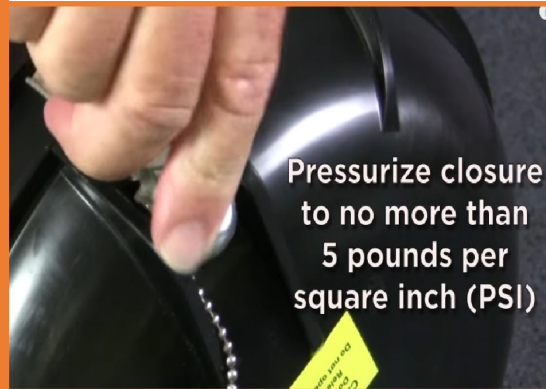
MUST add yellow port plugs to **ALL** unused ports



MUST turn gel-bock tail clockwise all the way until it hits the built-in stop



Flash test **MUST** be performed to check for leaks



Spray with soap & water



Once completed, release the pressure



MUST install on strand and **MUST** use **AERIAL BRACKETS**



QR CODES FOR INSTRUCTIONAL VIDEOS (webqr.com)