

The background of the slide is a white surface decorated with numerous watercolor-style circles of various sizes and colors. The colors include shades of yellow, orange, red, pink, purple, blue, teal, and green. Some circles are solid, while others have a lighter, more translucent center, creating a layered effect.

# **Innovation PTA Meeting Principal's Report**

**September 12, 2023**



# Welcome back!





# Welcome back!





1

# Exemplary Project





The background of the slide is white, decorated with numerous overlapping circles of various sizes and colors. The colors include shades of red, pink, purple, blue, green, and yellow, all rendered in a soft, watercolor-like style with visible texture and blending.

# Innovate for Impact - Year 1

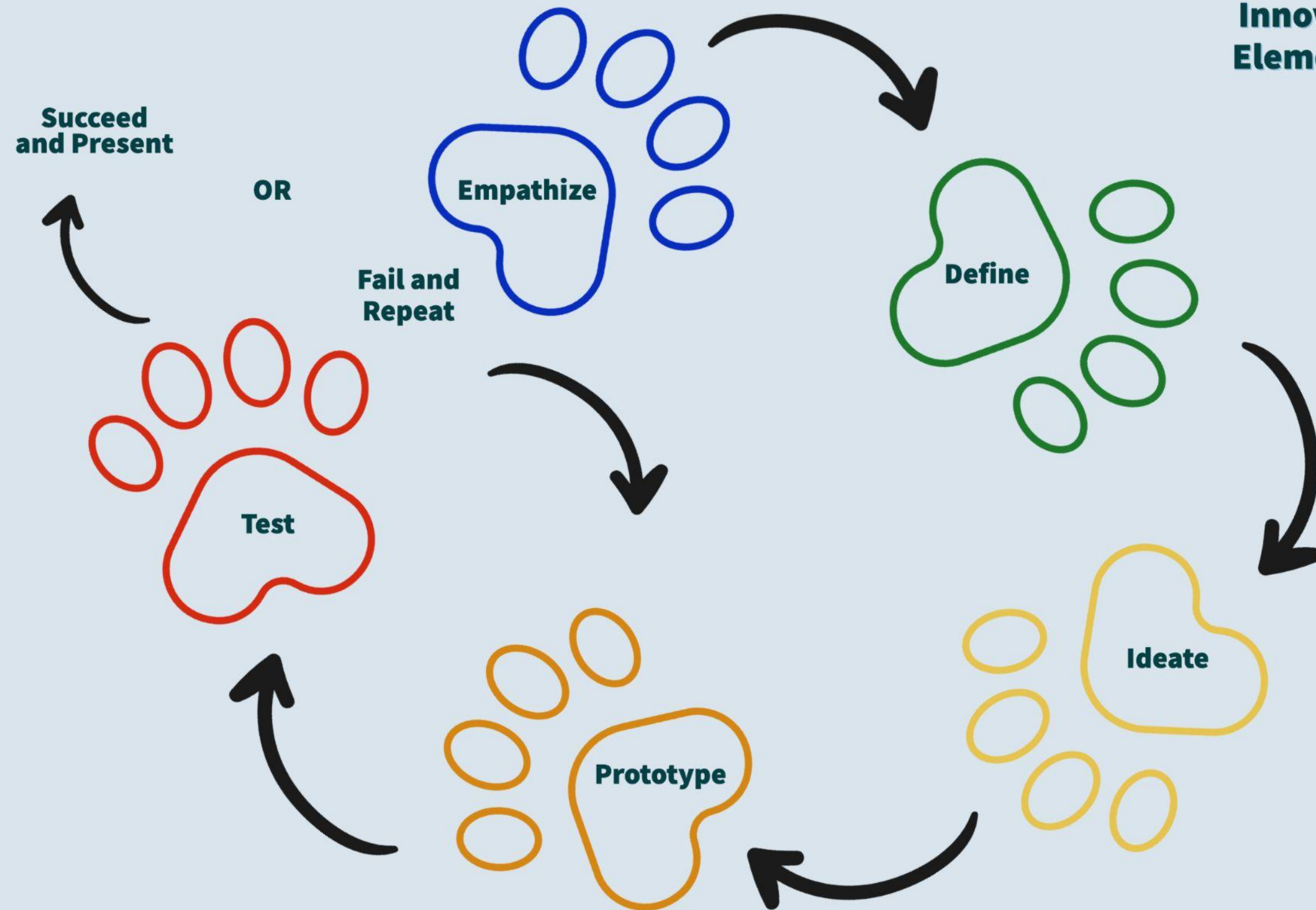
Our goal: Develop empathetic innovators.

Our strategy: Use the **Design Thinking Process** to approach problem solving



# Design Thinking Framework

For  
Innovation  
Elementary

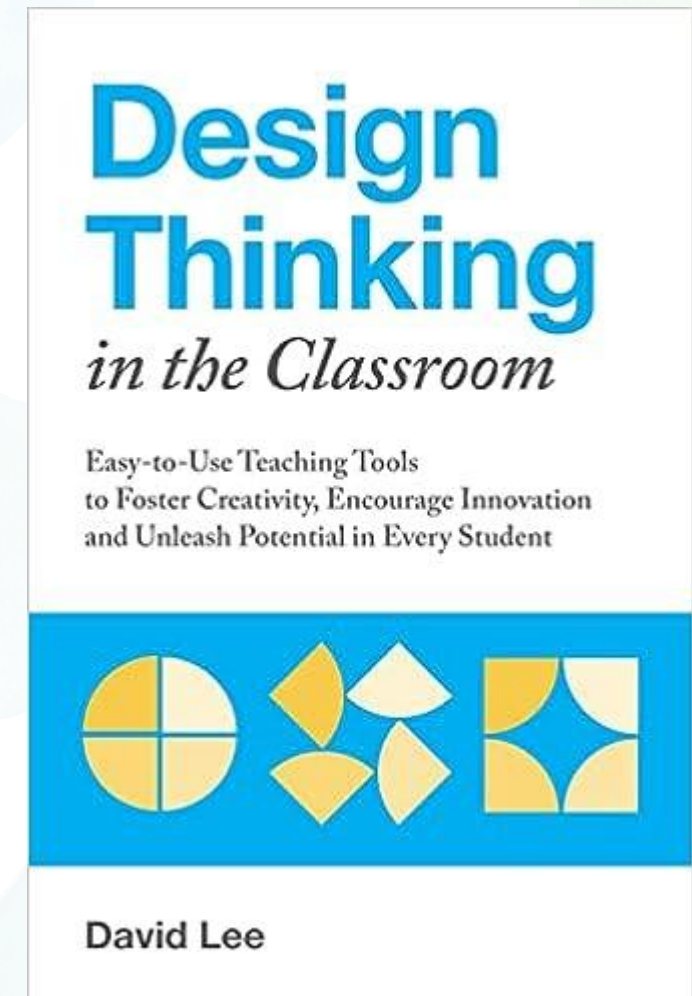




# Innovate for Impact - Year 1

What staff will do:

- Design Thinking book study
- Incorporate two Innovator Lab activities over the course of the year





The background of the slide is white, decorated with numerous overlapping circles of various sizes and colors. The colors include shades of red, pink, purple, blue, green, and yellow, all rendered in a soft, watercolor-like style with visible texture and blending.

# Innovate for Impact - Year 1

What students will do:

- Begin to learn about the Design Thinking framework
- 3rd - 5th grade will rotate through a Design Thinking special



# Innovate for Impact - Year 1



## Whole school activities

- Kick off Day of Service and assembly - 9/15/23
- Morning Meeting lessons and read alouds on steps of Design Thinking framework



The background of the slide is composed of numerous overlapping circles of various sizes and colors, including shades of red, pink, purple, blue, green, and yellow. The circles have a soft, watercolor-like texture with visible brushstrokes and color gradients.

2

# School Safety



The background of the slide is white, decorated with numerous overlapping circles of various colors and sizes, created in a watercolor style. The colors include shades of red, pink, purple, blue, teal, green, and yellow. The circles are scattered across the entire page, with some being more prominent than others.

## Required Drills

- Four lockdown drills
- 13 fire drills
- Earthquake, tornado, bus evacuation
- Reverse evacuation



The background of the slide is decorated with numerous overlapping circles of various sizes and colors, including shades of red, pink, purple, blue, green, and yellow, all rendered in a soft watercolor style.

# Communication

- Via ParentSquare
- As timely and specific as possible
- Some info may not be able to be shared



The background of the slide is a white canvas decorated with numerous watercolor-style circles in various colors including red, pink, purple, blue, green, and yellow. The circles vary in size and are scattered across the entire page, creating a vibrant and artistic backdrop for the text.

# Staying Safe at Innovation

- Grounds closed from 7am - 6pm
- Keep gates shut
- All exterior doors locked
- All visitors must sign in at main office



The background of the slide is white, decorated with numerous overlapping circles of various colors and sizes, created with a watercolor effect. The colors include shades of red, pink, purple, blue, teal, green, and yellow. The circles are scattered across the entire slide, creating a vibrant and artistic backdrop.

## Your Support

- Complete the volunteer application process
- Always check in at the office
- Wear a visitor name tag at all times




The background of the entire image is composed of numerous overlapping circles of various sizes and colors, including shades of red, pink, purple, blue, green, and yellow. These circles have a soft, watercolor-like texture with visible brushstrokes and color gradients.

3

New this year



# Innovator Lab







# Innovator Wheel

- 3rd - 5th grade students will have the opportunity to explore different art, music and STEM topics in the Innovator Wheel
- Students previewed the options the first two weeks
- Students let us know their top two choices
- Students will have a different course each quarter (unless they opted to repeat their top two choices)
- All students will have the Innovator Lab course
- No report card standards for Innovator Wheel




all students will go to...

Ms. Schryver & Ms. Hyatt




the Innovator Lab




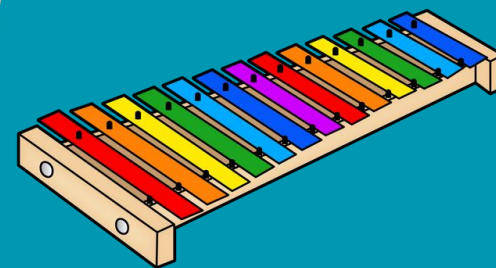
Ms. Kallem




2D Art




Ms. Koehler-Lee



Orff Ensemble  
& Choir



Ms. Rudzewicz



3D Art



3rd grade

students will visit all three of these options, or choose one to repeat later in the year




all students will go to...

Ms. Schryver & Ms. Hyatt




the Innovator Lab



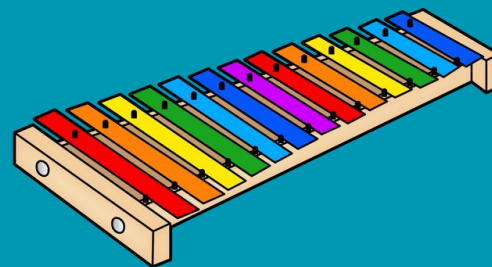
Ms. Kallem




2D Art




Ms. Koehler-Lee



Orff Ensemble  
& Ukulele



Ms. Rudzewicz



3D Art



4th grade

students will visit all three of these options, or choose one to repeat later in the year



all students will go to...

# 5th grade

Ms. Schryver & Ms. Hyatt




the Innovator Lab

Ms. Kallem



2D Art

Ms. Koehler-Lee



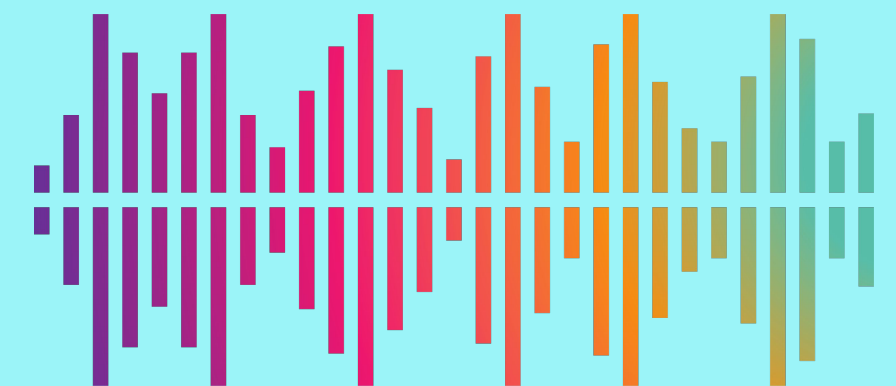
Orff Ensemble  
& Ukulele

Ms. Rudzewicz



3D Art

Ms. Wedding



Science of Sound

students will choose three of these four options



# ParentSquare



- New APS Communication tool
  - Receive messages from APS and Innovation (you choose language and method - text, email, app, phone)
  - Send messages to and receive from your child's teacher
- Activate your account today!
  - Allows you to choose preferences for how to receive messages
  - Allows you to choose how often you receive messages



The background of the slide is composed of numerous overlapping circles of various sizes and colors, including shades of red, pink, purple, blue, green, and yellow. The circles have a soft, watercolor-like texture with visible brushstrokes and color gradients.

4

# Our Classroom Teachers



# PreK



# Kindergarten





# 1st grade



# 2nd grade





## 3rd grade



## 4th grade





## 5th grade



## Specials





The background of the entire page is composed of numerous overlapping circles of various sizes, each filled with a different watercolor-style color. The colors include shades of red, pink, purple, blue, green, yellow, and orange. The circles have soft, feathered edges, giving the background a textured, artistic feel.

5

# Family To-Do List





# Online Back to School Packet

- Log into your ParentVUE account ([online](#) or app)
- Verify your information
- Opt in/out preferences
- Due by Oct. 31st



# Label your child's belongings

- Help us keep our Lost and Found small!



Water Bottles



Jackets/sweatshirts



Lunch boxes



The background of the entire image is composed of numerous overlapping circles of various sizes and colors, including shades of red, pink, purple, blue, green, and yellow. These circles have a soft, watercolor-like texture with visible brushstrokes and color gradients.

6

**September is National  
School Attendance  
Awareness Month**



# Attendance reminders



- Have regular evening and morning routines
- Turn off electronics one hour before bedtime
- Only let your student stay home if they are sick
- Make efforts to schedule appointments outside of school hours
- Plan vacations when school is not in session



# Attendance reminders



- If you have a morning or afternoon appointment, please send your child to school for the other part of the day
- We are required to send home letters for three or more "unexcused" absences
- Our social worker will also reach out for five or more unexcused absences



# Attendance reminders



- **APS excused absences:**
  - Illness, quarantine of student, doctor or dentist appointment
  - Death in the family
  - Observance of a religious holiday
  - Summons to a court of law
  - Violent storms or state emergencies
  - Suspensions
  - Severe family emergency



# Attendance reminders



- Reporting attendance
  - ParentVUE (preferred)
  - Email to [innovation.attendance@apsva.us](mailto:innovation.attendance@apsva.us)
  - Call to 703-228-2734



The background of the image is a collection of numerous overlapping circles of various sizes, rendered in a watercolor style. The colors include shades of yellow, orange, red, pink, purple, blue, teal, and green. The circles have soft, blended edges, giving them a painterly appearance. They are scattered across the entire frame, with some being more prominent than others.

THANK YOU!!

It's going to be a  
great year!