

T.H.E. SHOW



Phone: 303-416-0227

E-mail: tradeshows@rglships.com

An on-site shipping desk will be available at the show for any questions or help you may need.

Shipping Desk Hours

Thursday, June 10th – Saturday, June 12th 9:00 AM - 5:00 PM

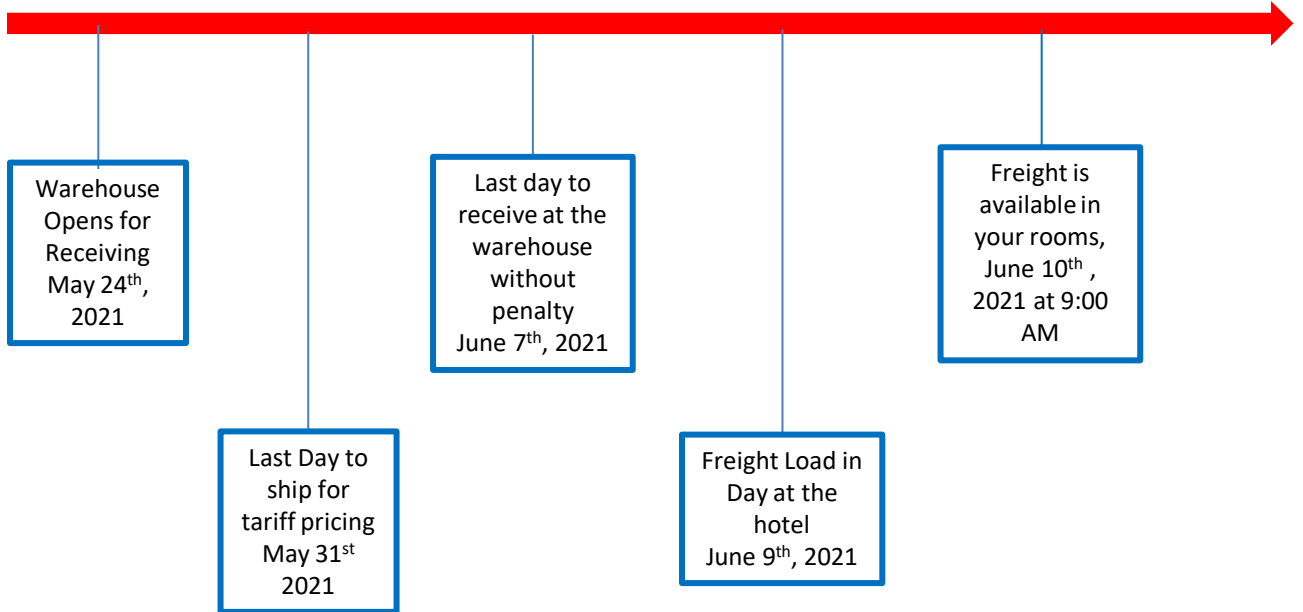
Sunday, June 13th 9:00 AM – 10:00 PM

THE Show Logistics Logistics Timeline

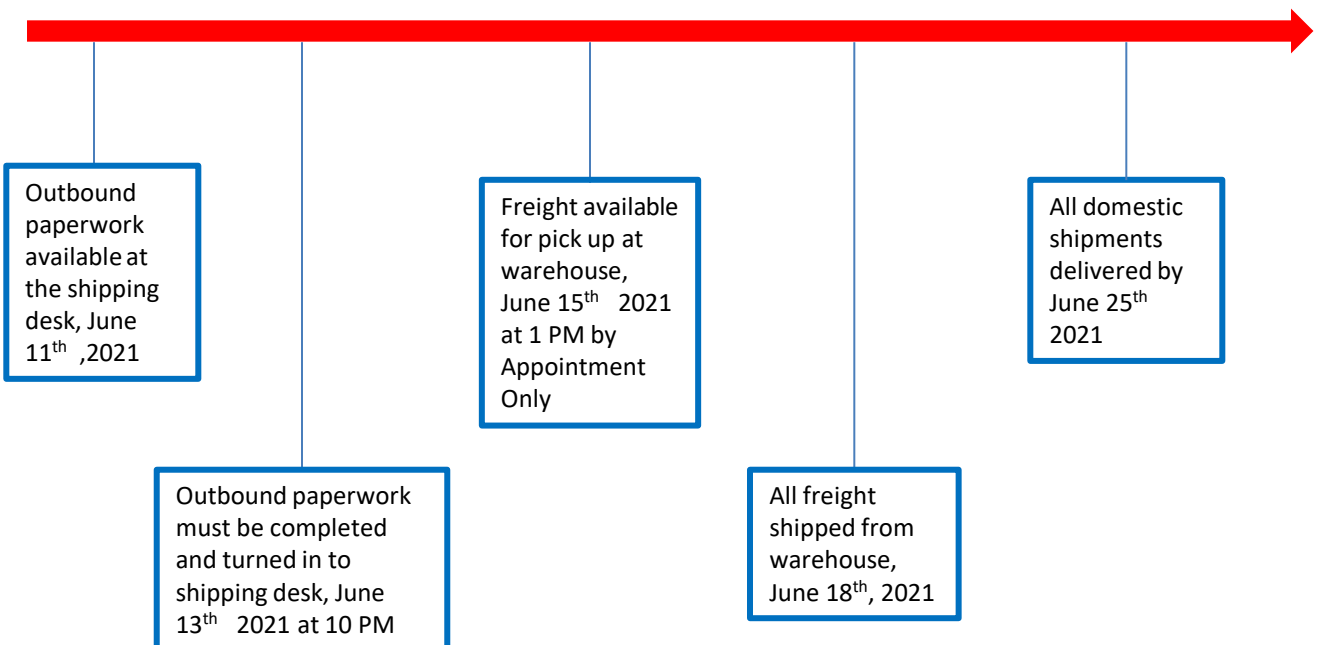
Provided by



Inbound Timeline



Outbound Timeline



THE Show Logistics General Knowledge

Logistics Provided by



T.H.E Show offers exhibitors three options to get their goods and exhibition materials to the show site. All exhibitors must use one of the following services:

- Personal Vehicle Loading** – Exhibitors who want to drive their goods to the show are allowed to do so, however, exhibitors are NOT allowed to carry their own goods inside the hotel. Each exhibitor must book an appointment with RG Logistics to get their goods unloaded/loaded into and out of the show. **This service is subject to local and state Covid Restrictions at the time of the show.**
- Drayage Only** – Exhibitor arranges freight transportation to the Advanced Warehouse through a carrier of their choice. RG Logistics will move the goods from the Advanced Warehouse to the show site. Drayage fee applies.
- THE Logistics** (provided by RG Logistics)– RG Logistics will transport your goods from origin location to the show site. Transportation price includes drayage. Shipping tariff applies(see page 6).

Delivery to the Hotel - Freight carriers will not be allowed to deliver directly to the show site(s). The Hotel will not accept freight and shipments will be refused.

Labeling of Shipments

All shipments should be sent to the Advanced Warehouse and **each piece** should be labeled as follows:

THE Show 2021
(Exhibitor Name) & (Room/Space #)
418 E Banning Street
Compton, CA 90222

Important Note: Please make sure to remove, cover, or black out all old labels.



THE Show DRAYAGE SERVICES



All shipments should be sent to the Advanced Warehouse as per the inbound timeline. If you have a preferred carrier you would like to use, please do so. Notification is not required to ship your goods to the advanced warehouse location. All shipments should arrive no later than June 7th, 2021 in order to avoid late fees (Late fee schedule listed on Page 5).

International Shipments – Please make sure your carriers know how to properly import and export your shipment for the THE Show. THE Show nor RG Logistics can be an importer of record for your shipment; however, THE Show can be the Ultimate Consignee for your shipment. Please keep in mind that this means that you will need to have your carrier provide a customs broker to clear your shipment. If you are shipping Internationally, it is best to have a single carrier do both the import and export of your goods. For small parcel shipments, mainly FedEx and UPS shipments, any customs related charges that are billed to THE Show or RG Logistics will be immediately charged to the exhibitors’ credit card on file plus a 20% service fee.

Drayage Services– Shipments sent to the advanced warehouse through any carrier other than RG Logistics are considered a “drayage” shipment and will be charged according the below fee schedule. All drayage shipments will be weighed at the advanced warehouse and this weigh will become the basis for the charges.

LTL Shipments

\$110.00 minimum charge.

Up to 999 lbs: **\$0.40 per pound.**

1000-1999 lbs: **\$0.36 per pound.**

For shipments over 2000 pounds: **\$0.32 per pound.**

Small Parcel Shipments

\$30 for the first package,

\$15 per package for the next four (4) packages.

Starting with the sixth (6th) total package, standard drayage rates apply for all.

Rate Examples

LTL shipment weighing 500 pounds: $500 \times \$0.40 = \200.00

LTL Shipment weighing 1000 pounds: $1000 \times \$0.36 = \360.00

FedEx Shipment of 4 boxes: 1st box = \$30.00, box 2-4 x \$15.00 = \$45.00

Total FedEx shipment charges: \$75.00

Important Note – Above rates are “one-way” rates, in order to get an accurate cost estimate for both inbound and outbound, please complete the same calculation for your outbound shipment also.



THE Show PERSONAL VEHICLE SERVICE

Provided by



All Exhibitors wanting to drive their own gear into the hotel are welcome to do so, however, any exhibitor doing so is required to use RG Logistics to move their gear from the vehicle to the room or booth location.

In order to facilitate an orderly loading zone, an appointment must be scheduled with RG Logistics in advance. The below loading and unloading times are available on a first come first serve basis. If an exhibitor does not make an appointment, they will be accommodated as quickly as possible but will be required to wait until a space/time is opened up for them to be unloaded. Please note that during peak loading times, this wait may be 1-2 hours long.

To book an appointment time, please send an e-mail request to tradeshows@rglships.com with the date and time you would like an appointment for loading/unloading. Both inbound and outbound can be booked on the same e-mail.

Loading Into THE Show

Wednesday June 9th – 4 PM until 10 PM

Thursday June 10th – 8 AM until 5 PM

Loading Out of THE Show

Sunday June 13th – 5 PM until Midnight

Monday June 14th – 7 AM until Noon (Any Exhibitor still in their room after Noon maybe charged an additional day for the room)

Charges

Each Load, load in or load out, is charged individually as some exhibitors may not need both loads. The tier 1 price is based on a standard mini-van sized vehicle and four lumpers for 30 minutes. The tier 2 price is based on two lumpers for 15 minutes less than 10 boxes, no crates. Any time over the allotted tier time will be charged additional time at the below rate. If a larger vehicle or multiple vehicles are used and more lumpers are required for the unload, additional man charge will apply.

Load In: \$200.00

Load Out: \$200.00

No Tier pricing is available for 2021 due to Covid restrictions.

Additional Time: \$50.00 per 15-minute increment

Additional Man: \$25.00 per 15-minute increment, for each additional man used



THE Show Transportation Services

Provided by



The Advanced Warehouse will be available to receive your shipments starting May 24th.

Ship Early!!

RG Logistics requires a minimum of 1 business day notification to schedule a pickup. 4-hour pickup windows are required. Transportation rates include the drayage fee.

To compare the RG Logistics rates Vs another carrier, calculate your carrier rate, then calculate your drayage rate with RG Logistics. Add these two rates together and compare to your calculated RG Logistics transportation rate.

FEES See "Shipping Tariff" for rates and associated fees on next page.

Important Note: All shipments will be re-weighed upon receipt at the Advanced Warehouse. This actual weight will be the basis for all charges.

Late Fees

Any shipment arriving after June 7th , 2021, will be subject to the late arrival fee which follows the below fee schedule and is based on the arrival date of the shipment.

* Exhibitors using RG Logistics for shipping, who ship by the last day to ship, are not subject to late fees.

Shipments arriving between June 8th – June 9th 5 PM (These shipments will arrive to the show-site by June 10th, 2021, 9:00 AM)

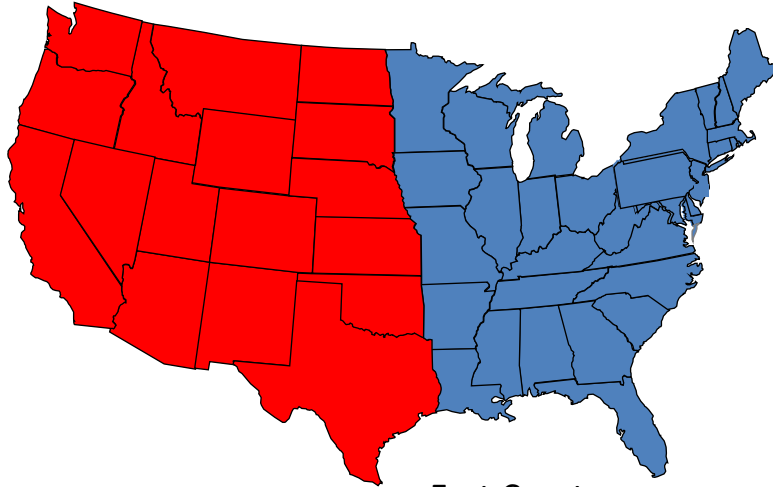
Standard Late Fee:	\$0.10 per pound.
Minimum Charge:	\$125.00 per shipment.

Shipments arriving after June 9th , 5 PM are subject to the standard late fee and minimum charge. Late shipments will be brought to the show-site each day at or about 5:00 PM. Exhibitors needing their late shipments sooner are subject to the following "Special Delivery" surcharge. This surcharge is in addition to the standard late fee.

Special Delivery Surcharge:	\$275.00 per shipment.
-----------------------------	------------------------

SHIPPING TARIFF

T.H.E. Show – 2021



West Coast

\$155.00 Minimum Charge
\$0.65 per lb up to 1999 lbs
\$0.55 per lb above 2000 lbs

East Coast

\$185.00 Minimum Charge
\$0.72 per lb up to 1999 lbs
\$0.62 per lb above 2000 lbs

Important Note: All Shipments are subject to a dimensional factor of 200, shipments will be charged at the higher of the dimensional weight or the actual weight. The calculation used to determine dimensional weight is $L \times W \times H / 200 = \text{Chargeable weight}$.

ALL SHIPMENTS WILL BE REWEIGHED/DIM AT THE ADVANCED WAREHOUSE, THE REWEIGH WILL BE THE BASIS FOR THE FREIGHT CHARGES.

A Fuel Surcharge of 30% will apply in addition to the stated freight charges
FSC is subject to change based on market conditions

- ✓ Rates are applied per Bill of Lading
- ✓ International, HI & AK shipments are by quote only
- ✓ Must ship by May 31st 2021 for rates to apply
- ✓ RG Logistics shipping rates **include** the drayage cost

ADDITIONAL SERVICES

➤ Inside pickup/delivery:	\$50.00 minimum or \$0.10 per lbs, whichever is greater
➤ Additional Man:	\$75.00 per occurrence/per man per hour
➤ Weekend Service:	\$150.00 per occurrence
➤ Waiting Time:	\$60.00 per hour
➤ Special pickup/delivery:	\$75.00 per occurrence
➤ Cargo Insurance:	\$35.00 minimum or \$0.80 per \$100 of value, whichever is greater
➤ Priority handling outbound:	\$100.00 per shipment
➤ Palletize Shipment:	\$25.00 per pallet
➤ Lift Gate Service	\$65 per occurrence
➤ Residential Service	\$50 per occurrence
➤ Items not listed are by quote only	

Important Note: A standard pick up and/or delivery is considered to be between 8 am and 5 pm, Monday-Friday, at a business with a dock, with a minimum 4-hour window. Shipments falling outside this standard may have delays or be subject to additional charges. All shipments are subject to the RG Logistics terms and conditions for shipment.

Empty Carton/Crate Storage

Exhibitors should use their room's bathroom for storage first. If you have additional boxes or crates that need to be removed, RG Logistics will collect them from the hall at the end of set-up day, Thursday June 10th .

FEES On-site storage is included. If you have an oversized crate or box that will not fit into the on-site storage area or you want your packaging stored off-site, please contact RG Logistics. Off-site storage is \$150 per room and covers all boxes/crates from that room.

Limits of Liability

RG Logistics' liability for loss/damage to goods shall not exceed \$0.50/lb or \$50.00, whichever is greater. Exhibitors using drayage only service have the same standard coverage that applies from the time freight is received into the Advanced Warehouse through delivery to your room, and again from your room to the Advanced Warehouse. All risk cargo insurance can be purchased for a premium, as outlined in the "Shipping Tariff". Additional terms and conditions are applicable and details can be found at www.rgships.com

Important Note: Loss/damage liability covers damage to internal contents (merchandise) and not the actual packaging itself.

Oversized Items

All reasonable efforts will be made to get your freight into the assigned room. If your freight is oversized, it will be placed in a location/room where it can be secured. A piece may be determined to be oversized if it is too tall, wide or heavy for standard placement. This determination is made at the sole discretion of RG Logistics to protect the moving staff as well as the merchandise. If a piece of freight is determined to be oversized, exhibitors should talk to an RG Logistics staff member at the shipping desk. RG Logistics reserves the right to refuse to move an oversized piece of freight into the hotel if there is a risk of harm to the staff or merchandise from such movement.

Claims

If you have a claim, please notify RG Logistics immediately by sending an e-mail to: tradeshows@rhships.com An RG Logistics representative will respond with a claim form for you to fill out. The claim form must be filled out in its entirety and submitted back to RG Logistics within 14 days of the freight delivery date. In order for a claim to be processed, the shipment charges must be paid in full. Non-payment and/or not abiding by the claim deadlines can result in a denied claim.

Payment

If you have not already done so, please complete the credit card authorization form. RG Logistics will accept checks for payment of services rendered as long as the backup credit card payment form is completely filled out and returned prior to shipping. Unless stated otherwise, the freight/drayage charges are the responsibility of the exhibitor to which the goods are consigned or the main exhibitor for the designated room/booth. A 3% transaction fee will apply to all payments.

OUTBOUND SHIPPING

All shipments will be palletized at the hotel for transport back to the Advanced Warehouse. Upon receipt at the warehouse, items will be re-weighed and stretch wrapped. Outbound shipping will begin on Tuesday, June 15th and domestic deliveries will be completed no later than June 25th. International transit times will be quoted per shipment.

- Priority handling from the warehouse is available upon request, at an additional fee of \$150.00.
- Shipments can be tracked at www.rglships.com, by e-mailing tradeshows@rglships.com or by calling (303) 416-0227. Please reference the bill of lading number provided to you at the show for all tracking requests.
- Freight shipments made via carriers other than RG Logistics, please provide your carrier's bill of lading to RG Logistics and advise your carrier to schedule a pickup appointment by calling (303) 416-0227. Advise your carrier to reference the bill of lading number on your paperwork at pickup. Carriers without a bill of lading number and an appointment will be turned away.
- FedEx/UPS shipments – Small parcel shipping is by call-tag only. RG Logistics will not create shipping labels that bill to third-party accounts.
- Customs/Duty charges – If RG Logistics receives a bill for customs/duty charges as a result of your inbound or outbound shipment, you will be immediately charged the bill amount plus a service fee equal to 20% of the billed amount to the card on file.
- International/export shipments require commercial documents attached to the bill of lading. RG Logistics will tender the documents to the appointed carrier. If using RG Logistics, we will get in touch with you after the show to obtain documentation.

Any shipments remaining in the Advanced Warehouse after June 25th will be charged storage, based on \$2.00 per sqft per month, one month minimum. Calculation is based on the products' footprint. For example, a standard pallet is 40x48x54 = 16 sqft. Certain terms and conditions may apply, see www.rglships.com for details.