

T.H.E. SHOW



Logistics and Shipping Manual



Phone: 303-416-0227

E-mail: tradeshows@rglships.com

An on-site shipping desk will be available at the show for any questions or help you may need.

Shipping Desk Hours

Thursday, June 5th – Saturday, June 7th 9:00 AM - 4:00 PM

Sunday, June 8th 9:00 AM – 11:00 PM

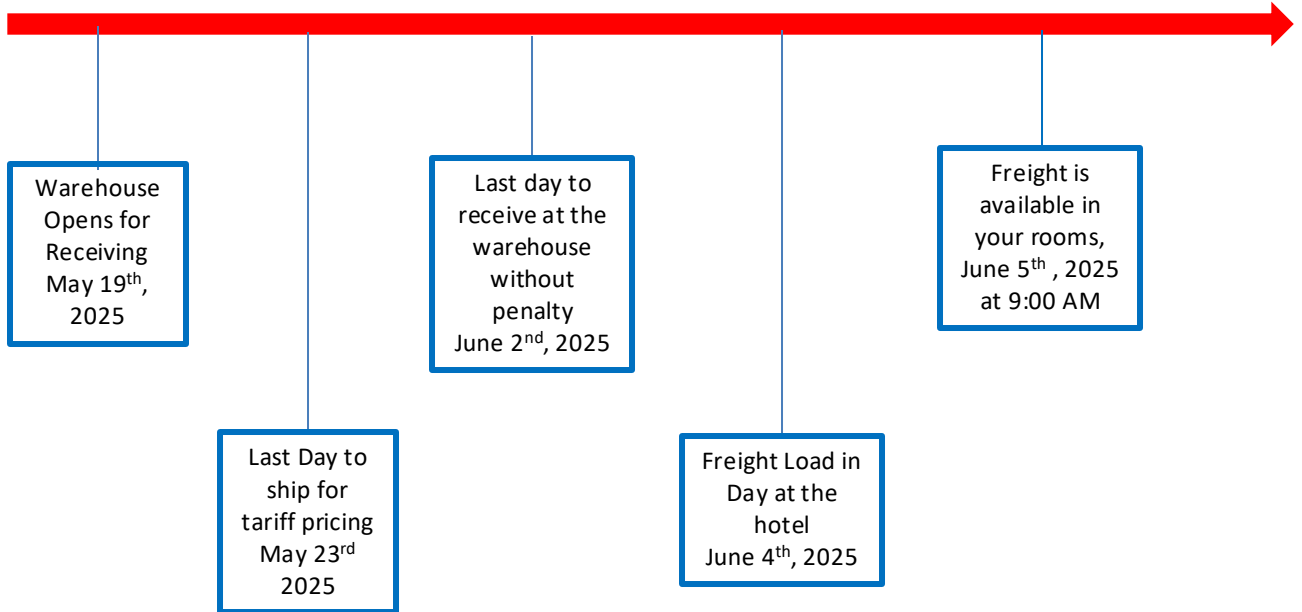
RG Logistics is a trusted, full-service logistics company founded in 2020. We provide extraordinary customer service by developing personalized solutions to meet each customer's unique needs in diverse markets. At all levels of our organization, we are committed to doing what is right for our customers.

THE Show Logistics Logistics Timeline

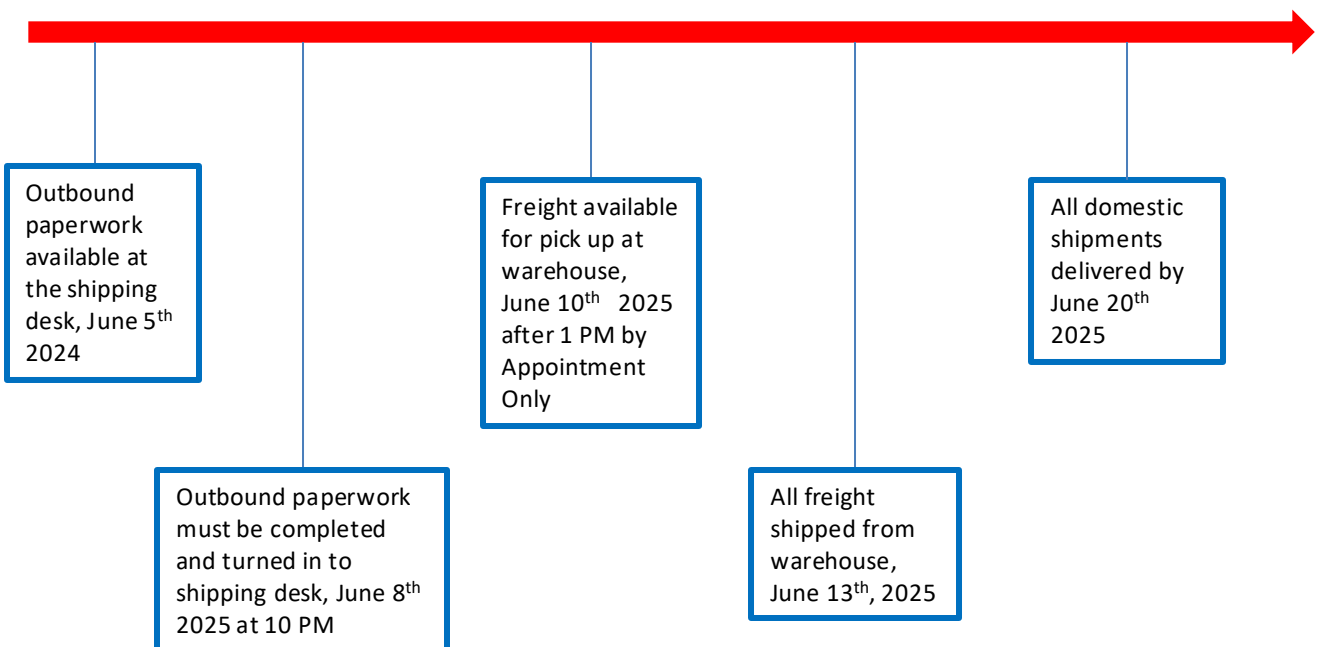
Provided by



Inbound Timeline



Outbound Timeline



THE Show Logistics General Knowledge

T.H.E Show offers exhibitors three options to get their goods and exhibition materials to the show site. All exhibitors must use one of the following services:

- Personal Vehicle Loading** – Exhibitors who want to drive their goods to the show are allowed to do so, however, exhibitors are NOT allowed to carry their own goods inside the hotel. Each exhibitor must book an appointment with RG Logistics to get their goods unloaded/loaded into and out of the show.
- Drayage Only** – Exhibitor arranges freight transportation to the Advanced Warehouse through a carrier of their choice. RG Logistics will move the goods from the Advanced Warehouse to the show site. Drayage fee applies.
- THE Logistics** (provided by RG Logistics)– RG Logistics will transport your goods from origin location to the show site. Transportation price includes drayage. Shipping tariff applies (see page 6).

Delivery to the Hotel - Freight carriers will not be allowed to deliver directly to the show site(s). The Hotel will not accept freight and shipments will be refused.

Labeling of Shipments

All shipments should be sent to the Advanced Warehouse and **each piece** should be labeled as follows:

THE Show 2025 c/o RMT Logistics
(Exhibitor Name) & (Room/Space #)
418 E Banning Street
Compton, CA 90222

Important Note: Please make sure to remove, cover, or black out all old labels.

THE Show DRAYAGE SERVICES

All shipments should be sent to the Advanced Warehouse as per the inbound timeline. If you have a preferred carrier you would like to use, please do so. Notification is required by going to www.rglships.com and booking a drayage shipment. All shipments should arrive no later than June 2nd, 2025 in order to avoid late fees (Late fee schedule listed on Page 5).

International Shipments – Please make sure your carriers know how to properly import and export your shipment for the THE Show. THE Show nor RG Logistics can be an importer of record for your shipment, however, THE Show can be the Ultimate Consignee for your shipment. Please keep in mind that this means that you will need to have your carrier provide a customs broker to clear your shipment. If you are shipping Internationally, it is best to have a single carrier do both the import and export of your goods. For small parcel shipments, mainly FedEx and UPS shipments, any customs related charges that are billed to THE Show or RG Logistics will be immediately charged to the exhibitors' credit card on file plus a 25% service fee.

Drayage Services– Shipments sent to the advanced warehouse through any carrier other than RG Logistics are considered a “drayage” shipment and will be charged according the below fee schedule. All drayage shipments will be weighed at the advanced warehouse and this weigh will become the basis for the charges.

LTL Shipments

\$175.00 minimum charge.

Up to 999 lbs: **\$0.48 per pound.**

1000-1999 lbs: **\$0.43 per pound.**

For shipments over 2000 pounds: **\$0.40 per pound.**

Small Parcel Shipments

\$50 for the first package,

\$20 per package for the next four (4) packages.

Starting with the sixth (6th) total package, standard drayage rates apply for all.

Rate Examples

LTL shipment weighing 500 pounds: $500 \times \$0.48 = \240.00

LTL Shipment weighing 1000 pounds: $1000 \times \$0.43 = \430.00

FedEx Shipment of 4 boxes: 1st box = \$50.00, box 2-4 x \$30.00 = \$60.00

Total FedEx shipment charges: \$110.00

All Exhibitors wanting to drive their own gear into the hotel are welcome to do so, however, any exhibitor doing so is required to use RG Logistics to move their gear from the vehicle to the room or booth location.

In order to facilitate an orderly loading zone, an appointment must be scheduled with RG Logistics in advance. The below loading and unloading times are available on a first come first serve basis. If an exhibitor does not make an appointment, they will be accommodated as quickly as possible but will be required to wait until a space/time is opened up for them to be unloaded. Please note that during peak loading times, this wait may be 1-2 hours long.

To book an appointment time, please go to www.rglships.com and on the trade show Services tab, click the "Book A Show Shipment Now". Walk through the Personal Vehicle Booking.

Loading Into THE Show

Wednesday June 4th – 4 PM until 9 PM

Thursday June 5th – 8 AM until 5 PM

Loading Out of THE Show

Sunday June 8th – 5 PM until Midnight

Monday June 9th – 7 AM until 10 am (Any Exhibitor still in their room after 10 am maybe charged an additional day for the room)

Charges

Each Load, load in or load out, is charged individually as some exhibitors may not need both loads. Loading is based on 4 lumpers for 30 minutes. If a larger vehicle or multiple vehicles are used and more lumpers are required for the unload, additional man charge will apply.

Load In: \$300.00

Load Out: \$300.00

Additional Time: \$60.00 per 15-minute increment

Additional Man: \$45.00 per 15-minute increment, for each additional man used

The Advanced Warehouse will be available to receive your shipments starting May 19th.

Ship Early!!

RG Logistics requires a minimum of 1 business day notification to schedule a pickup. A 4-hour pick up window is required. Transportation rates include the drayage fee.

To compare the RG Logistics rates Vs another carrier, calculate your carrier rate, then calculate your drayage rate with RG Logistics; add these two rates together and compare to your calculated RG Logistics transportation rate.

FEES See “Shipping Tariff” for rates and associated fees on next page.

Important Note: All shipments will be re-weighed upon receipt at the Advanced Warehouse. This actual weight will be the basis for all charges.

Late Fees

Any shipment arriving after June 2nd, 2025, will be subject to the late arrival fee which follows the below fee schedule and is based on the arrival date of the shipment.

* Exhibitors using RG Logistics for shipping, who ship by the last day to ship, are not subject to late fees.

Shipments arriving between June 3rd – June 4th 5 PM (These shipments will arrive to the show-site by June 5th, 2025, 9:00 AM)

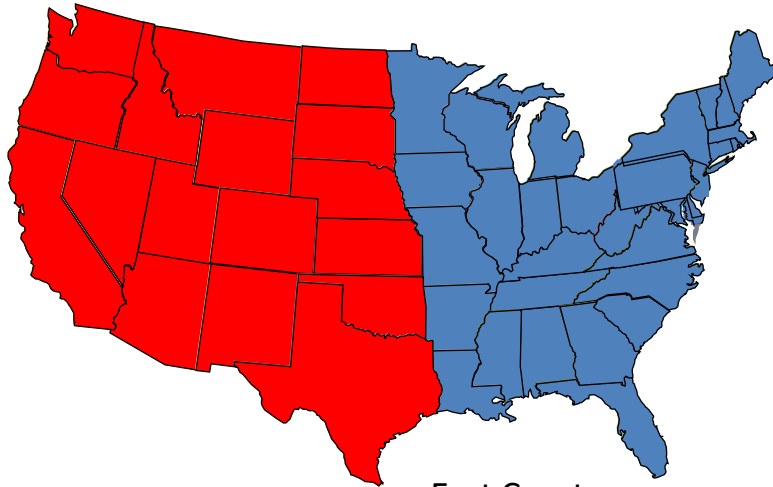
Standard Late Fee:	\$0.20 per pound.
Minimum Charge:	\$150.00 per shipment.

Shipments arriving after June 4th, 5 PM are subject to the standard late fee and minimum charge. Late shipments will be brought to the show-site each day at or about 5:00 PM. Exhibitors needing their late shipments sooner are subject to the following “Special Delivery” surcharge. This surcharge is in addition to the standard late fee.

Special Delivery Surcharge:	\$350.00 per shipment.
-----------------------------	------------------------

SHIPPING TARIFF

T.H.E. Show 2025



West Coast

\$225.00 Minimum Charge
 \$0.72 per lb up to 1999 lbs
 \$0.67 per lb above 2000 lbs

East Coast

\$295.00 Minimum Charge
 \$0.85 per lb up to 1999 lbs
 \$0.78 per lb above 2000 lbs

Important Note: All Shipments are subject to a dimensional factor of 200, shipments will be charged at the higher of the dimensional weight or the actual weight. The calculation used to determine dimensional weight is $L \times W \times H / 200 = \text{Chargeable weight}$.

ALL SHIPMENTS WILL BE REWEIGHED/DIM AT THE ADVANCED WAREHOUSE, THE REWEIGH WILL BE THE BASIS FOR THE FREIGHT CHARGES.

A Fuel Surcharge of 30% will apply in addition to the stated freight charges

- ✓ Rates are applied per Bill of Lading
- ✓ International, HI & AK shipments are by quote only
- ✓ Must ship by May 23rd 2025 for rates to apply
- ✓ RG Logistics shipping rates **include** the drayage cost

ADDITIONAL SERVICES

➤ Inside pickup/delivery:	\$50.00 minimum or \$0.15 per lbs, whichever is greater
➤ Additional Man:	\$95.00 per occurrence/per man per hour
➤ Weekend Service:	\$150.00 per occurrence
➤ Waiting Time:	\$70.00 per hour (Billed in 15 min increments)
➤ Special pickup/delivery:	\$95.00 per occurrence, Beyond areas by quote only
➤ Cargo Insurance:	\$35.00 minimum or \$0.80 per \$100 of value, whichever is greater
➤ Priority handling outbound:	\$150.00 per shipment
➤ Palletize Shipment:	\$50.00 per pallet
➤ Residential Service	\$100.00 per occurrence
➤ Lift Gate Service	\$100.00 per occurrence
➤ Items not listed are by quote only	

Important Note: A standard pick up and/or delivery is considered to be between 8 am and 5 pm, Monday-Friday, at a business with a dock, with a minimum 4-hour window. Shipments falling outside this standard may have delays or be subject to additional charges. All shipments are subject to the RG Logistics terms and conditions for shipment.

Empty Carton/Crate Storage

Exhibitors should use their room's bathroom for storage first. If you have additional boxes or crates that need to be removed, RG Logistics will collect them from the hall at the end of set-up day, Thursday June 5th.

FEES On-site storage is included. If you have an oversized crate or box that will not fit into the on-site storage area or you want your packaging stored off-site, please contact RG Logistics. Off-site storage is \$300 per room and covers all boxes/crates from that room.

Limits of Liability

RG Logistics' liability for loss/damage to goods shall not exceed \$0.50/lbs. or \$50.00, whichever is greater. Exhibitors using drayage only service have the same standard coverage that applies from the time freight is received into the advanced warehouse through delivery to your room, and again from your room to the advanced warehouse. Full value cargo insurance can be purchased for a premium, as outlined in the "Shipping Tariff".

Additional terms and conditions are applicable and details can be found at www.rglships.com

Important Note: Loss/damage liability covers damage to internal contents (merchandise) and not the actual packaging itself.

Oversized Items

All reasonable efforts will be made to get your freight into the assigned room. If your freight is oversized, it will be placed in a location/room where it can be secured. A piece may be determined to be oversized if it is too tall, wide or heavy for standard placement. This determination is made at the sole discretion of RG Logistics to protect the moving staff as well as the merchandise. If a piece of freight is determined to be oversized, exhibitors should talk to an RG Logistics staff member at the shipping desk. RG Logistics reserves the right to refuse to move an oversized piece of freight into the hotel if there is a risk of harm to the staff or merchandise from such movement.

Claims

If you have a claim, please notify RG Logistics immediately by sending an e-mail to: tradeshows@rglships.com

An RG Logistics representative will respond with a claim form for you to fill out. The claim form must be filled out in its entirety and submitted back to RG Logistics within 30 days of the freight delivery date. In order for a claim to be processed, the shipment charges must be paid in full.

Non-payment and/or not abiding by the claim deadlines can result in a denied claim.

Payment

If you have not already done so, please complete the credit card authorization form. RG Logistics will accept checks for payment of services rendered as long as the backup credit card payment form is completely filled out and returned prior to shipping. Unless stated otherwise, the freight/drayage charges are the responsibility of the exhibitor to which the goods are consigned.

A 3% transaction fee will apply to all payments.

OUTBOUND SHIPPING

All shipments will be palletized at the hotel for transport back to the Advanced Warehouse. Upon receipt at the warehouse, items will be re-weighed and stretch wrapped. Outbound shipping will begin on Tuesday, June 10th and domestic deliveries will be completed no later than June 20st. International transit times will be quoted per shipment.

- Priority handling from the warehouse is available upon request, at an additional fee of \$150.00.
- Shipments can be tracked at www.rglships.com, by e-mailing tradeshows@rglships.com or by calling (303) 416-0227. Please reference the bill of lading number provided to you at the show for all tracking requests.
- Freight shipments made via carriers other than RG Logistics, please provide your carrier's bill of lading to RG Logistics and advise your carrier to schedule a pickup appointment by calling (303) 416-0227. Advise your carrier to reference the bill of lading number on your paperwork at pickup. Carriers without a bill of lading number and an appointment will be turned away.
- FedEx/UPS shipments – Small parcel shipping is by call-tag only. RG Logistics will not create shipping labels that bill to third-party accounts.
- Customs/Duty charges – If RG Logistics receives a bill for customs/duty charges as a result of your inbound or outbound shipment, you will be immediately charged the bill amount plus a service fee equal to 25% of the billed amount to the card on file.
- International/export shipments require commercial documents attached to the bill of lading. RG Logistics will tender the documents to the appointed carrier. If using RG Logistics, we will get in touch with you after the show to obtain documentation.

Any shipments remaining in the Advanced Warehouse after June 13th will be charged storage, based on \$2.50 per sqft per month, one month minimum. Calculation is based on the products' footprint. For example, a standard pallet is 40x48x54 = 16 sqft. Certain terms and conditions may apply, see www.rglships.com for details.

WHO WE ARE

We are committed to meeting all your shipping needs with professionalism and efficiency. Our comprehensive services include:

- ✓ **Import and Export Freight**
- ✓ **Air & Ocean Freight Services**
- ✓ **Customs Brokerage**
- ✓ **Online Shipment Tracking**
- ✓ **Warehousing Solutions**
- ✓ **Detailed Reporting**
- ✓ **Carnet Services**

What we will need

- Commercial invoice
- Packing List
- Origin and Destination
- Shipper name, address, and Contact and email.
- Consignee name & address
- Accessorial Req'd for delivery: Lift Gate, Residential
- Commodity and HTS
- Weights, Dimensions & Quantities

Import & Export Specific

-
- Export Power of Attorney
 - Import Power of Attorney

Is there a Carnet?
Do you want Insurance?

To Request a Quote:

RGLogistics@Axiomwwl.com



In Partnership with Axiom Worldwide Logistix

AXIOM CONTACTS

Your contacts will be as below:

shogue@axiomwwl.com – Sean Hogue, Executive Vice President

mfrance@axiomwwl.com – Matt France, Executive Vice President

cbriggs@axiomwwl.com – Chea Briggs, Senior Manager, International

mcampbell@axiomwwl.com – Micah Campbell, International Operations

croberts@axiomwwl.com – Chaylee Roberts, Senior Manager, Domestic

roberth@axiomwwl.com – Robert Hogue, Domestic Operations

If you require additional assistance or have specific shipping needs, please don't hesitate to reach out. We are here to help!

1480 S. Pioneer Road, Salt Lake City, Utah 84104

+1 435-226-1207