

2000 Series Cookstove

Our 2000 Series is our base model, wood-burning-only cookstove. Each 2000 Series stove comes standard with a warming shelf and solid polished steel top. Customers can choose between glass or solid doors for both the firebox and oven doors. As is standard for each of the Heco cookstoves, each stove includes air wash control, easy-access cleanout and a poker rod and ash tray.


FEATURES:

- Burns wood
- #2000 heats up to 2500 sq. ft.
- Standard bi-metal draft regulator
- Air wash control
- Solid polished steel cooktop
- Easy access cleanout
- Optional glass door for firebox and oven
- Made in the USA




Temporarily Discontinued


Optional Add-ons



External Tank Coil
Our External Tank Coil is for use with heating water in an external tank, separate from the cookstove. This coil does not include tubing and fittings for hookup.



Coil Kit
Our Coil Kit includes a 12" coil and fittings to connect the coil to the 22 Gallon Water Reservoir. This coil kit will be needed if use of hot water is frequent throughout the day.



22 Gallon Water Reservoir
Our standard stainless steel reservoir mounts behind the warming shelf or closet. Plugs and spout included; works with Coil Kit (not included).



Heat Shield
Our Heat Shield creates an extra level of insulation which allows the stove to be placed 12" away from a combustible wall, rather than the standard 18".



Summer Grate
Our Summer Grate elevates the fire in the fire box, allowing the stove to be used for cooking with a small fire in warmer weather.



Warming Closet
The optional Warming Closet offers a closed door feature to the standard Warming Shelf, keeping food on the shelf warmer for longer.

Things to Consider When Purchasing

#420 Series Cookstove

#520 Series Cookstove

#2000 Series Cookstove

CO and Smoke Alarm

_____ ft. _____ in. Stove Pipe: ☐ Black or ☐ SS.

____ Pieces _____ in. Elbow (2 max): ☐ Black or ☐ SS

_____ in. Trim Collar for Masonry Chimney

Screws for Stove Pipe ☐ Black or ☐ SS

_____ ft. Stainless Steel Chimney Relining Kit

_____ ft. Insulated Chimney ☐ Masonry or ☐ SS

Hearth Board (J.L.1618) _____ (brand)

Wall Protection Board _____ (brand).

SubTotal _____

Prices are subject to change without notification _____

Tax _____

DS0622 _____

TOTAL _____

Authorized Dealer



Heco Cookstove

Models #420, #520, #2000 Series



Reliable & Clean-Burning



Where Tradition, Craftsmanship and Quality Come First



To strive to make the most competitive and highest quality products available. Traditional craftsmanship defines each product from wood and coal cookstoves to custom metal fabrication. With a goal of high efficiency and low maintenance, DS products are built to last a lifetime. With four divisions, Stove Manufacturing, Retail, Wholesale, and Custom Fabrication, DS strives for excellence in everything they produce.

Which DS product is right for you?

	First Floor	Basement	Whole House	Forced Hot Air	Coal	Wood	Gas	Freestanding Unit	Hot Water Heating	Green House/Shop
Anthra-Max	•	•	•		•			•		
Anthra-Max Fireplace Insert	•	•	•	•						
Anthra-Glo	•	•	•	•				•		
Aqua-Gem Boilers #1100 , 3200, 4200		•	•	•					•	•
Aqua-Stoke		•	•	•					•	•
CoalMaster		•	•	•				•		•
Comfort Max	•	•	•	•				•		
DS Circulator	•	•	•	•				•		
Ecomiser		•	•	•						•
Econo Riteburn		•	•	•				•		•
EnergyMax #110	•	•	•	•						
EnergyMax #160		•	•	•				•		•
Gas Boiler		•	•			•			•	•
Gas Furnace		•	•			•				•
GH Blast #450				•	•			•		•
HeatRight		•	•	•				•		
Heco Cookstove	•		•	•	•			•		
Kozy-King		•	•	•	•					•
Power Boilers # 5000, 6000, 7000				•	•				•	•
Stoker Furnace		•	•	•	•				•	•

Low-Maintenance Cookstoves That Will Last A Lifetime

420 Series Cookstove

Our 420 Series is the smaller of our two elite cookstoves. This stove is designed to burn either wood or anthracite and includes the standard warming shelf. Customization options for this stove include solid or glass doors, three different stovetop choices, and optional add-ons such as a summer grate, warming closet, and 22 gallon water reservoir. As is standard for each of the Heco cookstoves, each stove includes air wash control, easy-access cleanout and a poker rod and ash tray.



Heco #420

FEATURES (#420 AND #520 MODELS):

- Burns Wood or Anthracite
- #420 heats up to 2000 sq. ft.
- #520 heats up to 2500 sq. ft.
- Standard bi-metal draft regulator
- Air wash control
- Easy access clean-out
- Optional solid or glass doors
- Three stovetop options
- Additional add-on options (i.e. summer grate, warming closet, and water reservoir)
- Made in the USA

Oven Door Options:

Each stove comes with your choice of glass or solid oven door. If needed or desired, doors can be removed and replaced.




Stovetop Options:

The Solid Polished Steel Top is welded to the stove body and has two clean-out lids. The 3 Panel Top allows for the entire stovetop top to be removed for easier cleaning and repair.



3 Panel Polished Steel Top





Solid Polished Steel Top



3 Panel Porcelain Top

Firebox Door Options:

Each stove comes with your choice of solid or glass firebox door. If needed or desired, doors can be removed and replaced.



520 Series Cookstove

Our 520 Series is the larger of our two elite cookstoves. The Heco 520 includes the same customization options as the Heco 420: solid or glass doors, three different stovetop choices, and optional add-ons such as a summer grate, warming closet, and 22 gallon water reservoir. The Heco 520 also includes the same standard items as our other stoves and is perfect for those with a larger home.



Heco #520

SPECIFICATIONS

Model #	#2000	#420	#520
Fuel	Wood Only	Wood or Anthracite	Wood or Anthracite
Heating Area	up to 2,500 sq. ft.	up to 2,000 sq. ft.	up to 2,500 sq. ft.
BTU rating	85,000	72,000	90,000
Cooking Surface: (WxD)	46" x 20.25"	42.25" x 21"	46.5" x 21"
Stove Size with Handles (WxD)	50.5" x 33"	47.25" x 33.25"	51.5" x 33.25"
Height to Warming Shelf	50.25"	53.5"	53.5"
Oven Dimensions (D x W x H)	22" x 16.5" x 14"	21" x 18" x 13"	21" x 18" x 13"
Firebox Dimensions (D x W x H)	19" x 20" x 20"	19" x 12" x 17"	19" x 16" x 17"
Door Openings (W x H)	15.5" x 12.5"	12" x 9.5"	16" x 9.5"
Exhaust size	7"	6"	7"
Total Weight	700 lb.	775 lb.	840 lb.
Standard Bi-Metal Draft Regulator	Yes	Yes	Yes
U.L. Tested*	No	Yes	Yes
Limited Lifetime Warranty	Yes	Yes	Yes

CLEARANCE FROM COMBUSTIBLES

Stove	#2000	#420	#520
Side	18"	18"	18"
Back	18"	18"	18"
Front	48"	48"	48"
Single wall stove pipe	18"	18"	18"
Double wall stove pipe	6"	6"	6"
Ceiling	N/A	36"	36"
Corner	9"	10"	10"

#2000: 61" x 48" Floor Protector Required; Non-UL Listed
#420: 58" x 48" Floor Protector Required; UL tested
#520: 62" x 48" Floor Protector Required; UL tested

All units require a class "A" all fuel chimney installation that must conform to local and state codes.

*Safety tested and labeled to U.L. Standards by Guardian Fire testing, to U.L. 1482 and ULC-S627