





TECHLIGHT
INNOVATION IN ILLUMINATION

SPORTS
COMPLEX
EDITION



HOLH & TIHB

LED SPORTS LIGHTING - DIRECT & IN-DIRECT



2707 Satsuma Dr. | Dallas, TX 75229 | Ph: 800.225.0727
Techlight@Techlight.com | www.techlight.com

CASE STUDY & TESTIMONIALS

Enhance, Save, and Perform with Techlight LED Sports Fixtures!

Cliff Drysdale Tennis Announces Exclusive Partnership with Techlight



CLIFF DRYSDALE TENNIS
A Tron Company

Cliff Drysdale Tennis, a Tron Company, has announced an exclusive partnership with industry leading lighting company Techlight. The partnership makes Techlight Cliff Drysdale Tennis and Tron's preferred lighting vendor for all tennis, pickleball and paddle lighting structures.


“This is a fantastic partnership for our clubs and partners,” said Scott McCulloch, Chief Operations Officer for Cliff Drysdale Tennis. “Techlight’s products are always high quality and provide facilities with the best lighting structures in the industry. As we take on new contracts and build new courts, Techlight will be a major asset in our growth.”


Joey Hanf [Cliff Drysdale Tennis](#)
Media Contact

Are you looking for an efficient lighting solution for your indoor sports facility? Look no further than TECHLIGHT indoor LED sports fixtures. With their rugged construction and engineered performance, these fixtures provide an enhanced game experience for both players and spectators. Not only do they decrease electric consumption by half compared to traditional fluorescent fixtures and Metal Halide, but they also offer extended service life and long-term maintenance cost savings.

Our in-house experts will assist you in mounting the fixtures at the correct heights and with appropriate light distribution to eliminate any possible glare issues that other fixtures don't solve. Additionally, our fixtures are designed to minimize noise pollution, unlike the constant buzzing of typical Metal Halide ballasts.

With TECHLIGHT's state-of-the-art LED high bays, your facility will have a remarkably notable, first-class, high-performing fixture. Upgrade your sports lighting today with TECHLIGHT indoor LED sports fixtures and take your sports facility to the next level.





WHY IS THE
HOLH THE
**DIRECT
LIGHTING**
SOLUTION
FOR YOUR
SPORTS
FACILITY...?

ABOUT THE HOLH


Others claim it, but we will PROVE it!

At 150 lumens to watt (140 lumens per watt for larger modules) we have proven time and time again, to be the best in the Sports Lighting business! Our 52L 346 Watt module uses Class II long life LEDs and high efficiency drivers that produce 150 Lumens per watt. Premium grade components make this an industrial grade LED High Bay for your Sporting Complex.

It is built with 0-10V dimming standard, producing a wide range of output options; from 52,000 to 96,000 lumens. LEDs available in 4000K and 5000K with a CRI >80.

Our HOLH is the latest in LED technology. More efficient, smaller, longer lasting, and brighter. At 340 watt and 4ft x 1ft in size, the new 4D design is compact without sacrificing performance. It projects a very wide light from a very small body.

With Bluetooth and PIR options available, this Stem Mounted, Direct Light, High Output, Highbay fixture has all the latest and greatest of technology! Plus superior performance, in a time tested, proven, safe, and efficient package.



WHY IS THE
TIHB THE
**INDIRECT
LIGHTING**
SOLUTION
FOR YOUR
SPORTS
FACILITY...?

ABOUT THE TIHB

Drop the Cord, we've got you covered!

With 3 different mounting options, this Indirect Sports Lighting Fixture will surely fit your needs while exceeding your expectations!

Our TIHB 4D module is almost 190 lumens to watt (160 for larger modules). In 2 module configurations (4D and 6D) it exceeds most others lumen output at a Max of 99,000 lumens. 2 color temperature options of Neutral White, 4000K or Cool White, 5000K with a CRI >80

The TIHB also has built with 0-10V dimming standard, with Class II long life LEDs with exceptional horizontal and vertical performance. Engineered for exceptional thermal performance using lightweight aluminum thermal LED heat sinks, it meets US and Canadian safety standards, -40°C to 50°C ambient operation. Open structure design allows for natural convective cooling.

With the Internal Fast-Blow Fuse and LED Battery Pack options, you will never be left in the dark. Modular wiring drop cord may be factory installed (contact your sales representative for details).

HOW WE PROVE IT

PHOTOMETRICS

LUMINAIRE CHARACTERISTICS

HOW WE DELIVER

Photometrics

Our Project Management Teams support Photometry Experts, Mechanical and Technical Engineers. Every luminaire designed, built or shipped from our warehouse is pretested for optimal performance. Our photometry experts can determine how a certain fixture will look in any setting. IES files are created to hold this data and share with the end customer, project manager or lighting designer for specified projects. We get these IES files and light radiation/photometry renderings from our in-house Goniophotometer and Integrating Sphere (shown below).



TIHB

With a variety of output options and color temperatures to choose from, the TIHB will provide exceptional performance for any level of play.

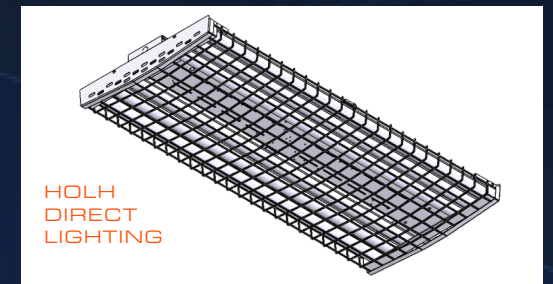
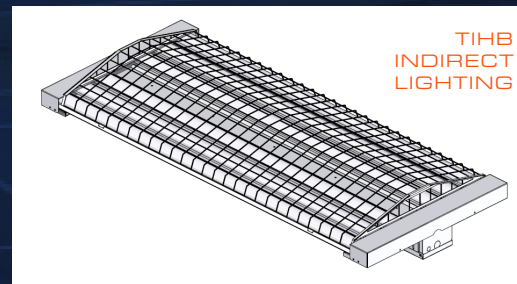
Lumen outputs shown are the same for either the 4000K or 5000K CCT.

# of LED Modules	Delivered Lumens VWD	System Wattage	LPW	L70 @ 25°C	Amperage Draw					
					120V	208V	240V	277V	347V	480V
4D	50,460	267	189	>50K	0.45	0.78	0.90	1.04	1.30	1.80
4D	55,505	307	181	>50K	0.39	0.68	0.78	0.90	1.13	1.56
4D	60,372	352	172	>50K	0.34	0.59	0.68	0.79	0.99	1.36
4D	66,206	415	160	>50K	0.29	0.50	0.58	0.67	0.84	1.16
6D	69,837	359	195	>50K	0.33	0.58	0.67	0.77	0.97	1.34
6D	75,689	401	189	>50K	0.30	0.52	0.60	0.69	0.87	1.20
6D	79,507	430	185	>50K	0.28	0.48	0.56	0.64	0.81	1.12
6D	85,108	477	178	>50K	0.25	0.44	0.50	0.58	0.73	1.01
6D	90,559	527	172	>50K	0.23	0.39	0.45	0.53	0.66	0.91
6D	95,859	582	165	>50K	0.21	0.36	0.41	0.48	0.60	0.82
6D	99,309	622	160	>50K	0.19	0.33	0.39	0.45	0.56	0.77

Luminous Flux and Intensity

Once all angles and light distribution have been measured (and these take hundreds of measurements), a map of the fixture is drawn up, offering a graphical representation of its performance. Besides the obvious problems of such as burning extra watts, costing money, and the risk of putting out too much light, there can be dramatic differences between fixtures in their lighting patterns and distribution.

Accounting for these subtle (or not so subtle) differences is what makes photometric concepts and drawings so important for a lighting project of any size. But it is a must for projects that demand precise lighting for security or efficiency reasons. And our in-house experts are able to provide cutting edge optical and light measurement data for your projects.



HOLH

With a variety of output options and color temperatures to choose from, the HOLH performance will not go unnoticed.

Lumen outputs shown are the same for either the 4000K or 5000K CCT.

# of LED Modules	Delivered Lumens VWD	System Wattage	LPW	>50K L70 @ 25°C	Amperage Draw					
					120V	208V	240V	277V	347V	480V
4D	51,552	346	149.10	>50K	2.9	1.7	1.4	1.2	1.0	0.7
4D	53,776	366	146.80	>50K	3.1	1.8	1.5	1.3	1.1	0.8
4D	56,120	386	145.40	>50K	3.2	1.9	1.6	1.4	1.1	0.8
4D	58,664	407	144.30	>50K	3.4	2.0	1.7	1.5	1.2	0.8
4D	61,200	427	143.30	>50K	3.6	2.1	1.8	1.5	1.2	0.9
4D	63,820	448	142.50	>50K	3.7	2.2	1.9	1.6	1.3	0.9
4D	66,360	467	142.00	>50K	3.9	2.2	1.9	1.7	1.3	1.0
5D	70,150	483	145.40	>50K	4.0	2.3	2.0	1.7	1.4	1.0
5D	73,330	509	144.20	>50K	4.2	2.4	2.1	1.8	1.5	1.1
5D	76,500	534	143.30	>50K	4.4	2.6	2.2	1.9	1.5	1.1
5D	79,775	560	142.50	>50K	4.7	2.7	2.3	2.0	1.6	1.2
6D	84,180	579	145.30	>50K	4.8	2.8	2.4	2.1	1.7	1.2
6D	87,996	610	144.30	>50K	5.1	2.9	2.5	2.2	1.8	1.3
6D	91,800	640	143.40	>50K	5.3	3.1	2.7	2.3	1.8	1.3
6D	95,730	671	142.70	>50K	5.6	3.2	2.8	2.4	1.9	1.4



For more information or Specification Info go to our website at www.techlight.com or call 1-800-225-0727.



TECHLIGHT
INNOVATION IN ILLUMINATION

Sports
Complex
Version

HOLH & TIHB



TECHLIGHT
GROUNDED IN LIGHTING

For additional information,
please contact us at **800.225.0727**
or find your local sales representative at
www.techlight.com

LED SPORTS LIGHTING - DIRECT & IN-DIRECT



Our Lights are DesignLights Consortium® Qualified.

The DesignLights Consortium™ promotes quality, performance and energy efficient commercial sector lighting solutions through collaboration among its federal, regional, state, utility, and energy efficiency program members, luminaire manufacturers, lighting designers, and other industry stakeholders throughout the US and Canada. Please go to www.designlights.org or the current Qualified Products List. Further details about qualified models may be found under Family Models.

All of Techlight's products meet Federal ARRA (American Recovery and Reinvestment Act) Guidelines and are proudly engineered and manufactured in the USA.



TECHLIGHT • 2707 SATSUMA DR. • DALLAS, TX 75229 • PH: 800.225.0727 • FX: 214.350.0591



2707 Satsuma Dr. | Dallas, TX 75229 | Ph: 800.225.0727
Techlight@Techlight.com | www.techlight.com