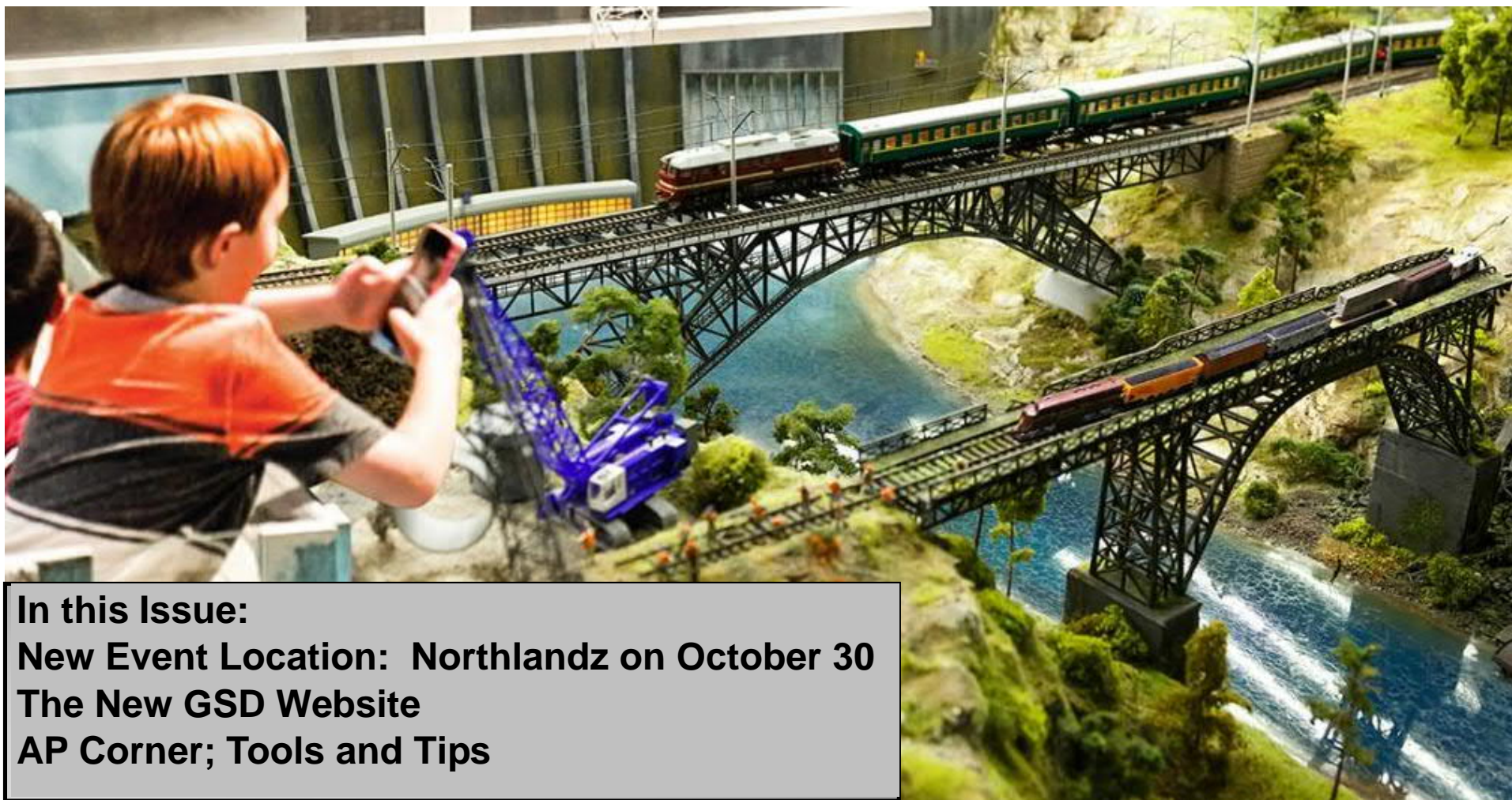




The

WHISTLE POST

The Official Publication of the Garden State Division of the NMRA Northeastern Region



In this Issue:

New Event Location: Northlandz on October 30

The New GSD Website

AP Corner; Tools and Tips



THE CAB by President Mark Moritz

The NER Convention

As I write this, I am preparing to go to Westford, MA, tomorrow to attend the NER convention. I have been going every year since 2013 (except for last year, which was postponed until now due to COVID), shortly after I became involved and active in the hobby. It is always a pleasant and inspiring stimulus for me, seeing acquaintances and friends, touring layouts, attending clinics, viewing and sometimes participating in model judging contests, and attending operating sessions.

It always surprises me that more of our Division doesn't go to the regional conventions. Yes, it costs some money, but it is always within driving distance, and the cost is reasonable, considering.

It is difficult to imagine a meeting that gives more inspiration for better enjoyment of the hobby. While our Division meetings occur more frequently, and always include layout tours, the layouts open for a convention are uniformly high - level in terms of completeness, operation, scenery, and other measures. There are always too many to see, and I always come away inspired to run home and work on mine.

The clinics are always excellent. Clinics that have been presented at Division meetings and are judged to be of high quality are sought out and brought to the Regional convention for re-presentation. Presenters who are recognized for their quality of work are invited to present. The net result is that it is often difficult to decide which excellent clinic to choose over another.

Operating sessions are always popular and there are many of them. It is eye-opening to operate on a model railroad that you haven't seen before; many of them are spectacular, and once again, the operating sessions bring out appreciation of the high-level modeling that went into them.

Also inspirational is the model judging contest room. All the best models and photography of our region are on display. It is fun and at the same time awesome to see the quality of work that we are capable of.

The opportunity to go out for dinner with friends, and the banquet evening are certainly not available locally. Neither is the white elephant/auction room where there is usually an enormous amount of model railroading materials for sale.

These are the reasons why the regional convention is so attractive for me to attend. They all add up to an experience that is well worth the time and modest expense involved. We should all consider extending our model railroading "universe" to include it each year. **WP**



THE CABOOSE by Editor Jim Homoki

Imagining a Scene

I really like working on scenery, and after several years of not doing any, I'm really looking forward to getting back to it this winter. The long absence was for good reasons, though, led by a year of benchwork and track laying that greatly enlarged the layout. That was followed by adding appropriate cars to fill out the trains, upgrading several locomotives, and developing a more complex operating system.

Operating sessions have shown that it all runs well. It's always easier to make any changes before ballast and landscapes are in place.

Representing northern NJ will require a lot of trees, and I've been getting ready for that. A full case of Supertrees has been waiting. A few other types will be used as well, but Supertrees provide a good combination of ease of construction, looks, and cost.

The backdrop was painted during construction and provides a hazy background that is so common in our area. I don't know exactly how the addition of printed distant hills and a few structures will look, but they will get added in time.

For now a lot needs to be imagined. Several areas, such as the quarry at Vernoy, shown below, require a LOT of imagination. Picture if you can a hillside in the background, piles of processed stone, a loader, and dusty quarry trucks. You may have your own non-scenes as well, with plans to make them come alive. **WP**



Upcoming Events

MidEastern Region 2021 Convention "Mount Clare Junction" October 21-24, 2021
Hunt Valley, MD <https://mtclarejct.com/>

Pacific Southern Railway in Rocky Hill, NJ, Annual Show is back for 2021. October 23 and 24, www.pacificsouthern.org See flyer on page 6.

GSD Fall Event Saturday, October 30, to be held in-person at Northlandz in Flemington, NJ DOORS OPEN AT 9:00, EVENT STARTS AT 9:30

METCA/NYSME Joint Swap Meet November 6, St. Joseph's School, 120 Hoboken Road, Carlstadt, NJ 9AM-2PM Admission \$5 ModelEngineers.org/swap-meet/

New Jersey Division Meet November 13, Switlick Park, Hamilton Twp., NJ 9AM-12 Noon. Works in Progress style clinics.

Allentown First Frost Train Meet Saturday, November 13 and Sunday November 14, Allentown Fairgrounds Agri-Plex, Allentown, PA www.allentowntrainmeet.com

Garden State Model Railway Club 63rd Annual Show November 26, 27, 28 and December 4, 5, 6 1PM-5PM www.modelrailroadshow.com See flyer on Page 8.

New York Society of Model Engineers (NYSME) Winter Exhibition 341 Hoboken Road, Carlstadt, NJ Saturdays and Sundays in December: 4, 5, 11, 12, 18, 19 1PM-6PM Donation requested <https://modelengineers.org/shows/>

Hindsight 20/20 An online day of prototype clinics held via Zoom approximately every two months. <http://speedwitchmedia.com/>

New Jersey Division January Meet TBA

Amherst Railway Society Big "E" Show January 29 and 30, 2022, West Springfield, MA <http://www.railroadhobbyshow.com/>

GSD Winter Event Saturday, February 26, 2022, snow date March 5, Park Ridge, NJ Make and Take kit building featuring and ITLA kit, Layout Open Houses

NERx An Online Event, Evenings March 21-24, 2022 <http://www.nerx.org/>

New Jersey Division March Meet TBA

GSD/NJD Joint Spring Event To be hosted by the NJD

NMRA 2022 National Convention St. Louis, MO August 7-15, 2022

MER 2022 Convention Carolina Special, Charlotte, NC CarolinaSouthern.org

NER 2022 Convention To be held in Windsor, CT September 15-18
<https://ner-conventions.org/index.php/connecticut-yankee>

NMRA 2023 National Convention Texas Express

In this Issue

THE CAB AND THE CABOOSE 2

UPCOMING EVENTS 3

OCTOBER IN-PERSON EVENT 4

THE GSDs NEW WEBSITE 5

AP CORNER 7

STRIKE WHEN THE IRON'S HOT 8

TOOLS AND TIPS 9

MAP TO THE MEET 12

CLUBS AND BOARD MEMBERS 13

WP INFO 14

On the Cover

A young visitor enjoys the view at Northlandz, and of course has his phone handy for a photo.

This is one of many scenic vistas that can be found when touring Northlandz. Space to meet is generously being provided to the GSD, and a great discount on the entrance fee will be available after the meet.

Details of the event are on the next page, with a map on page 12. Cover photo courtesy of Northlandz.



A new edition of NERx will be held from March 21-24, 2022.

<http://www.nerx.org/>

Previous virtual events held by the NER can be found on the [NMRA's YouTube channel](#).

Just look for "NERx" in the video titles.

NER COUPLER

If you are not getting notifications of new issues of the NER Coupler, sign up on the NER website <https://nermra.org/> Full color print editions as well as a PDF edition are available.

October In-Person Event at a New Location — Northlandz

After a much too long hiatus from meeting in person, the next GSD event scheduled for Saturday, October 30 will be held at Northlandz in Flemington, NJ, from 9:30AM-12PM with **doors opening at 9:00**. Note that this is a new start time. Their website can be found at <https://northlandz.com/>.


Most members should be familiar with the model railroad display at Northlandz. Since being sold a few years ago, numerous improvements have been made, and work is continuing. Northlandz will be providing a nice meeting space and there is plenty of parking on site.

Two clinics will be presented, and the Bring 'n Brag segment returns, so be sure to bring a project to describe. Northlandz will be open to tour following the meeting at a generous discount.

The first clinic will be by Jim Walsh. “**Bonding and Filling for Model Railroading**” will look at a variety of products that could be useful to the hobbyist. Jim executes DIY projects for home improvement, repair and some woodworking. These activities resulted in his collection of adhesive and filler products. Many of these items are useful in model railroading. In this clinic Jim offers some information and explanation of materials and techniques used for creating a model railroad. Focusing on holding parts together and filling in gaps, Jim shares some of his experience, observations and discoveries.

Scott A. Gothe will be presenting the second clinic, entitled “**More than Just a Pretty Light—A Railroad Signaling Primer for Modelers**”. Historically, railroad signals have been, for many modelers, one of the more challenging “aspects” to incorporate on a layout for a wide variety of reasons. Regardless of size, complexity, era, or level of sophistication desired, there are very few model railroads (or model railroaders) that would not benefit from adding at least some part of this very important part of the prototype. This clinic will provide a basic introduction to the scope and use of signals by the railroads, and address not only “what” is available and “how” signals can be used in modeling but give a perspective as to “why” a new (or even experienced) modeler should consider exploring this oft-overlooked area of the hobby.**WP**

Right: Jim Walsh has accumulated numerous adhesives and fillers with many being useful in model railroading projects.



Above: A clinic by Scott Gothe will discuss the basics of signal use by railroads and show how signaling can be added to your model railroad.



THE GSD's NEW WEBSITE

by Chuck Diljak, MMR

If you have not visited the GSD website in a while, we encourage you to do so at nergds.com. The website has been given a facelift!

Since website technology has changed significantly, it was decided to build a new website. With the new technology being used, the entire website was given a makeover. Each page has a "hero" photo at the top, using photographs members have taken of their layouts or layouts they visited in the GSD. Currently, the website features photos by Jim Homoki, Jim Walsh, Scott Dunlap, Chuck Diljak, Steve Kay, and Kai Ebinger. To keep the website looking fresh, the photographs will be replaced over time.

In addition, the website is more secure with an SSL certificate, enabling the website to move from HTTP to HTTPS and protect sensitive information.

There are ten pages on the website:

Home: This is the home page of the website. The page includes a welcome, a map of the GSD's geographic area, and a box to subscribe to the emails sent by the GSD through Constant Contact if you are not receiving them today.

Leadership: This page includes a photograph and mini-biography of every officer and director of the GSD. One difference to note from the

Right: The new GSD Home Page on the website

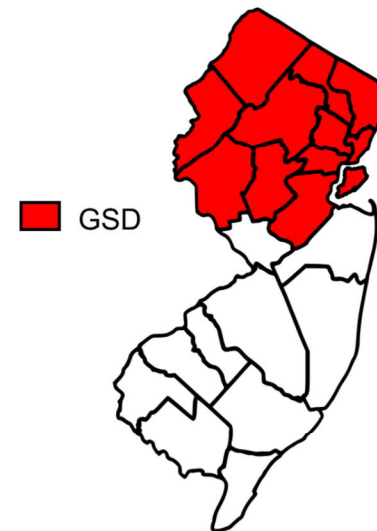


Welcome!

Established in 1963 as part of the Northeastern Region in the National Model Railroad Association, the Garden State Division (GSD) is comprised of Bergen, Essex, Hudson, Hunterdon, Middlesex, Morris, Passaic, Somerset, Sussex, Union, and Warren counties of New Jersey and Richmond county of New York.

The purpose of the Garden State Division is to educate, stimulate, encourage, and foster the study, art, and craft of railroads and model railroading and to promote and support the programs and activities of the Northeastern Region and the National Model Railroad Association. The Garden State Division is organized as a 501(c)(3) for educational purposes.

We invite you to see what we are all about. Read our newsletters, come to our events, look over our photo gallery of past events, investigate the Achievement Program, and become an NMRA member.



Subscribe

Sign up for our email news and stay up to date

Enter your e-mail address

By submitting your information, you are granting us permission to email you. You may unsubscribe at any time.



(Continued from previous page)

older website is the direct contact information for most board members is missing. Instead, there is a "Contact Us" page on the website that will be discussed separately.

Events: This is the page that will feature information on the upcoming GSD events. The page will include photos and descriptions of clinics, layout tours, and special venues. The page also includes a countdown to the event and a map of the venue location.

Newsletter: Here you find every issue of the *Whistle Post* that the GSD has in its archive. The issues are divided by years and include a photo of the cover. Just click on the photo of any issue to open and download it.

Achievement Program: This page summarizes the NMRA Achievement Program, with a link to learn more about it on the NMRA website. The page also lists all of the recipients who have earned certificates in the program. Information for the A. Paul Mallery Award is also listed on this page. And, if you wish to see what projects certificate earners have worked on, there is a gallery of photos.

Gallery: Speaking of a gallery of photos, this page contains several from past in-person GSD events. This page will change as in-person events occur.

Governance: If you are interested in the GSD Constitution, Bylaws, and meeting minutes, this is the page where you will find them. Just click on any of the documents listed to read them.

Links: This page only has links to NMRA and Northeastern Region (NER) websites and conventions.

Clubs: There are quite a few clubs within the GSD's borders and they are all listed on this page, with links to their websites or Facebook page.

Contact Us: Since the website no longer lists the email addresses of each member of the board, anyone that wishes to contact the board should go to this page, complete the form, and send it. Board members are monitoring the GSD email account and will respond.

Footer: The bottom of every page contains a link to the GSD's Facebook page and Twitter page.

And that is it! We hope you visit the new website frequently! **WP**

CLUB CAR NOTICE

SEND IN YOUR SHOW INFORMATION OR A PHOTO
AND WE'LL RUN IT IN THE WHISTLE POST

PACIFIC SOUTHERN RAILROAD

Come to our 42nd Fund Raiser for
Rocky Hill Community Services



FAMILY FRIENDLY TRAIN SHOW;
LARGE MUSEUM QUALITY
MINATURE WORLD

A MUST-SEE EXPERIENCE ...

4,000 square foot layout with trains, buildings,
bridges, cars, mountains, rivers, passengers, and a circus train!

One Weekend Only!

DATES: Saturday, Oct 23 and Sunday, Oct 24, 2021

SHOW TIMES: 10 AM, 11 AM, 12 Noon, 2 PM, 3 PM, 4 PM

Plan to arrive 20-30 minutes early to allow for parking & ticketing

No reservations required, 45-minute show

First come, first to enter

Pay at the door

ATTENDANCE LIMIT: 60 Individuals per show

ADMISSION: DONATION \$10.00 PER VISITOR / 5 and under free

All donations go to RH Fire Co and RH First Aid and Rescue Squad

Event Location:

26 Washington St, Rocky Hill, NJ
860-633-2052 (No Text messaging)

For Show Information go to ...

<https://rockyhilltrains.org>

Find us on Facebook at ...

[Pacific Southern Railroad | Facebook](#)

or at

www.pacificsouthern.org



AP CORNER

by Chuck Diljak, MMR

Going 0-125 in...

...the Achievement Program.

It is often a misunderstood aspect of the Achievement Program where most people think that a model enters the room with 125 points and evaluators deduct points for various reasons to come to a final score.

In reality, models enter the room with 0 points and evaluators look for various reasons to award points.

One of these approaches to evaluating produces a negative experience for the modeler and the other produces a positive experience. Which experience do you prefer? Likely the latter. And that is the way it is supposed to work.

Evaluators are looking for all the great things you have done to produce your model and award the maximum points for those efforts. They will also help you with suggestions to bring your model to the merit level, if it did not achieve it. The evaluators have likely been in the same position as you and want to see you succeed in the program, sharing what they learned to build merit level models.

Learning is what the Achievement Program is all about, one positive point at a time.

AP Activity

In the last issue of the Whistle Post, I reported that Jim Homoki, Mark Moritz, and I met to evaluate cars that Mark and I built for the Achievement Program. Since that issue, the merit award for Mark's narrow gauge passenger car was received and presented to him. This car was also the final car Mark needed to complete the requirements for the Cars category of the Achievement Program. The certificate for Cars was also presented to Mark at the same time as the merit award. Congratulations Mark!

If you have completed work for the Achievement Program and are ready to have it evaluated, please reach out to me. [WP](#)

Right Above: Mark Moritz (l) receiving a merit award from Chuck Diljak for his narrow gauge combine, and Right Below: and his Achievement Program Cars certificate.



Strike When the Iron's Hot

By Steve Ascolese, AP Chair

In the olden days, that phrase eluded to the blacksmith who had to keep his iron in the furnace before he could shape the piece by striking it with his hammer on an anvil. The more contemporary meaning is to take advantage of opportunities when they present themselves.

After the last of my three children vacated our house, I was able to begin building a model railroad in a 8 by 9 foot bedroom. I designed it to use every inch. I put in lighting, and a lighting valence, photo backdrop, and I built very sturdy bench work. I began laying track and wiring everything.

Being the AP chair for our division, I was aware that a good place to start on the achievement program was to work towards the Golden Spike award. It didn't take long to do that. I invited some members to see the layout, and one of them signed off the paperwork and I received that certificate in the Spring of 2020. Looking at the layout, and the work that I had done, I realized that with a few additions and a little more work, I would be eligible for the electrical certificate as well as the scenery certificate. But, I procrastinated.

Suddenly my life changed. I had a health crisis that kept me hospitalized for three months. Upon coming home, we realized our house was not equipped for my needs and we had to move. I still could have finished loose ends, finished the paperwork and called in the judges but I didn't do any of that. When we bought a house that would help me recover, we had only a few weeks to move. We salvaged what we could, but most of the layout could not be moved and put in place. To get my layout to where I was then, I will have to open many boxes and inventory what was packed. Then I will have to start a new layout in a new space.

If you have completed your work and are procrastinating on the paperwork, or if you can't get around to notifying the division, or you are waiting for a good time to do it-----think of my story. WP


GARDEN STATE MODEL RAILWAY CLUB, INC.

575 High Mountain Road • North Haledon, New Jersey 07508 • Info@GSMRRClub.org

63rd Annual

Model Railroad Show

Fun for the whole Family! Thomas & Special Trains for Children! Refreshments!



Operating Time Table No. 2021

November 26th, 27th and 28th

December 4th, 5th, 11th and 12th.

Friday, Saturday and Sunday

Afternoons from 1-5 P.M.

Adults \$8, Children under 10 FREE with Adult

Intermodal, Mixed Freight, Coal, & Passenger Trains, both Steam and Diesel!



Driving Directions, Local Railroad History, and much more online at:

WWW.MODELRAILROADSHOW.COM

TOOLS AND TIPS: HIP TO BE SQUARE

ARTICLE AND PHOTOS BY JIM WALSH

From the eighties, many of us can remember Huey Lewis and the News singing “Hip to Be Square”. For model railroaders being square is good thing for building our models as well as our benchwork. When the parts go together properly, the completed structure looks better. In model building, few things are more disturbing than attempting to join two subassemblies that will not align. One frequent cause is that one or more of the subassemblies are misaligned and often it is related to corners that are not square. To avoid that situation, it is always a good idea to do what you can to make corners that are square.

Fortunately, we have tools to help us make things square. The first square that I owned was a combination square that is a versatile tool for carpentry projects. It is still very useful for building layouts especially the benchwork. Other squares that I collected and use for benchwork include a utility square, speed square and a pair of large 8-inch assembly squares. Of those tools, only the utility square is also used for building models. It is very helpful for making square cuts from sheet materials. Other squares that I use for model building are a 4-inch engineer square and a 4-inch plastic assembly square.




Above: My first square was a combination square. It makes square lines, general measurements and lines parallel to an edge. It helps in layout construction. I received this one recently, it belonged to my father.

Right: These squares work well for layout construction. On the left is a speed square and on the right is a utility square. In between them is an 8-inch assembly square.

There are other devices that I use when building models to keep things square. A pair of 1-2-3 blocks is great for aligning a building as it is assembled. They are steel blocks 1 inch by 2 inches by 3 inches and mine have holes through each side. The blocks are used for aligning parts and are great weights for some glue operations. I have used the holes to align 2 blocks together for a 6-inch length. I use this when sanding walls to get the bottom square. A more recent acquisition from Micro-Mark is the Magnetic Gluing Jig. It is a 10-1/4 inch square steel tray with perpendicular sides and set of magnets for securing the work in position. This is a great device and I use it for all my assemblies to make things square when applying glue.


If you don't have a square and you have access to LEGO bricks, you can fabricate a type of square using the bricks assembled to the needed shape. I built one from LEGO bricks that my sons left behind when they moved.

Remember that when your model construction requires square corners and proper alignment, there are squares and other devices to help assemble the parts correctly. WP



(continued on the following page)

(continued from the previous page)




Left: Here are tools that help in model construction. On the left is an engineer scale and on the right is a utility square. In the front center is a 4-inch assembly square and above it is a pair of 1-2-3 blocks.

Right: Here is a sanding guide to make flat edges on walls of buildings. Using two 1-2-3 blocks makes a longer guide for the sanding operation. Holes in the blocks are used to align and join the blocks with a long bolt or threaded rod passing through the holes. The longer assembly is needed for sanding most walls.




(continued from the previous page)



Above: This Magnetic Gluing Jig from Micro-Mark is very handy for applying glue while keeping parts straight and square. The photo on the left shows the tray and the magnets and the photo on the right is a close-up of an assembly held in place with the magnets.

Right: When my sons moved out, they left some LEGO bricks behind. I assembled some of the pieces into the form of a square as seen in the photo. If you have no other squares, this LEGO version could do the job.



Directions

From the west or northwest:

•Route 31 or Route 202 to Flemington

From the north or east:

•Route 287 or Route 22 to Route 202 South

MAP FOR THE FALL EVENT

NORTHLANDZ

495 US ROUTE 202 SOUTH

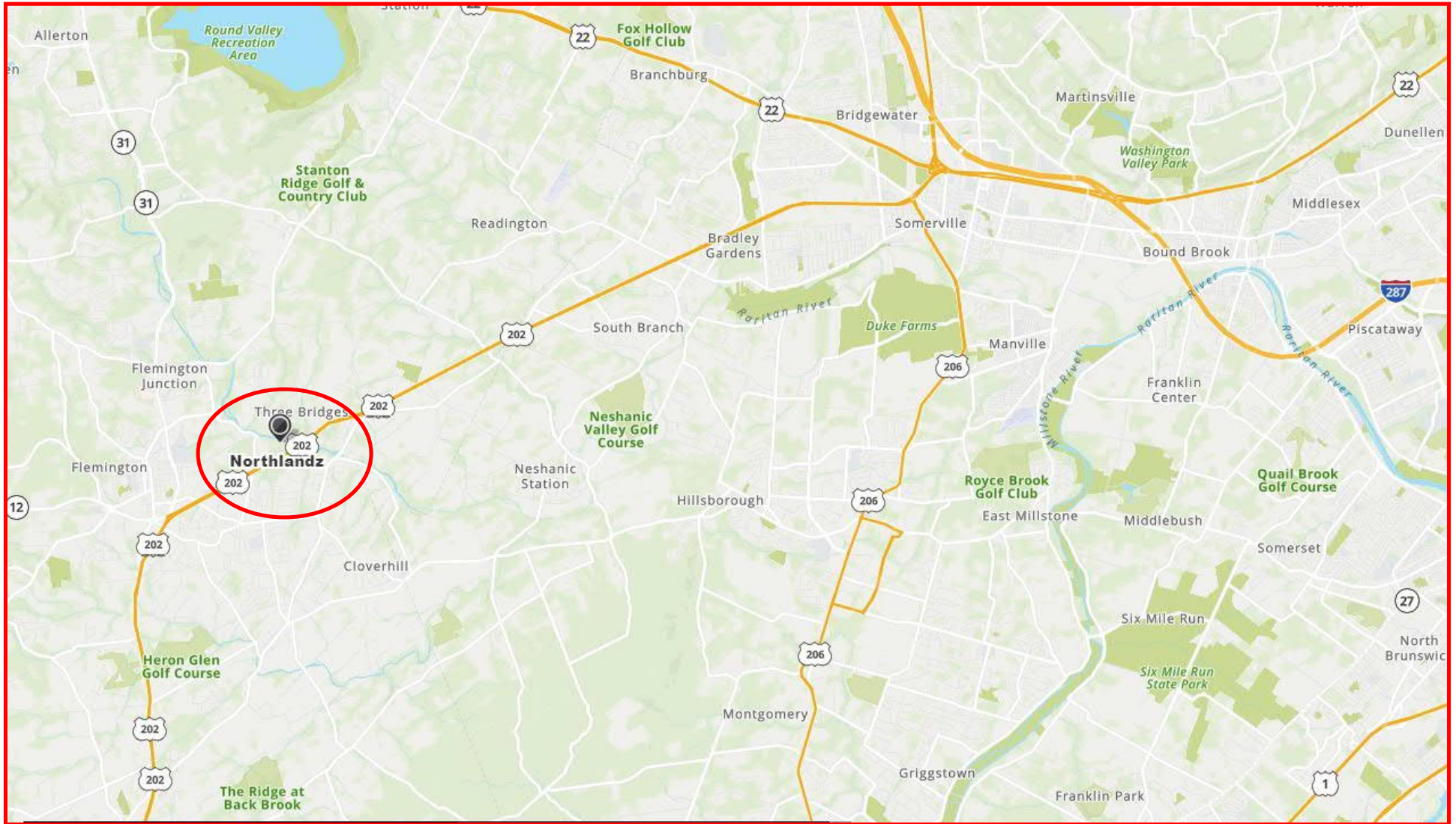
FLEMINGTON, NJ 08822

AT THE INTERSECTION ROUTE 202 AND RIVER ROAD

SATURDAY, OCTOBER 30

DOORS OPEN AT 9:00

EVENT STARTS AT 9:30



NEXT DIVISION EVENT

WE WILL BE MEETING IN
PERSON AGAIN FOR THE FALL
MEET!

TIME:
9:30 AM TO 12:00 PM

DATE:
SATURDAY, OCTOBER 30,
2021

LOCATION:
NORTHLANDZ
SEE THE MAP ON PAGE 12

COST:
\$5 DONATION WHICH
INCLUDES REFRESHMENTS

WEBSITE FOR MEETS:
SEE PAGE 3
[HTTPS://WWW.NERGSD.COM/](https://www.nergsd.com/)

AGENDA:
INTRODUCTION
TWO CLINICS
BRING 'N BRAG
DOOR PRIZES
NORTHLANDZ WILL BE OPEN
WITH A SIGNIFICANT DISCOUNT
FOR ATTENDEES

An NMRA partnership with Northlandz is coming!

You may have heard that there is a new owner of Northlandz, located on Route 202 South in Flemington. Promising changes are in the works! NMRA Marketing Consultant Christina Zambri has been discussing a partnership with Northlandz that should prove very beneficial to both parties, with great opportunities for the GSD. See it for yourself at the next GSD event on October 30.



CLUB CAR

Garden State Model Railway Club
575 High Mountain Road, North Haledon, NJ 07508 www.gsmrrclub.org

The Model Railroad Club
295 Jefferson Avenue, Union, NJ 07083 <http://tmrci.org>

New York Society of Model Engineers
341 Hoboken Road, Carlstadt, NJ 07072 www.modelengineers.org

Pacific Southern Railway Club
26 Washington Street, Rocky Hill, NJ 08553 www.pacificsouthern.org

Ramapo Valley Railroad Club, Allendale Community for Senior Living,
85 Harrenton Road, Allendale, NJ www.ramapovalleyrailroad.com

Bound Brook Presbyterian Railroad Club (BBPRR), Bound Brook Cemetery Office Building
500 Mountain Avenue, Bound Brook, NJ 08805 billandmartha3@verizon.net

Staten Island Society of Model Railroaders, Train Club Room, 3rd Floor, Staff House, Seaview
Hospital, 460 Brielle Avenue, Staten Island, NY <http://sismrinc.tripod.com/index.html>

AT THE THROTTLE

President
Mark Moritz
mwmoritz@optonline.net

Immediate Past President
Chuck Diljak, MMR

Vice President and WP Editor
Jim Homoki

Treasurer and NER President
Bob Dennis
president@nernmra.org

Secretary and Clinic Chairman
Jim Walsh

Director, Public Relations, and
Membership Chair
Andrew Brusgard
ajb1102@comcast.net

Director, Division AP Chairman
Steve Ascolese

Director
Tom Casey

Director
Ciro Compagno
richmondharbor@gmail.com

Director
Paul Harbord
pwharbord@gmail.com

Director
JP Mikesh
jpmikesh@yahoo.com

Any of the above officials may
be contacted by email using
gdsdtrains@yahoo.com

ABOUT THE WHISTLE POST

Editor

Jim Homoki
gsdtrains@yahoo.com

Mailing Address

P.O. Box 43
Flagtown, NJ 08821

Division Photographer

Jim Walsh

Deadlines for submissions to the Whistle Post are four weeks prior to the next Division event, as announced in the prior Whistle Post.

COPYRIGHT:

© 2021 GARDEN STATE DIVISION
ALL RIGHTS RESERVED.
DISTRIBUTION OF THIS NEWSLETTER IS ENCOURAGED, BUT IT MAY NOT BE REPUBLISHED IN PART OR IN WHOLE WITHOUT WRITTEN PERMISSION FROM THE EDITOR.



March 21-24

For more information, visit
NERx.org

NMRA Virtual Convention presentations can be found on the NMRA Facebook page or the NMRA home page.


virtual model railroad convention

Hobby Tools, Model Trains,
Accessories and Model
Building Supplies

**FREE
CATALOG!**

Micro-Mark Request your **FREE catalog*** at
Berkeley Heights, New Jersey 07922 www.MicroMarkTrains.com
*Enter/mention ad code GSD or call 1-800-225-1066

The Model Railroad Shop

290 Vail Avenue, Piscataway NJ 08854
Phone: 732-968-5696
Fax: 732-968-3314

Continuously operated since 1933

Daily 10AM - 6PM
Wed and Fri 10AM - 9PM
Sun Closed

www.themodelrailroadshop.com

Meeting Reports, past articles, and complete issues of the Whistle Post can be found on the GSD website www.nergsgd.com

The GSD now has a Twitter account and a Facebook page
Follow the GSD at
"GSD of the NMRA@GardenStateDiv"