



The

WHISTLE POST

The Official Publication of the Garden State Division of the NMRA Northeastern Region



Annual Joint Event with the NJ Division returns on May 7



Springfield, Timonium, and the Spring Joint Meet

In the Winter Whistle Post, I wrote about the West Springfield Show. It came off unexpectedly light due to weather on the first day. Saturday saw snow and biting cold with wind which kept many people home, and many vendors didn't show, so attendance was light that day. But Sunday the weather was much better, so attendance was very good. Thousands came. The Northeast Region (NER) booth was manned the whole time both days, and we spoke to a great many attendees, signing up a fair number as new NMRA members. Overall, the show was exciting, and I saw many friends, making it well worthwhile.

This past weekend (April 2nd and 3rd) was the Timonium show, otherwise known as the Great Scale Model Train Show. In Timonium, Maryland, it attracts attendees from more southern locations than does Springfield. It also is quite large, and is an equal distance from our area of New Jersey as Springfield, about a three hour drive, so I don't know why more of us don't go to it. It occupies three very large rooms of a building of the state fairgrounds, and there are hundreds of booths and vendors. One of my friends likes to drive his big pickup down there, so we leave before dawn, drive down, spend four or five hours at the show, then drive back, stopping for dinner along the way, and doing the whole trip in one day. We all find treasures at the show for reasonable prices.

On May 7, the Garden State and New Jersey Divisions will have our annual Joint Meeting at Camp Evans, 2201 Marconi Road, Wall Township. There will be two clinics, one from each division, as well as layout tours. While it is a longer drive to get down to the site than for a meet in the GSD territory, these meetings are always worthwhile and I encourage all of us to attend. The layouts are outstanding, and because they are in the southern part of the state, we don't often get to see them. I look forward to seeing you there.**WP**



Welcome, New Members

The GSD recently picked up a good number of new members, and I'd like to welcome them here, in no particular order:

Joseph Zimmerman
Charles Sontag
Ralph Russo
Rodger Post
Craig Harrison
Robert Forfa
Douglas Chadwick
Anthony Bonelli
Kevin Quinn

Arthur Anderson
Russell Gehrum
Henry Lubinski
Thomas Nolan
Frank Ottensman
Ryan Werner
Felix Wisniewski
Stephan Zydon

The NMRA has recently taken several steps to modernize and revitalize, including offering a digital version of the NMRA magazine with the printed copy being an extra cost option, and a revamping of the website, www.NMRA.org. There is also the manufacturer discount program that is continuing to grow. However, many members find the activities offered at the local/Divisional (that's us, the GSD), Regional, and National level to be one of the main benefits, where meeting like minded people, visiting layouts, and learning about different aspects of the hobby is the primary benefit.

As with most organizations, the "people" end of the benefits is something that can't be bought or downloaded. The group of us running the GSD try to facilitate the social aspect through meets, layout open houses, and occasionally other activities, but it is still up to the individual member to go out and join these outings. If you have not yet attended as a guest I hope you'll give these events a try. We'll do our best to welcome you, and maybe you'll meet some people you already know. The upcoming joint meet with the New Jersey Division is the largest of the year and would be a great place to start.**WP**

Upcoming Events

NMRAx An Online Event, April 23, 2022

Lehigh and Keystone Valley Model RR Museum Sidewalk Sale and Open House
Sunday April 24, 70 Linden Street, Bethlehem, PA
<https://lkvmodelrailroad.com/open-houses>

GSD Spring Event Saturday, May 7 2022, A joint meeting with the New Jersey Division at Camp Evans, 2201 Marconi Road, Wall Township, NJ.
<https://www.njdivnmra.org/>

NE RPM Meet June 10-11 at the La Quinta Hotel in Springfield, MA. Registration and information can be found at <https://www.nerpm.org.>

Hindsight 20/20 An online day of prototype clinics held via Zoom approximately every two months. <http://speedwitchmedia.com/>

GSD Summer Event July 16, 9 AM-12 PM at The Model Railroad Club, Route 22, Union, NJ. Operating session follows the meet.

NMRA 2022 National Convention Gateway 2022 St. Louis, MO August 7-13

NER 2022 Convention Windsor, CT September 15-18 Registration Now Open!
<https://ner-conventions.org/index.php/connecticut-yankee>

GSD Fall Event Saturday October 8, 9 AM-12 PM at the Firehouse in Hope, NJ.

MER 2022 Convention Carolina Special, Charlotte, NC www.CarolinaSouthern.org

NER COUPLER

If you are not getting notifications of new issues of the NER Coupler, sign up on the NER website <https://nernmra.org/> Full color print editions as well as a PDF edition are available.

NER CONVENTION
Windsor, CT
September 15-18, 2022

In this Issue

THE CAB AND THE CABOOSE 2

UPCOMING EVENTS 3

GSD/NJD JOINT EVENT MAY 7 4

WINTER EVENT PHOTOS 5

WINTER CLUB UPDATE 6

AP CORNER 7

TOOLS AND TIPS 8

MAP TO THE MEET 10

CLUBS AND BOARD MEMBERS 11

WP INFO 12

On the Cover

"Busy Day in the Atlanta RR Yards" is the name of our cover photo this month, taken by Thom Radice on his fine Civil War era layout. A visit to Thom's layout is a historical step back in time, with his layout being one of four open following our joint meeting with the NJD. For more on Thom's layout, see the October 2020 issue of Model Railroader.

GSD website
www.nergds.com



Previous virtual events held by the NER can be found on the [NMRA's YouTube channel](#). Just look for "NERx" in the video titles.



GSD/NJD Joint Event to be held on May 7

Following two years of postponements the GSD will again visit the NJD for a joint event at the Info Age Science and History Museum on Camp Evans in Wall Twp., NJ, on May 7.

There will be a brief GSD annual business meeting, followed by two clinics, door prizes, and four layouts open for self guided tours in the afternoon. This location is great for a joint meeting with plenty of space and interesting exhibits. Also, the Garden State Central Model RR Club is located in an adjacent building.

The GSD contribution to the clinics will be by **Ciro Compagno** on designing a layout with CADRAIL. Changes to the available space for **Ciro's** layout, Richmond Harbor, required a redesign to his model railroad. Considering his "givens and druthers" and his focus on operation, he turned to CADRAIL to accomplish the task. In this clinic **Ciro** will share his experience in using CADRAIL 10.3, a CAD program for model railroading. Developing his idea into a meaningful CAD design, he will pull it all together for a bedroom size layout. Once a design is complete, the proof of concept (and fun) will be running trains in 3D. **Ciro** will also explain the many benefits including adding signature industries, sidings, power districts, signal locations, benchwork construction and more.

The second clinic will be by **Herb Gishlick** on creating backdrops for your layout using a combination of photographs and acrylic paints. **Herb** uses photos and paints to make dramatic backdrops. 4" x 6" photos are produced at the photo kiosk of your neighborhood drug store. He calls this technique "blended backdrops" because the photos become part of a collage helping to integrate the scene into the layout scenery. Part of the process includes making some of the photos serve as 3-dimensional elements in the scene.

Besides the layout of **Thom Radice**, shown on the cover, there are three more layouts scheduled to be open in the afternoon. Addresses will be provided at the meet.

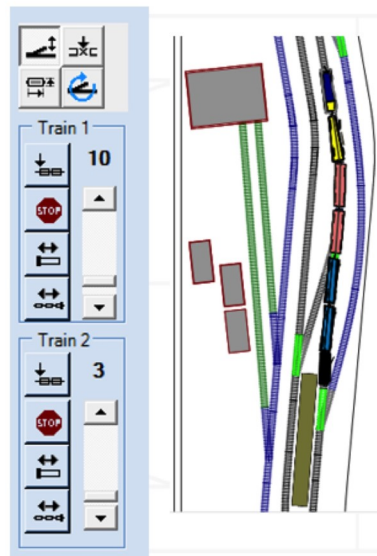
As always, if you have a topic you would consider presenting, please contact Clinic Chairman **Jim Walsh** or any of the Officers and Directors.**WP**

TRY IT BEFORE YOU BUILD IT

Using CADRAIL, You Can

- Design the layout
- Plan the construction
- Even operate the trains

Before building anything



PHOTOS FROM THE WINTER EVENT

PHOTOS BY JIM WALSH

The Winter Event featured a Make 'n' Take clinic by Bob Dennis using the ITLA HO Intro Brick Building kit. There were also a few awards handed out, as described in the photos on this page.[WP](#)



Left: Mark Moritz received his Association Volunteer Certificate from Bob Dennis.



Above: Andy Brusgard (right) accepts the Paul Mallory Award on behalf of Chuck Dilljak. Bob Dennis is holding the trophy while Mark Moritz, center, makes the announcement.

Below: An overall view of the lodge hall with members working on their kits.



WINTER EVENT UPDATE ON THE GARDEN STATE MODEL RAILWAY CLUB

PHOTOS BY JIM WALSH

Following the morning meeting for the Winter Meet, members were able to visit the Garden State Model Railway Club in North Haloden, NJ, as well as the NY Society of Model Engineers in Carlstadt, NJ.

The Garden State Club has been expanding into an adjacent space, as can be seen in a few of the progress photos on this page. The club website is www.gsmrrclub.org.

The GSD appreciates both clubs opening up for the membership.WP

Right: An engine terminal scene on the existing layout.



Below Left and Right: Construction views of multi-deck construction and a helix on new layout.



The Chief Dispatcher Certificate

AP Corner By Mark Moritz

Among the various certificates available to be awarded for achievement there is actually one which recognizes running and operating trains: the Chief Dispatcher Certificate. Most of us in the hobby are in it because, at some time, we enjoyed, or still enjoy, running the trains we purchase or build, along track that we build, perhaps through scenery that we build too. But the key thing is the movement of the trains.

The Chief Dispatcher Certificate is about operations, that is, the running of trains in a prototypical manner. This involves taking on a role at an operating session on a model railroad where participants perform jobs comparable to those on a prototype railroad in order to run the model railroad like a prototype. Such roles include engineer, hosteler (preparing the engines for the road), tower man, dispatcher, and yardmaster. To earn the Certificate, one must accumulate 60 hours performing these jobs, at least 10 hours of which must be as dispatcher. That means the candidate needs to begin a regular attendance at operating sessions, not necessarily at the same model railroad, although that would be alright, to accumulate the hours needed. And there lies the fun, because running trains while interacting with other model railroaders is a highly social activity. It is a good way to meet and get to know other model railroaders of like interests.

There is even a special group within the NMRA for operations, the Operations Special Interest Group (OPSIG), which has its own newsletter and membership activities. There are operations weekends in some regions, some of which are known as "Ops 'til You Drop", where, starting on a Friday night, participants congregate at a home layout and operate, then resume on Saturday morning, go to another site Saturday afternoon, another that evening, and again on Sunday.

Back to the Certificate: In addition to the operating requirements, which must be documented on a list, and signed by the layout owner(s) at which the operating is done, the candidate must demonstrate that he understands the elements of dispatching by creating a string diagram of a layout schedule, and writing out a corresponding timetable for the layout. It is also necessary to demonstrate a system of tracking cars on the railroad.

I am presently working on this Certificate and have finished the operating portion. I am in the process of writing out the diagram and the timetable, and hope to be finished soon. It is not a trivial exercise but not difficult either. My existing car cards and waybills will finish the job.

Since running trains is what got many of us into this hobby in the first place, operations are a natural for all of us to enjoy the hobby in its maturity. I think many of us would find more satisfaction if we were to try it and the Chief Dispatcher Certificate is fun to earn, and certainly within our reach. **WP**

ITLA and the GSD

ITLA announced that their Intro Brick Building kit is now available in O Scale. It can be built either as a small building or a flat and is a great entry in wooden craftsman kits.

If you are interested in this kit, contact Bob Dennis (bob.dennis.nyc@gmail.com) to receive a generous one time preproduction price of \$65.00 for the kit, which will be available to be picked up at the Fall Meet if ordered by June 15th. **WP**

Notice of Elections

In accordance with the Bylaws, all Officer positions and three Director positions are up for election in 2022. Officer positions are one year terms, while Director are two year terms. To run for an Officer position, the member must be in good standing and have served two years (one term) as a Director. Any member in good standing may run for a Director position.

In this cycle, all Officers and Directors with expired terms are running for election unopposed. The Directors running are Andy Brusgard, Tom Casey, and Steve Ascloese. They will be installed during the business meeting at the Spring Event to be held in May.

Meting Minutes of the 2021 Annual Meeting are posted on the GSD website. They are on the Agenda of the Business Meeting for comments and approval.

TOOLS AND TIPS: SIZE MATTERS



ARTICLE AND PHOTOS BY JIM WALSH

Throughout this hobby, we are often involved with dimensions and measurements. The most obvious consideration of dimensions applies to scratch building both structures and rolling stock. If you are using prototype drawings, you use a scale ruler in making the parts of the model. Even if you start with a drawing printed to your scale, it still helps to check dimensions with the scale ruler. It is an important tool for every model railroader and sometimes you can get one for free. At a recent train show the I noticed that the back side of a tool vendor's business card had short (around 3 actual inches) scale rulers for N, HO and O scales. The Garden State Division had bookmarks printed with information on the back that included markings for 10 scale feet in O, S, HO, N and Z scales. You can also download and print a scale ruler from the Internet but I prefer a steel one. Besides measuring, it can be used as a guide for drawing lines or making cuts. If you don't have a scale ruler available, you can convert the dimensions to or from actual size and use a regular ruler. If math is not your thing, you can use an online converter or download an app for that.

For some measurements, you may not be able to use a scale ruler because you need to use a special measuring tool like a caliper that provides actual dimensions. Although I once saw an analog caliper that had markings for HO scale, most calipers, especially digital ones measure the actual dimension. Before getting a caliper, I had my father's micrometer to make precise measurements of small items. However, the digital caliper that I now have can provide the measurement in inches (decimal or fraction) or millimeters. Just like the micrometer, it measures the outside dimension but the other side of the jaws can measure an inside dimension. In addition, the other end has a rod that can measure depth.



Above: The digital caliper at the bottom of the photo can be used for precise outside, inside or depth measurements of objects. Before the caliper, I made precise measurements with the micrometer shown in the upper right. The small brass caliper in the upper left is used for quick and less precise measurements.




Above: In general, steel rulers are useful but one with scale markings is great for model railroading. The photo on the left shows two – one for inches or millimeters and the other for model railroad scales. The photo on the right shows the rear of a tool vendor's business card with scale marking printed on it.

Many times when I am doing a modeling project or a home improvement project, I use a hole template that has holes that range from 1/16 inch to a half inch in 1/64 inch increments. Since these holes have limited application for model work, I modified a template by adding holes for drills #41 through #80. I even added some small tapped holes for 2-56 and 1-72 machine screws. This tool was very useful in determining the hole size needed to hold a part. This was particularly helpful for some freight car kits where paint clogged the original holes and they needed to be cleared to install the parts.

(continued on the following page)

(continued from the previous page)



Above: Here is a tool that I have used for model projects as well as for home improvement. It came with holes from 1/2 inch down to 1/16 inch. For more model project use, I added holes for drills sized from #41 down to #80. I also added tapped holes for 1-72 and 2-56 sized threads.

Of course for building our layouts we are constantly reaching for our tape measure and many of us have more than one nearby the layout. As the expression goes: "measure twice and cut once" and we are doing plenty of measuring while constructing benchwork and determining track location. Make sure that you get a good and durable tape measure because it will be pulled out and retracted many, many times during layout construction. Even when first approaching a layout space, the tape measure is opened and closed as you measure and measure all while your mind is racing with plans and visions of a future model railroad. It's a beautiful thing.

When it comes to the laying in the track, we need to start drawing the lines for the track location. For drawing the curves we may be able to use a beam compass for a smaller size like N scale but for larger scales we outgrow commercial tools and need to custom build a tool to draw the curves. I have used a wooden yardstick with one hole for a pivot screw and another for a pencil. The two holes are separated by the radius of the curve and a yardstick can draw a curve with almost a 36 inch radius.



Above: When our model railroading has us building full-scale items like benchwork, one essential tool is a tape measure. They are very handy and more useful and rugged than the six foot folding rule that my father used when he was doing home projects. I have one of those too and I use it at times when it is nearby.

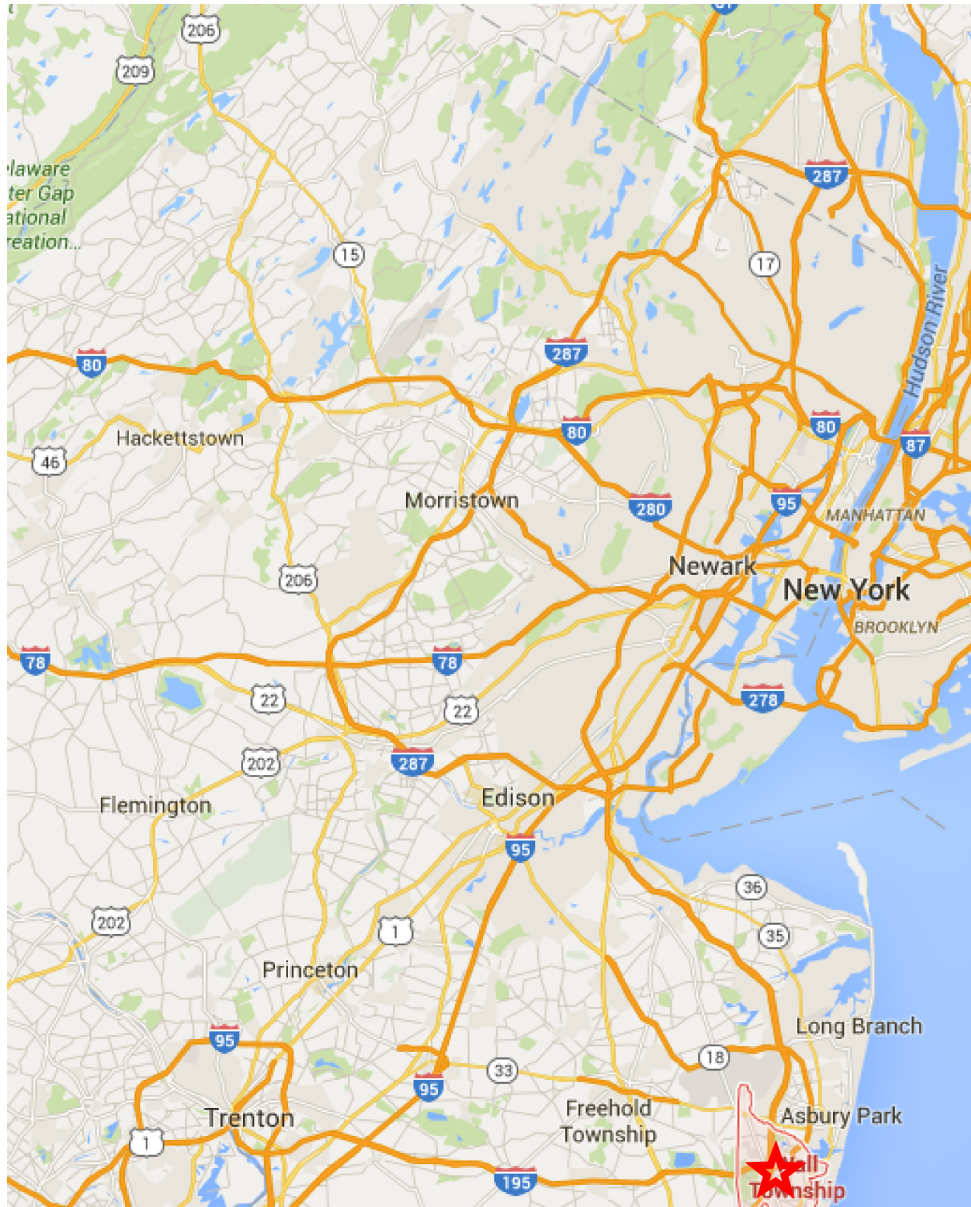
Below For drawing small circles, we can rely on a compass like the one shown in the bottom of the photo. A beam compass like the one in the top of the photo can draw a circle with a maximum radius of about 18". Larger circles require creativity like in the middle of the photo using a yardstick that pivots on a screw through one hole and draws the arc with the pencil poked through another hole. The radius is almost 36".




These are some of the tools that are needed for measuring when building models and full size projects. As model railroaders we are involved in that full spectrum of activity and need that variety of measuring tools.WP

MAP FOR THE SPRING EVENT

Camp Evans/InfoAge Museum
2201 Marconi Road
Wall, NJ 07719



From the north, taking the Garden State Parkway or Route 18 south will be best way to get to the event. [HTTP://INFOAGE.ORG/](http://infoage.org/)



NEXT DIVISION EVENT

WE SKIPPED THE LAST TWO YEARS BUT WILL AGAIN BE HOLDING A JOINT MEET WITH THE NJ DIVISION!

TIME:
9:00 AM TO 12:00 PM
DOORS OPEN AT 8:30 AM

DATE:
SATURDAY, MAY 7, 2022

LOCATION:
CAMP EVANS/
INFO AGE MUSEUM
2201 MARCONI ROAD
WALL, NJ
SEE THE MAP ON PAGE 10

COST:
\$5 DONATION WHICH
INCLUDES REFRESHMENTS

WEBSITE FOR MEETS:
SEE PAGE 3

AGENDA:
INTRODUCTION
GSD BUSINESS MEETING
TWO CLINICS
DOOR PRIZES
LAYOUT OPEN HOUSES

An NMRA partnership with Northlandz is coming!

You may have heard that there is a new owner of Northlandz, located on Route 202 South in Flemington. Promising changes are in the works! The NMRA is now partnering with Northlandz, which should prove very beneficial to both parties.

<https://northlandz.com/>



CLUB CAR

Garden State Model Railway Club
575 High Mountain Road, North Haledon, NJ 07508 www.gsmrrclub.org

The Model Railroad Club
295 Jefferson Avenue, Union, NJ 07083 <http://www.themodelrailroadclub.org>

New York Society of Model Engineers
341 Hoboken Road, Carlstadt, NJ 07072 www.modelengineers.org

Pacific Southern Railway Club
26 Washington Street, Rocky Hill, NJ 08553 www.pacificsouthern.org

Ramapo Valley Railroad Club, Allendale Community for Senior Living,
85 Harrenton Road, Allendale, NJ www.ramapovalleyrailroad.com

Bound Brook Presbyterian Railroad Club (BBPRR), Bound Brook Cemetery Office Building
500 Mountain Avenue, Bound Brook, NJ 08805 billandmartha3@verizon.net

Staten Island Society of Model Railroaders, Train Club Room, 3rd Floor, Staff House, Seaview Hospital, 460 Brielle Avenue, Staten Island, NY <http://sismrinc.tripod.com/index.html>

AT THE THROTTLE

President
Mark Moritz
mwmoritz@optonline.net

Immediate Past President
Chuck Diljak, MMR

Vice President and WP Editor
Jim Homoki

Treasurer
Bob Dennis

Secretary and Clinic Chairman
Jim Walsh

Director, Public Relations, and
Membership Chair
Andrew Brusgard
ajb1102@comcast.net

Director, Division AP Chairman
Steve Ascolese

Director
Tom Casey

Director and
NER Southern Director
Ciro Compagno
richmondharbor@gmail.com

Director
Paul Harbord
pwharbord@gmail.com

Director
JP Mikesh
jpmikesh@yahoo.com

Any of the above officials may
be contacted by email using
gsdtrains@yahoo.com

ABOUT THE WHISTLE POST

Editor

Jim Homoki
gsdtrains@yahoo.com

Mailing Address

P.O. Box 43
Flagtown, NJ 08821

Division Photographer

Jim Walsh

Deadlines for submissions to the Whistle Post are four weeks prior to the next Division event, as announced in the prior Whistle Post.

COPYRIGHT:

© 2022 GARDEN STATE DIVISION
ALL RIGHTS RESERVED.
DISTRIBUTION OF THIS NEWSLETTER IS ENCOURAGED, BUT IT MAY NOT BE REPUBLISHED IN PART OR IN WHOLE WITHOUT WRITTEN PERMISSION FROM THE EDITOR.



nmra



virtual model railroad convention

April 23, 2022

10:00am — 2:00pm

5:00pm — 9:00pm

Eight clinics presented throughout the day

Live in the NMRA Facebook group:

<https://www.facebook.com/groups/nmrargroup/>

Watch along without a Facebook account here:

<https://www.facebook.com/NMRA.org>

Or on YouTube at:

<https://www.youtube.com/channel/UCHw-7-1FWB5zQgTM0ZVY-Yw>

Featuring clinics by three GSD members: Chuck Diljak,
Craig Bisgeier, and Scott Gothe

NMRA Virtual Convention presentations can be found on the NMRA Facebook page or the NMRA home page.

Hobby Tools, Model Trains, Accessories and Model Building Supplies



FREE CATALOG!

Micro-Mark Request your **FREE** catalog* at
Berkeley Heights, New Jersey 07922 www.MicroMarkTrains.com
*Enter/mention ad code GSD or call 1-800-225-1066

The Model Railroad Shop

290 Vail Avenue, Piscataway NJ 08854
Phone: 732-968-5696
Fax: 732-968-3314

Continuously operated since 1933

Daily 10AM - 6PM
Wed and Fri 10AM - 9PM
Sun Closed

www.themodelrailroadshop.com

Meeting Reports, past articles, and complete issues of the *Whistle Post* can be found on the GSD website www.nergsgd.com

The GSD now has a Twitter account and a [Facebook page](#)
Follow the GSD at [@GardenStateDiv](#)