

# **W** *The* **WHISTLE POST**

The Official Publication of the Garden State Division of the NMRA Northeastern Region

The next Event will be held at the Oakland Public Library in Oakland, NJ, on Saturday, February 22.





# THE CAB AND THE CABOOSE

BY PRESIDENT AND Editor Jim Homoki



## The Meet

The library at Oakland is a nice space, though a bit too small to bring any of the many boxes of estate sale items the GSD still has. The next chance to find the bargains you are looking for will be at the Jersey Central Chapter NRHS show at Mother Seton in Clark on March 3rd. We will also be at the METCA/NYSME show in April. Both of these are listed under upcoming events on Page 3. Whatever may be left after that will be brought to the joint meet with the NJ Division to be held in May.

We have several presentations in reserve for future meets, but are always looking for new people and new topics. Reach out to any GSD Officer or Director if you are interested. We only need to provide one presentation in May, as the NJ Division will be providing the other one.

## The Layout

My focus lately has been on the start of construction of my new layout. I'm pretty excited about it finally starting. There is a good amount of basement preparation to be finished but there is no reason both can't move ahead at the same time.

In order to make steady progress an evening has been set aside once a week for work sessions with friends. Arrangements like this are pretty common, and for good reasons. Besides providing an extra set of hands, it forces decisions to be made so the project keeps moving forward, some tasks can be handed off completely, and it is generally more fun working as a group. Regular updates are posted to my layout Facebook page, <https://www.facebook.com/groups/858748438658051>

## NERx

The clinics and roundtable discussions are now posted on the NERx website. Looking there after writing the previous two paragraphs, I see there is a discussion entitled "Work Crews on Your Home Layout". I don't need convincing, but if you're not sure about working as a group, you should definitely check it out.

Also listed is the GSD's own Angela Sutton leading the "Women in Model Railroading" roundtable. There will be a variety of layout tours and other presentations as well. *WP*



## NERx Virtual Convention

March 17 - 20, 2025, 6:30 PM - 10:30 PM Eastern Time

Livestreamed on Facebook and YouTube

Open to everyone at no cost

Convention website: <https://www.nerx.org/>

## Upcoming Events

**GSD Winter Event** Saturday, February 22 at the Oakland Public Library in Oakland. The snow date is Saturday March 1. Note the opening time is 9:30 AM. Details in this issue.

**Jersey Central Railway Historical Society Mother Seton Train Show** Sunday March 2, Mother Seton High Scholl, Clark, NJ, GSP Exit 135 9:00-3:30.  
<https://jcrhs.org/rrshow.html>

**New York Society of Model Engineers Spring Model Show** March 1, 2, 8, 9, 15, 16 341 Hoboken Road, Carlstadt, NJ [modelengineers.org/shows/](http://modelengineers.org/shows/)

**Garden State Model Railway Club** Model Railroad Show March 22, 23,, 29, 30, April 5, 6 575 High Mountain Road, North Haledon, NJ [www.gsmrrclub.org](http://www.gsmrrclub.org)

**METCA & New York Society of Model Engineers All Gauge Train Show** Saturday April 12 at the St. Joseph Church School Hall, 120 Hoboken Road, East Rutherford, NJ. 9:00 AM to 2:00 PM

**New York Society of Model Engineers** Open the afternoon of the train show for attendees, April 12, 2025 For more information go to [modelengineers.org/shows/](http://modelengineers.org/shows/)

**Greenberg's Great Train and Toy Show** March 29-30, 97 Sunfield Avenue, Edison NJ <https://www.trainshow.com/>

**New Jersey Division Meet** March 2025 Switlik Park Rec Building, 5 Fischer Place, Hamilton, NJ Details TBA

**NERx Virtual Convention** March 17-20, 2025 <https://nerx.org/>

**GSD/NJD Joint Event** May 2025. Details TBA

**NERPM Northeast/New England Railroad Prototype Modelers Meet** Springfield, MA May 30-June 1 Sheraton Springfield [www.nerpm.org](http://www.nerpm.org)

**NMRA 2025 National Convention** July 14-19, Novi, MI <https://nmra2025.com/>

**MER 2025 Convention *Philly Express***, King of Prussia, PA

**NER 2025 Convention *Concord Flyer*** September 11-14, Concord, NH  
<https://convention2025.seacoastnmra.org/>

## Do You Have Your GSD Name Badge?

The GSD provides name badges to all of our members. If you don't have one, let us know at the event, or contact us at [GSDtrains@yahoo.com](mailto:GSDtrains@yahoo.com) and we will have one made for you.

## In this Issue

**THE CAB AND THE CABOOSE** 2

**UPCOMING EVENTS** 3

**GSD EVENT FEBRUARY 22** 4

**AP CORNER** 5

**WINTER EVENT SUMMARY** 6-7

**NER APPAREL** 8

**THE MORRIS PLAINS CLUB** 9-10

**TOOLS AND TIPS** 11-13

**MAP TO THE MEET** 14

**GSD INFO** 15-16

## On the Cover

The Doodlebug shown is a heavy kitbash of two Bachmann units inspired by Pennsy 4666. Model, layout, and photo by Fred Dellai-aco.

**GSD website**  
[www.nergsd.com](http://www.nergsd.com)

**Visit the GSD Facebook Page:**  
<https://www.facebook.com/nmragd/>



Virtual events held by the NER can be found on the [NMRA's YouTube channel](#). Just look for "NERx" in the video titles.



## A Return to the Oakland Library on February 22

The GSD Winter event returns to the Oakland Public Library in Oakland, NJ, on February 22. Note that the **doors open at 9:30** with the event starting at 10:00. There will be two clinics, door prizes, and a Bring 'n' Brag segment. There will also be light refreshments as we usually have. Layouts open following the event will be Fred Dellaiacono's freelanced railroad, which we have not seen in several years, and the Garden State Model Railroad Club in North Haledon. A map will be available at the event.

New GSD Director Robert McQueen will be presenting ***Estate Planning for Model Railroaders and Collectors***.

As model railroaders, we spend years building layouts and collecting models and equipment. Alternatively, you may spend years putting together a collection of model trains. Either way, you end up with an accumulation of stuff and you can't take it with when you leave this world. No matter what your survivors think of your hobby or the items that you acquired, they will be left to deal with it all.

In this clinic, Robert will discuss assessing and planning to determine the disposition of your collection. He will share his observations and experience in going through this process for himself.

**Right: This is a scene on Fred Dellaiacono's layout, which will be open the afternoon of February 22nd. Fred's layout features over 20 scratch built structures and several heavily kitbashed buildings.**

The second presentation will be by Doug Chadwick. Entitled ***My Journey to Chief Dispatcher***, Doug will discuss his journey to earning the Chief Dispatcher Achievement Program certificate and the challenges of creating an operating session from scratch, and documenting everything electronically. He will also relate his experiences with railroading and model railroading and the rewards of seeing his creation come to life.

Handouts of his version of the various forms required for this certificate will be available. He will also display the items he had to build in order to support his theoretical operating session. **WP**



# More on the Golden Spike Certificate

AP Corner By Tom Wortmann

I want like to continue to talk about the 'Golden Spike' certificate, something I would like every member to have. Our records show that only thirteen GSD members have a Golden Spike certificate, and I am starting wonder if misinformation is to blame. I've seen a lot of misinformation about a lot of things within the NMRA. If you have a question and you don't know the answer, ask someone who might know or can get the right answer for you.

You do not have to build a layout to earn a Golden Spike, you do not need to build a bunch of models or even know the right people. You can earn it at your layout, your module, or your clubs layout. You can even do the work on another person's train layout.

And your work does not even need to be judged. Once done, any NMRA member in good standing can sign off on it. Then send it to me, email, snail mail or hand it to me at a meet.

As I said in the last issue of the WP, everyone in the hobby should try to earn a Golden Spike Award because it shows everyone, and more importantly, you, that you have a set of skills. Having one certificate on your wall, be it in the train room or wherever, becomes something you can be proud of. You may not think so but it is to anyone who is in the hobby and especially to those who do not have one.

The requirements are very easy; do some wiring, do some scenery, and run some trains. 90% of you are doing it now so why not apply? Again, no judging required. Think about it, really, think about it.

I was honored to present three certificates to the members below at our last division meet. From **left to right: Tony Koester—Prototype Modeler; Ciro Compagno—Regional Official; Bobby Schmidt—Golden Spike.**

Remember, if you have the will, you have the skill.[WP](#)






# GOOD TIME AT THE 4-H CENTER

ARTICLE AND PHOTOS BY JIM WALSH

For our fall event, the Garden State Division (GSD) returned to the Somerset County Ted Blum 4-H Center in Bridgewater, New Jersey. It has been some time since our last meet at that facility and it was good to be back. At this event we also set up several tables to sell items that were recently donated to the GSD. The tables generated lots of interest and resulted in many sales but we still have more items to sell.

Ciro Compagno and Scott Gothe presented clinics filled with useful information. In the afternoon, we had the opportunity to visit a home layout and a modular layout by the 4-H Trainmasters. Father David's layout had some really fine modeling and the UK prototype is a refreshing change from the layouts that we usually visit. Special thanks to Jan Lush who helped us secure this venue. It was certainly a good time at a great event. **WP**

**Below: Ciro Compagno gave us an interesting presentation showing how he hand laid the track on his layout.**



**Above: Scott Gothe presented a clinic on Route-Based Signaling and Interlockings. This is his third in a series of clinics on signals.**

*(continued on the following page)*

*(continued from the previous page)*



**Above: At this meet, we set up tables to sell some of a collection that was recently donated to the GSD. Many members seized the opportunity to add to their own collections. The sale will continue with additional items at the next meet in Oakland.**



**The layout photos on this page are from Father David Garretson's UK prototype model railroad, which was open in the afternoon after the meet.**







## NOTICE

The National Model Railroad Association (NMRA) [nmra.org](http://nmra.org) has recognized European Train Enthusiasts, Inc. (ETE) as a Special Interest Group (SIG).

Please consider joining the NMRA. ETE and NMRA are independent, not-for-profit organizations.

The two organizations have chosen to affiliate for the mutual benefit of their members. Neither ETE nor NMRA is responsible for either publication or action of the other

## NER Apparel is Available



Many have asked, "Where can I get an NER shirt?" Now, we have an answer.

The NER is working with Daylight Sales, an NMRA Partner, to produce apparel with the NER logo. There are four styles of shirts: Long sleeve button-down, short sleeve button down, long sleeve polo, and short sleeve polo. They are available in men's and women's sizes. All of the shirts are red with a white logo. And, if you want your name embroidered on the shirts, there is an extra nominal fee to do so.

In addition to shirts, there are two styles of aprons, in black, for your operating sessions, and a red hat.

All of the apparel comes direct from Daylight Sales to your door, at a discount.

Order yours here:

<https://www.daylightsales.net/product-category/ner-nmra-northeastern-region/>

## CLUB CAR

Garden State Model Railway Club  
575 High Mountain Road, North Haledon, NJ 07508 [www.gsmrrclub.org](http://www.gsmrrclub.org)

The Model Railroad Club  
295 Jefferson Avenue, Union, NJ 07083 <http://www.themodelrailroadclub.org>

Staten Island Society of Model Railroaders, Train Club Room, 3rd Floor,  
Staff House, Seaview Hospital, 460 Brielle Avenue, Staten Island, NY  
<http://sismrinc.tripod.com/index.html>

Sussex County Railroad Club informal meetings and modular model railroads  
[www.scrcc.com](http://www.scrcc.com)

Pacific Southern Railway Club  
26 Washington Street, Rocky Hill, NJ 08553 [www.pacificsouthern.org](http://www.pacificsouthern.org)  
Show information at [www.rockyhilltrains.org](http://www.rockyhilltrains.org)

Ramapo Valley Railroad Club, Allendale Community for Senior Living,  
85 Harrenton, Allendale, NJ [www.ramapovalleyrailroad.com](http://www.ramapovalleyrailroad.com)

New York Society of Model Engineers  
341 Hoboken Road, Carlstadt, NJ 07072 [www.modelengineers.org](http://www.modelengineers.org)

NJ Hi-Railers Train Club Paterson NJ <https://www.njhirailers.com/>

Morris Plains Model Railroad Club, Morris Plains, NJ  
<https://www.facebook.com/MorrisPlainsModelRailroadClub>



# **MORRIS PLAINS MODEL RAILROAD CLUB**

**ARTICLE BY SCOTT GOTHE**

The Morris Plains Model Railroad Club meets in the Delaware, Lackawanna & Western freight station located in the Merchant Block of Morris Plains, NJ. Designed in the Renaissance Revival style by architect Frank J. Nies, the approximately 20'x50' brick and Spanish tile roof building was built in 1915 together with the current Morris Plains passenger station and is listed together with the passenger station on the National Register of Historic Places. It retains most of its original features, such as the sliding 6-panel double freight doors, arched 4-pane paired casement windows, weighing scale, and various tack boards on the plain (uninsulated) brick walls. It is located on the original Morris and Essex Division (the Morristown Line) of the DL&W at milepost 33.0 (from Hoboken) and when in operation, serviced several local industries such as George Washington Coffee, a quarry, a lumber and coal distributor, as well as what would now be considered LCL (Less than Car Load) shipments to local businesses in the community. The long siding and switch which still exist alongside the current NJT main was also the interchange and terminus of a 2-mile-long private branch between the DL&W main line and the Greystone State Psychiatric Hospital, with the branch right of way located on what is now Grannis Avenue and Old Dover Road. Once the freight station was no longer needed by what was then the Erie Lackawanna, it was sold to the town of Morris Plains, which utilized it at various times for storage, the dispatch center for the Police Department, and a meeting place for a youth group.



**Above: Delaware, Lackawanna & Western Freight Station,  
Morris Plains, circa 1955**

*(continued on the following page)*

(continued from the previous page)

In 1993, the Morris Plains Model Railroad club was founded by Floyd LaBarre, Jr. and several of his friends, and the town gave the club the majority of the space in the historic freight station to begin construction of what were then three separate layout tables (N, HO and O, including Standard Gauge), while reserving some space for general storage. In 2000, the club was granted the whole building, and a reconfiguration of the layout(s) was begun. Given the configuration of the doors in the building, the resulting design eliminated the N scale layout, expanded the HO layout into the current J-shaped two-track main with the area between two of the freight doors dedicated to an “interactive” 3-rail O scale layout which is a big hit with young children during open houses, and which also serves to protect the original ornate beam freight scale inset into the floor below. The final track in the current HO configuration was laid and our “Golden Spike” was driven on May 10<sup>th</sup>, 2001, commemorating the anniversary of the Golden Spike in Utah on May 10<sup>th</sup>, 1869, which completed the first trans-continental railway system in the USA. Then Union Pacific chairman Dick Dickerson even sent a letter of congratulations, and the club has been fully operational ever since.

The layout is freelanced, both in prototype and era, and on any given night, based on the members’ interests, you might find classic era steam running alongside modern Tier-4 power, nights dedicated to “long trains”, “passenger only”, single roadname nights, etc. The layout operates under NCE DCC control and is always undergoing upgrades to trackwork and electrical systems with the goal of running prototypical operating sessions once some primary infrastructure projects are completed. The club is supported by the Morris Plains Recreation Department, local business and private donations, and member dues, and is open (nearly) every Friday evening to the public, weather permitting, from 7:15 until about 9:30pm.

The club hosts several open houses a year in conjunction with town functions such as the Labor Day Block Party, the Christmas Tree lighting, the Menorah Lighting, and most recently the Halloween Pumpkin Fest. We also open for a few Saturdays during the summer and fall months in conjunction with the Morris Plains Farmers Market and we are featured on layout tours for the National Model Railroad Association (NMRA) Garden State Division and Northeast Region conventions on a regular basis. The club currently has over 25 regular members, and is always looking for new ones!

For more information, please come visit, email us at [morrisplains-modelrrclub@gmail.com](mailto:morrisplains-modelrrclub@gmail.com), or scan the QR codes below to check out our Social Media sites: [WP](#)



Like us on Facebook



Follow us on Instagram

## Notice of Elections

In accordance with the Bylaws, all Officer positions and four Director positions are up for election in 2025. Officer positions are one year terms, while Director are two year terms. To run for an Officer position, the member must be in good standing and have served two years (one term) as a Director. Any member in good standing may run for a Director position.

Becoming a member of the GSD Board is an opportunity to make a difference within the NMRA. It is an opportunity to present new ideas and implement them, creating a stronger organization for the membership.

Interested members should send their name, address, and phone number to Nominations Chairman Mark Moritz at [docmwm51@gmail.com](mailto:docmwm51@gmail.com). The deadline for this election cycle is April 1. Officers and Directors will be voted on and installed at the Spring Event to be held in May.



# Tools and Tips: What is it? - Label it

ARTICLE AND PHOTOS BY JIM WALSH

Like so many model railroaders and DIY homeowners, I have accumulated a large inventory of items. It is good to have those things but if you cannot find them when you need them - then what's the point? Besides identifying contents of a container that you cannot see through, you may also want to identify the contents that you can see. Knowing the contents before opening the container can be important for certain liquids.

When I was young, I remember that my father had many items saved in brown paper bags in the basement. But the question was always "Which paper bag?" With so much online ordering these days we have many cardboard boxes to contain our inventory. In organizing the items you proudly sort similar things into these shipping boxes so that you can locate that needed part late at night when the hobby shop is closed. How often have you looked upon a stack of Amazon boxes smiling (or perhaps laughing) at you as you ask "Which one?" That experience inspired me to grab a marker and write a description on the box. To be sure that it can be seen, I repeat the marking on all sides and the top. Sometimes I make labels so that the signage is more visible. To avoid writing out the multiple labels by hand use a label maker or computer. For smaller labels, I use a DYMO LetraTag label maker but there are other similar products available. For larger labels, I use the computer. Avery makes adhesive labels in many different sizes including a full 8½ x 11 inch label sheet. In the past, I have used the full label sheets to make custom sized labels but I usually use the 2 x 4 inch shipping labels (Avery 5163). Using templates that are downloaded from Avery, you can make one label at a time as you need them. You simply fill in the template for an unused label location and print. By copy and paste in the template, you can print multiple labels together.

**Right: A simple description on the exterior of a container or box can make it easy to find what you need.**




**Above: Clear liquids can look the same especially inside similar bottles. Therefore labels are important.**



*(continued on the following page)*

(continued from the previous page)



Left: Like clear liquids, some items such as resistors look alike and labels make it easy to select the right one.

For custom sized or larger labels use Aleene's "Tack-It Over & Over" to apply the label. It goes on as a liquid but when it dries, the plain paper label becomes a sticker type. Be careful not to get the adhesive on the face of the label because it will always be sticky. I print the labels on plain paper and convert to stick-on labels with the "Tack-It Over & Over".

Unless you have X-ray vision, you may find that description labels are a good way to end a frustrating guessing game. **WP**



Above: On the left is a DYMO LetraTag label maker along with a variety of the label tape cartridges. These are white paper, white plastic and clear plastic. A Brother P-touch label maker is shown on the right.

Below: DYMO LetraTag labels were applied to the storage jar as well as the small parts storage containers.




(continued on the following page)



(continued from the previous page)



Left: On the left is a package of Avery 5163 two inch by four inch Shipping Labels. On the right is a 5163 sheet with two labels already used. The remaining labels can be used when they are needed .



Above: Labels make it easy to identify the contents of repurposed model kit boxes.

Right: This Aleene's adhesive product is used to convert plain paper notes into sticker type labels.



# MAP FOR THE WINTER EVENT

Directions:

- I-287 North or South to Route 202 South
- Right on Oak Street
- Left on Memorial Place

Oakland Public Library  
2 Municipal Plaza  
Oakland, NJ 07436

SATURDAY, FEBRUARY 22  
DOORS OPEN AT 9:30





## NEXT DIVISION EVENT

OAKLAND PUBLIC LIBRARY

### TIME:

10:00 AM TO 12:30 PM  
DOORS OPEN AT 9:30 AM

### DATE:

SATURDAY, FEBRUARY 22

### LOCATION:

2 MUNICIPAL PLAZA  
OAKLAND, NJ 07436  
SEE THE MAP ON PAGE 14

### COST:

\$5 EVENT FEE

### WEBSITE FOR MEETS:

SEE PAGE 2

[HTTPS://WWW.NERGSD.COM/](https://www.nergsd.com/)

### AGENDA:

TWO CLINICS  
BRING 'N' BRAG  
LUNCH ON YOUR OWN  
AFTERNOON LAYOUT TOURS



## NERx Virtual Convention

March 17 - 20, 2025, 6:30 PM - 10:30 PM Eastern Time

Livestreamed on Facebook and YouTube

Open to everyone at no cost

Convention website: <https://www.nerx.org/>

The GSD welcomes new members

Joseph Hayes, Jr.

Derek Calderon

Michael Maloney

Mark Coriglianc



## AT THE THROTTLE

President and WP Editor  
Jim Homoki  
gsdtrains@yahoo.com

Immediate Past President and  
NER Southern Director  
Mark Moritz  
docmwm51@gmail.com

Vice President  
Paul Harbord  
pwharbord@gmail.com

Treasurer  
Ed Bush

Secretary and Clinic Chairman  
Jim Walsh

Director, Public Relations, and  
Membership Chair  
Andrew Brusgard  
ajb1102@comcast.net

Director  
Ciro Compagno  
richmondharbor@gmail.com

Director  
Bob Dennis

Director  
Tom Casey

Director  
JP Mikesh  
jpmikesh@yahoo.com

Director  
Scott Gothe

Director  
David Start

Director  
Bill Frankenfeld

Director  
Robert McQueen

Any of the above officials may  
be contacted by email using  
gsdtrains@yahoo.com

## ABOUT THE WHISTLE POST

### Editor

Jim Homoki  
gsdtrains@yahoo.com

### Mailing Address

P.O. Box 515  
Pittstown, NJ 08867

### Division Photographer

Jim Walsh

Deadlines for submissions to the Whistle Post are four weeks prior to the next Division event, as announced in the prior Whistle Post.

### COPYRIGHT:

© 2025 GARDEN STATE DIVISION  
ALL RIGHTS RESERVED.  
DISTRIBUTION OF THIS NEWSLETTER IS ENCOURAGED, BUT IT MAY NOT BE REPUBLISHED IN PART OR IN WHOLE WITHOUT WRITTEN PERMISSION FROM THE EDITOR.



## PARTNERSHIP PROGRAM

NMRA members can log in and click on the **Benefits** tab to view the **NMRA Partnership Program**. Please patronize all of our partners for some fantastic discounts as an NMRA member!

Bespoke Rail  
CatzPaw Innovations  
CB Train Junction  
Clever Models, LLC  
Coastmans Scenic Products  
Composite Designs, Inc.  
CMR Products, LLC  
Conowingo Models  
Cowcatcher Magazine  
Daylight Sales (Merchandise)  
Deepwoods Software  
Deluxe Materials  
Diorama Hobbies  
Dwarvin Enterprises, Ltd  
East Coast Circuits  
Enterprise and National Car Rental Services  
Evan Designs  
Feight Studios  
Fusion Scale Graphics  
Gatorfoam  
Great Decals!  
Green Frog Productions  
Highways and Byways Model Railroad Graphics  
Hot Wire Foam Factory  
Ipswich Hobbies

ITLA Scale Models  
K.I.S.S Method, Inc.  
LaBelle Woodworking Co.  
LARC Products  
Logic Rail Technologies  
MAC Rail  
**Mainline Model Railroad Products, LLC\* (Hobby Shop)**  
Micro-Mark  
Mine Mount Models  
Miniprints  
MrTrain.com  
Model Railroad Benchwork  
Model Railway Backshop  
MRC (Model Rectifier Corp)  
Model Train Catalogue  
Modelers Decals & Paint  
Motrak Models  
Mudd Creek Models  
New Creations Victorian Railroad Buildings  
Nick and Nora Designs  
Northlandz  
NScale Works by Mike Holly  
Old Depot Gallery  
Old West Scenery  
RAM Track

RR-CirKits  
R & J Details  
Scale Model Plans  
Scale Railroad Models  
Scenery Solutions  
Showcase Miniatures  
T-Trak by Denniston  
Team Track Models  
The N Scale Architech  
The Old Depot Gallery  
Tichy Train Group  
Touch of the Brush Model Weathering  
Train Installations, LLC  
**The Train Place\* (Hobby Shop)**  
Train Show, Inc.  
Trainmasters TV/Model Railroad Hobbyist Store  
TRAINZ.com  
TSG Multimedia  
UGEARS  
USA Airbrush Supply/  
Badger Airbrush  
White Rose Hobbies, LLC  
WiFi Model Railroad, LLC  
Yelton Models

[ New Partners in RED\* ]

Dec 2024

Hobby Tools, Model Trains, Accessories and Model Building Supplies

**FREE CATALOG!**

Request your **FREE** catalog\* at [www.MicroMarkTrains.com](http://www.MicroMarkTrains.com) or call 1-800-225-1066

**Micro-Mark**  
Berkeley Heights, New Jersey 07922  
\*Enter/mention ad code GSD

**The Model Railroad Shop**

290 Vail Avenue, Piscataway NJ 08854  
Phone: 732-968-5696  
Fax: 732-968-3314

Continuously operated since 1933

Daily 10AM - 6PM  
Wed and Fri 10AM - 9PM  
Sun Closed

[www.themodelrailroadshop.com](http://www.themodelrailroadshop.com)

The GSD now has an X (formerly Twitter) account and a

[Facebook page](#)

Follow the GSD at

[@GardenStateDiv](#)