

INSIDE

<u>HILLSBOROUGH EVENT</u>	<u>1</u>
<u>THE CAB AND THE CABOOSE</u>	<u>2</u>
<u>TIMETABLE</u>	<u>3</u>
<u>GSD ELECTIONS</u>	<u>3</u>
<u>HIGH LINE TOUR AND CRUISE</u>	<u>4</u>
<u>AT THE THROTTLE</u>	<u>5</u>
<u>LAYOUT OPEN HOUSES</u>	<u>6</u>
<u>TOOLS AND TIPS</u>	<u>8</u>
<u>AP CORNER</u>	<u>10</u>
<u>MAP TO THE EVENT</u>	<u>11</u>
<u>GSD INFO</u>	<u>12</u>



www.nergdsd.com

Contact email addresses
can be found on Page 5 and
on the website.



The WHISTLE POST

The Official Publication of the Garden State Division of the NMRA Northeastern Region

Annual GSD/NJD Joint Event to be held in Hillsborough on May 4

The GSD is hosting this years' annual joint event with the New Jersey Division on May 4th. It will be held in the multi purpose room at the Hillsborough Township Municipal Building. This will be the third time the GSD will meet at this venue, which provides plenty of meeting space and parking. The doors open at 8:30 with activities running from 9:00 to 12:00 Noon. Two clinics with three home layouts in the afternoon are featured.

Richard Newmiller, MMR, will present a clinic on building his **Diamond Glass Factory** structure. This model took the highest score at the 2018 NER Convention. Rich will explain the techniques he used to create this contest winning model.

The second clinic is contributed by the NJ Division. Kenneth Stockton will present a clinic on the **Raritan River Rail Road [RRRR]**. Ken, in addition to being a model railroader, was the last engineer to operate a train on the RRRR. His family goes back four generations working for the railroad so he will tell stories about the railroad as well as its history.

In addition to the usual refreshments, display tables, Bring and Brag segment, and sales tables, the GSD will conduct the annual business meeting and elections. The slate of candidates can be found on Page 3.

The home layouts of Bill Chapin, Andy Rubbo, and Jim Homoki will be open in the afternoon. This is the first time Bill will be open. He has started construction of a 1952 era New Haven layout on three levels. He does not yet have



Above: One of two clinics on May 4 will be presented by Rich Newmiller, MMR. Shown is an in-progress photo of the smokestacks for his **Diamond Glass Factory** model. Their unique shape was replicated by turning wood stock on a lathe and adding styrene details.

trains running, but Bill will be happy to tell you about his plans. Andy Rubbo is well known for his PRR catenary themed layout and has been open for the GSD several times before, as has Jim Homoki. Andy is continuing construction westward. Jim has recently started an expansion of his early 1970s era PC and CNJ layout. Additional layout information with photos can be found on Page 6. [WP](#)



How to be More Social

It sounds like something my parents, teachers, or employers would say to me. But, I am talking about the most prized benefit in the NMRA: its social benefit.

The Garden State Division (GSD) holds at least four events during the year. These events usually include clinics in the morning and layout tours in the afternoon. In between, everyone finds a place to have lunch. These events are opportunities to catch up with good friends and make new friends, all under the guise of model railroading. It demonstrates the social benefit of the NMRA.

With social media, there are even more ways to interact with model railroaders and fellow NMRA members. During the Northeastern Region's (NER) membership meeting at the Erie Limited convention last fall, the need for a presence on Facebook was discussed. It recently became reality.

Facebook has "Pages" and "Groups". Pages are used for announcements, such as events to place on your calendar. Only administrators can post to a page. However, groups are where members can interact, share ideas, photos, progress updates, and ask questions. Anyone can post to a group.

The GSD has a Facebook page. If you have not joined the page, go to <https://www.facebook.com/nmragds/> and "like" it. NMRA and non-NMRA events in the area will be posted to the page.

As a result of the membership meeting, the NER has a Facebook page, too. The goal is for NER members, which includes all GSD members, to learn about events outside their Division. To like the page, go to <https://www.facebook.com/nernmra/>. Andy Brusgard and I are administrators on the GSD and NER pages. If you know of an event of interest to our members, please contact us.

The NER created a Facebook group, also. It brings all NER members together, making new friends and getting to know each other. Go to <https://www.facebook.com/groups/1884645128243966/> or search for "NER NMRA" on Facebook, with a space in between.

So, join the Facebook pages and group. It is how you can be more social. WP



Thinning Out

This is not about the diet I should go on, but on the stuff that we buy, collect, and otherwise acquire. For some time now I've been trying to dispose of stuff I don't ever see myself using to make space for other stuff may use someday. I use the term "dispose" because it is things that someone else may want and have a use for. I've already ready thrown out stuff that is truly junk, like broken Tyco cars that were saved decades ago, back when I didn't have nearly as much stuff and knew a lot less about the hobby.

I don't like the term "purge". My wife uses it all the time. Most definitions of purge relate to getting rid of something unwanted. I want all my stuff - none of it is unwanted. I just need to be selective in what is kept for future use and what will probably never be used.

Most of us have limited storage space, and it's OK to fill it up, but model railroaders never seem to stop expanding their collections. That is my case, where the latest quality model offerings that fit my era are acquired because they are too nice not to own. Then, other things tends to find their way to me. An example is a large set of CNJ Valuation Maps from a friend who moved out of the area and *really* had to thin out. This is great stuff I couldn't pass up. If something else has to go to make space for it, so be it.

So how does everything get stored in my limited space? I came up with the perfectly distorted idea that since I've been itching to expand my layout, I'll be able to put more of those freight cars currently sitting in storage onto the layout, and additional space under the layout and out of sight will be created for storing boxes. Just about every layout uses that space under the layout, and with a curtain blocking the view it won't be seen. Sure beats stacking up boxes that are rarely opened along the walls or on shelves.

Your GSD events almost always have tables available to help you thin out. I put some of my more collectible items on eBay, but for inexpensive items it's not worth the trouble. We'll have several tables available at the next GSD event on May 4, so you may want to see how you can also thin out. You may even sell enough to buy more stuff that you really need. WP

The Timetable *Upcoming Events*

Erie Lackawanna RR Historical Society Eastern District Spring Meeting Sunday April 28, 10:00-7:00, Embassy Suite by Hilton, 909 Parsippany Blvd., Parsippany, NJ www.erielackhs.org

GSD Spring Joint Event with the New Jersey Division to be held Saturday May 4 at the Hillsborough Township Municipal Building, Hillsborough, NJ.

Great Lehigh Valley Train Meet Saturday May 11 10:00-2:00, Merchants Square Mall, 1901 South 12th Street, Allentown, PA www.valleygoto.com

GSD High Line Tour Saturday June 1, rain date Saturday June 8, New York City. Details start on Page 4 of this newsletter.

New England/Northeast RPM Meet May 31-June 2. West Hartford To be held at a new and better location this year. <http://nerpm.org/index.html>

GSD Summer Event Saturday July 27, Hope, NJ. Clinics and layouts. Details to be announced.

Greenberg Train Show Saturday and Sunday August 10-11, 10:00-4:00, 97 Sunfield Avenue, Edison, NJ www.greenbergshows.com

NMRA 2019 National Convention July 7-13, Salt Lake City www.nmra2019slc.org

Northeastern Region 2019 Convention "Empire Junction" September 19-22, Syracuse, NY www.empirejunction.org

GSD Fall Event Staten Island, Marine Corps League. Clinics and layouts. Details to be announced.

MidEastern Region 2019 Convention "Liberty Bell Special" October 10-13, King of Prussia, PA www.libertybellspecial.org



GSD Elections

In accordance with the Bylaws, this year all Officer positions and five Director positions are up for election. Officer positions are one year terms, while Director are two year terms. To run for an Officer position, the member must be in good standing and have served two years (one term) as a Director. Any member in good standing may run for a Director position.

Nominations have been made for the following positions;

President - Chuck Diljak

Vice President - Mark Moritz

Treasurer—Bob Dennis

Secretary—Jim Walsh

Directors—Steve Ascolese, Paul Harbord, Jim Homoki, J.P. Mikesch

A vote will be held during the Annual Meeting at the Spring Event in May. **WP**

Clinicians Wanted for GSD Events

We seek members who would like to give a clinic at our Division events.. If you can present a clinic, **ANY topic, prototype, modeling or general interest**, you will be helping your fellow model railroaders enjoy their hobby and have fun while doing it! A video projector and screen will be available to assist your presentation. Fancy graphics are not required, just be prepared to demonstrate and explain the topic. We'll even help you set up your presentation to get you started. Did you know Clinics count towards Author and Volunteer AP credit?

If you would like to assist, please contact Chuck Diljak at nmra_chuck@yahoo.com. Thanks!

SPECIAL DIVISION EVENT

High Line tour and John J.
Harvey Fireboat cruise

Time:
9:30 AM to 4:30 PM

Date:
Saturday, June 1
Rain Date Saturday, June 8

Location:
Meet at the street level
entrance to the High Line on
West 23rd Street between 10th
and 11th Avenues

Agenda:

- Morning - Walking tour of
the High Line between 23rd
and 30th streets
- Lunch - on your own on
Pier 66
- Afternoon - Cruise on the
John J. Harvey Fireboat

Donation:
\$5 to NMRA Garden State
Division at the start of the
High Line tour

HIGH LINE



GSD to Tour the High Line and Cruise on the John J. Harvey, June 1

By Mason Logie and Chuck Diljak



The Garden State Division (GSD) hosted an unusual event, in 2018, with a meet beginning at a microbrewery in the morning followed by a ride on the Black River and Western Railway in the afternoon. This year, we are offering another unusual event: a walking tour of the High Line on the lower west side of Manhattan in the morning and a ride on the John J. Harvey fireboat in the afternoon.

The day will begin at 9:30 AM by meeting at the 23rd Street entrance to the High Line at street level. Then, we will start the two hour walk on the old High Line, built by the New York Central Railroad and New York City in the 1930s to replace the street running rail lines. Today, it is a city park and we will walk the section from W. 23rd St. to 30th St., guided by GSD member Mason Logie, a licensed New York

City tour guide. The park has plenty of benches along the route to rest and elevators located where the tour will begin and end. To learn more about the High Line park, visit their website at www.thehighline.org.

In addition to seeing the High Line in the morning, we will also see some of the structures built by the railroads that are still in existence, today. Since these structures have been re-purposed and are active commercial properties, we will not be able to access the interiors, however. We will see:

- the site of the old Erie Lackawanna railyard that was used until 1972.



High Line Park in New York City
Photo by David Berkowitz

(Continued on the next Page)

AT THE THROTTLE

President
Chuck Diljak
nmra_chuck@yahoo.com

Immediate Past President
Ciro Compagno
richmondharbor@gmail.com

Vice President and Clinic Chair
Jim Fawcett
vp@nergdsd.com

Treasurer and NER VP
Bob Dennis
treas@nergdsd.com

Secretary
Jim Walsh
sec@nergdsd.com

**Director, Public Relations, and
Membership Chair**
Andrew Brugard
ajb1102@comcast.net

Director
Tom Casey
members@nergdsd.com

Director and WP Editor
Jim Homoki
whistlepost@nergdsd.com

Director
Mark Moritz
mwmoritz@optonline.net

Director, Division AP Chairman
Steve Ascolese
ap@nergdsd.com

Director
Fred Delliacono
ramapo41@gmail.com

Director
Paul Harbord
pwharbord@gmail.com

Webmaster
Tom Wortmann
webmaster@nergdsd.com

(Continued from the previous Page)

- the Terminal Stores Warehouse building built in 1891, which was at one time serviced by three railroads. It still has a doorway for double track railroad lines going through the building.
- the Starrett-Lehigh building built by the Lehigh Valley Railroad in 1930 over its existing railyard. It had elevators that could lift 40' foot boxcars from one floor to another.
- the Baltimore and Ohio Railroad warehouse that was built in 1914. It was still in use as late as 1973.
- the B&O float bridge that is still in existence today.

Lunch will be on Pier 66, between W. 26th and W. 27th streets. This is also where the John J. Harvey is docked. Lunch will be at the participant's expense at a restaurant on the pier that is on an old New Haven Railroad car float barge.

At 1:30 PM we will board the John J. Harvey museum boat for a cruise. When the boat was built in 1931, it was the largest and most powerful fireboat in the world. The boat was retired in 1995 and rescued in 1999, when it was restored. The boat was called back to active duty on September 11, 2001 to fight the fires at the World Trade Center Site. More information about the John J. Harvey can be found on the organization's website at www.1931fireboat.org.

To get to the High Line, where the tour will begin, take the PATH train or the C/E Subway line to W 23rd Street. There are also parking garages available at this location.

For our cruise, the John J. Harvey can accommodate up to 50 passengers. Therefore, an accurate headcount is needed. If you are committed to taking the cruise on the John J. Harvey in the afternoon, click on the registration button or go to TinyURL.com/GSDFireboat. You will receive an email with your free ticket in the form of a PDF file, which you must print and have with you to board the ship.

Please be sure to register for the fireboat cruise and we will see you there! **WP**



The John J. Harvey
Photo by Garrett Ziegler

REGISTER 

NEXT DIVISION EVENT

THE SPRING EVENT WILL BE
HELD ON MAY 4, 2019.

TIME:
9:00 AM TO 12:00 PM

DATE:
SATURDAY, MAY 4

LOCATION:
HILLSBOROUGH TOWNSHIP
MUNICIPAL BUILDING
379 SOUTH BRANCH ROAD
HILLSBOROUGH, NJ 08844
ACTIVITY FEE: \$5

WEBSITE FOR MEETS:
SEE PAGE 3 AND
[HTTP://WWW.NERGSD.COM/
UPCOMING.HTML](http://www.nergsd.com/upcoming.html)

AGENDA:
REFRESHMENTS
GSD ANNUAL BUSINESS MTG.
WHITE ELEPHANT TABLES
TWO CLINICS
BRING AND BRAG
AFTERNOON LAYOUT TOURS

LAYOUTS FOR THE MAY EVENT

The home layouts of Bill Chapin, Andy Rubbo, and Jim Homoki will be open the afternoon of May 4 from 1:00-4:00. Maps and addresses will be provided at the event. This page features a few photos of Bill's layout, which is in the early stages of construction. It will be the first time it is open for a Division event.

Bill's layout, the New Haven RR Western Division (**right and below**) is set in the early fall of 1952. He was able to obtain a lot of New Haven RR information for this time period: locomotive assignments, including those in extra service and inspection, caboose assignments, company service car assignments, passenger train schedules and train make up by day of the week including pick ups and drop offs, LCL operations,



valuation maps, Sanborn maps, etc. This helped in deciding extents of the layout based on an understanding the operations and the fixed plant. Three distinct sections of the NH are being modeled on three decks, eventually to be connected with a helix. Finishing of the basement is underway and should be completed by May.



THE CLUB CAR

Garden State Model
Railway Club
575 High Mountain Road
North Haledon, NJ 07508
www.gsmrrclub.org

The Model Railroad Club
295 Jefferson Avenue
Union, NJ 07083
<http://tmrci.org>

New York Society of Model
Engineers
341 Hoboken Road
Carlstadt, NJ 07072
www.modelengineers.org

Pacific Southern Railway Club
26 Washington Street
Rocky Hill, NJ 08553
www.pacificsouthern.org

Ramapo Valley Railroad Club
The Club is looking for a
new building to start a new
layout
www.ramapovalleyrailroad.com

Bound Brook Presbyterian
Railroad Club (BBPRR)
Bound Brook Cemetery
Office Building
500 Mountain Avenue,
Bound Brook, NJ 08805
billandmartha3@verizon.net

Staten Island Society of
Model Railroaders
Train Club Room, 3rd Floor
Staff House, Seaview Hospital
460 Brielle Avenue
Staten Island, NY
[http://sismrinc.tripod.com/
index.html](http://sismrinc.tripod.com/index.html)

(Continued from the previous Page)

Andy Rubbo's PRR layout (**upper right**) is well known to many in our area. He models the electrified main line of the PRR through Northern NJ. The catenary is museum quality and the primary feature, but just as much attention is paid to the track and structures along the right-of-way. Most structures are scratchbuilt to match specific prototypes. The completed section runs from Elizabeth where the PRR passes over the CNJ, west to Rahway. Accurate and era appropriate equipment can be found running under the wires.



Several catenary construction articles written by Andy can be found in the PRRT&HS *Keystone Modeler*, and the layout was featured in the 2013 issue of *Great Model Railroads*.

Jim Homoki has a proto-freelanced layout (**lower right**) that features highly accurate equipment for the early 1970s era. Penn Central and CNJ are modeled on a fictitious route across New Jersey, with the Newark Terminal being a jointly owned company that provides terminal services in the Elizabeth-Newark area. The track plan is set up as two railroads with connections, the PC having a two-track main, and the CNJ single track. Jim has been open for GSD events several times in the past.

The PC locomotives include old units, new units, and patch-outs of PRR, NYC, and NH heritage. The CNJ hosts pool trains of the era that ran with B&O, RDG, and EL power. Most units are sound equipped.

An expansion has recently started, which will occupy much of his time for the next several months. **WP**



TOOLS AND TIPS: GOOD FOR A SLICE, A CUT, OR STRIPS

BY JIM WALSH

I never used a rotary cutter before I discovered one on the rack of leather craft supplies in a local craft store. It looked interesting and I thought it could be useful to cut certain types of material. Since then I found that besides the leather hobby, quilters use these cutters for their materials. The action of using a rolling blade for cutting is well known for slicing pizza but I never saw it used outside the kitchen. Unlike a pizza cutter, a rotary cutter's blade is replaceable. My Fall 2018 "Tools and Tips" column explains how to model corrugated metal roofing from aluminum foil. To make a roof using that technique, I cut many pieces of foil but the foil rips in my sliding paper cutter or sometimes even with a hobby knife. Then I remembered the rotary cutter and I discovered that this is a great tool for cutting aluminum foil.

One day while browsing through Harbor Freight, I saw a package of rotary cutter blades sized to fit my cutter. I bought the package of two blades and took them home to see how they worked with my tool. As I handled the blades, I had an idea that if I could roll them together in parallel, I would make two cuts at once and make strips as easily as a making a single cut. That was my challenge as I searched through my garage looking for parts that could be assembled into a rotary strip cutter. The parts that I selected were:

- A broken sliding patio door flanged wheel with a ball bearing
- A machine bolt that fit through the hole in the ball bearing and rotary blades
- A U-bolt that could curve around the wheel and fit between the wheel flanges
- Some nuts that fit the U-bolt and the machine bolt

To assemble the strip cutter, I positioned the U-bolt around the wheel and pressed the free ends in a vice to squeeze them until they almost touched. When pressing the U-bolt in the vice, be sure to have nuts on free ends to protect the threads from being damaged. I used epoxy to bond the U-bolt to the wheel centered between the flanges. After the epoxy cured I tried to test the basic assembly and I discovered that I needed a handle and a blade guard. I learned the hard way how well the blades cut when they are turning. The handle was made with a coupling nut and a 4 inch carriage bolt. The blade guard was made from some clear plastic packaging with a slot that would pass part of the U-bolt ends. To attach the blade guard, place a hex nut on one of the U-bolt ends and then place the blade guard onto the ends. The coupling nut secures the blade guard against the hex nut. Finally, the carriage bolt is threaded into the coupling nut. Check the accompanying photo showing the finished tool in operation and how it looks after assembly. My tool cuts strips that are the 3 scale feet needed for the width of my corrugated roofing panels. The tool cuts the strips and I use the single blade rotary cutter to trim them to length for each roof panel. WP

(Additional photos on the next Page)



Above: This is the rotary cutter with a single blade. It is very useful for cutting aluminum foil.



Below: The replacement blades and an assortment of parts are the elements used to make a basic rotary strip cutter.



(Continued from the previous Page)

Right: This photo shows some aluminum foil strips created with the rotary strip cutter. The single blade rotary cutter will be used to cut these strips into the proper length individual pieces needed to create the corrugated metal roofing panels.

Below: Here is the completed rotary strip cutter with a handle and blade guard. Guided by the straight edge, it rolls along and cuts the aluminum foil strip.



AP CORNER

By Steve Ascolese - Achievement Program Chair

The GSD had its Winter Meeting in February at the Oakland, NJ library. As has been the custom over the years, the February meeting is when we present the Mallery Award to a modeler for participating in contests and judging the previous year. It was my privilege to present The Mallery Award for 2018 to Richard Newmiller MMR, for his excellent model of The Diamond Glass Factory. He won highest score at the NER Regional Convention last fall and as a result of his entering a contest and his excellent modelling, he came out as the top candidate for the Mallery Award. Rich is also MMR 374, but the contest is open to any GSD member who actively participates in the hobby. The Mallery Award is a GSD annual award in honor of Paul Mallery, who was a NJ NMRA member that contributed much to the hobby. Accompanying this article are pictures of Rich receiving the award and a photo of the Trophy

where his name was engraved and added to the list of previous recipients. For more details about the award click here http://www.nergsd.com/docs/Paul_Mallery.pdf.

As always, I would like to encourage you to take a look at the projects you have completed or are working on and consider entering them into a contest for judging. It could be something on your layout, such as scenery, electrical work or track you have laid. We will be glad to come to the layout at your convenience to have a look. You might be surprised that what you are taking for granted actually qualifies for a certificate or merit award. As always contact me if you have any questions. You might even qualify for the Mallery Award this year. **WP**

Below: GSD AP Chairman Steve Ascolese presents Rich Newmiller with the Mallery Award for 2018. Jim Walsh photo.



Below: The Mallery Award. The names of the annual winners are engraved on the plaque. Jim Walsh photo.



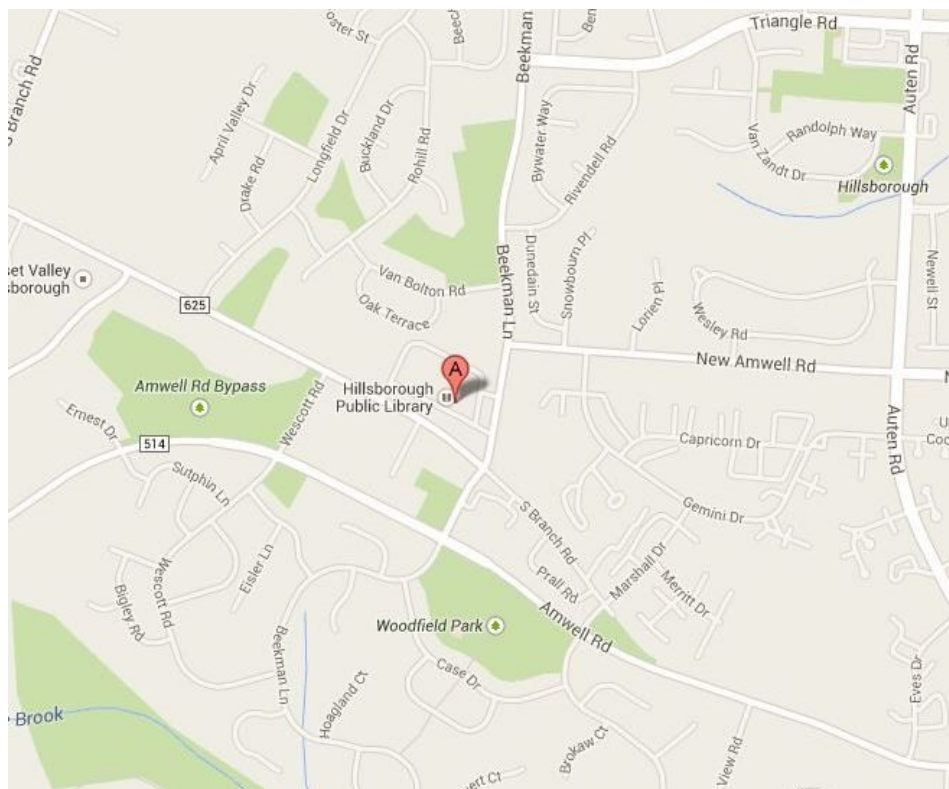


MAP FOR THE SPRING EVENT

HILLSBOROUGH TOWNSHIP MUNICIPAL BUILDING
379 SOUTH BRANCH ROAD
HILLSBOROUGH, NJ 08844

SATURDAY, MAY 4
DOORS OPEN AT 8:30
EVENT STARTS AT 9:00

- From Route 206 North or South, take Amwell Road west.
- Turn right on Beekman Lane at traffic signal
- Turn left on South Branch Road at traffic signal.
- The Hillsborough Municipal Building is on the corner. The library and Police are located in the same building. Turn right into the driveway and drive to the back of the building. There is an entrance adjacent to the meeting room.



ABOUT THE WHISTLE POST

Editor

Jim Homoki
whistlepost@nergdsd.com

Mailing Address

P.O. Box 43
Flagtown, NJ 08821

Division Photographer

Jim Walsh

Deadlines for submissions to the Whistle Post are four weeks prior to the next Division event, as announced in the prior Whistle Post.

COPYRIGHT:

© 2019 GARDEN STATE DIVISION
ALL RIGHTS RESERVED.
DISTRIBUTION OF THIS NEWSLETTER IS ENCOURAGED, BUT IT MAY NOT BE REPUBLISHED IN PART OR IN WHOLE WITHOUT WRITTEN PERMISSION FROM THE EDITOR.



Amatos Toy and Hobby
Atlas Model Railroad Company
Azatrax
Bachmann Trains
Banta Modelworks
Bar Mills Scale Model Works
Berrett Hill
BEST
Bowser Mfg
Broadway Limited Imports
Carolina Craftsman Kits
Chooch Enterprises

Kato
KC's Workshop
Lance Mindheim
LARC Products
Lights 4 Models
LokSound
Micro-Mark
Miller Engineering
Model Railroad Academy
Model Railroad Hobbyist
Model Railroader
Model Rectifier Corporation

The companies on this page supported the GSD and 2018 Erie Limited NER Convention. Please support them with your purchases.

Cripplebush Valley Models
Eastern Maine Model RR Club
Edaville Family Theme Park
Erie Lackawanna RR Hist. Soc.
Essex Steam Train & Riverboat
Evergreen Scale Models
ExactRail
Fast Tracks
Funaro & Camerlengo
Hobo & Winnepesaukee Scenic RR
HunterLine
Intermountain Railway Co
Iowa Scaled Engineering
Jack Ellis
Kadee
Kalmbach Publishing

NCE
Perplexing Puzzles
The Railroad Depot
RailroadKits.com
Rapido Trains Inc.
Ron's Books
SoundTraxx
South Shore Model Railroad Club
Steve's Trains
Train Control Systems
TrainTek
Vermont Scenic Railway
Walthers
WiThrottle
Woodland Scenics
Xuron Corporation

Hobby Tools, Model Trains, Accessories and Model Building Supplies

FREE CATALOG!

Micro-Mark Request your **FREE catalog*** at www.MicroMarkTrains.com
Berkeley Heights, New Jersey 07922
*Enter/mention ad code GSD or call 1-800-225-1066

The Model Railroad Shop

290 Vail Avenue, Piscataway NJ 08854
Phone: 732-968-5696
Fax: 732-968-3314

Continuously operated since 1933

Daily 10AM - 6PM
Wed and Fri 10AM - 9PM
Sun Closed

www.themodelrailroadshop.com

Meeting Reports, past articles, and complete issues of the Whistle Post can be found on the GSD website www.nergdsd.com

The GSD now has a Twitter account and a Facebook page
Follow the GSD at
"GSD of the NMRA@GardenStateDiv"