

IN THIS ISSUE

SUMMER VIRTUAL EVENT	1
THE CAB AND THE CABOOSE	2
TIMETABLE	3
NJD/GSD JOINT EVENT	4
SKIP'S BAIT AND TACKLE	5
AP CORNER	6
TOOLS AND TIPS	7
MODEL RAILROADING — YOUR CIVIC DUTY	9
NMRA-X	13
JUST BRAG	13
GSD INFO	13



The WHISTLE POST


The Official Publication of the Garden State Division of the NMRA Northeastern Region

GSD Summer 2020 Virtual Event Great Model Railroading info and easy to get to

Although a virtual event may be new to some of us, the clinic presenters, Bruce DeYoung and Craig Bisgeier, will be familiar to most of us. Besides the many clinics he has presented we should all remember a former GSD President and AP Chair, Bruce DeYoung. One of the positive results of the pandemic is the virtual meet that allows us to have clinics presented from anywhere. In this case, Bruce will be presenting from his current home in Michigan. His clinic will be on Interior Decorations and will look at some "Why's" & "How's" of adding interiors to our models. From simple details in windows or open doors to full building interiors, Bruce will address how to avoid that vacant building appearance of many models.

Craig Bisgeier has presented several clinics at regional and division events. This time, Craig will describe a solution for the problem "When No One Makes the Models You Need". His technique is making a fleet of models you can't get any other way through molding and casting. Craig discusses how to prepare models for molding and casting, from preparing masters to creating molds and pulling castings.

In addition to the clinics, Neal Multz will guide us through a virtual tour of his Atlantic Pacific Railroad. The freelanced 20' by 20' two level HO layout features a helix, a main yard, staging yards, several industries and was built for operation.



Left: Craig Bisgeier models an era (late 1800's) where there is a limited selection of freight cars available. His solution is to make his own, and he will demonstrate how he does it with molds and resin castings at the next event. (Photo: Craig Bisgeier)

(continued on page 3)



www.nergsd.com



A Learning Pandemic

What have I learned since the global pandemic required social distancing and staying at home?

I learned how to cut my own hair. I learned how to have meals at home. And, I sadly learned some members were impacted by the virus. My condolences to those that lost loved ones. One member we lost is someone I met not long after becoming editor of the *Whistle Post*. Hal Stefany invited me to his home to photograph his Jersey Mountain Lines for the newsletter. You can see his layout in this issue, <http://nermra.org/gardenstate/WP%20files/wp106.pdf>.

But, I also learned the Garden State Division will survive this.

In May, instead of waiting for the pandemic's end before resuming our events, we held a virtual meet with the New Jersey Division. So many train organizations have discovered that holding virtual events is a great way to bring everyone together to learn more about this great hobby and keep safe at the same time. Given the demographics of this hobby, staying safe is very important. And I consider one's life to be more important than risking lives under one roof to talk about trains.

But, we do need our trains for another reason. They provide an escape from the never ending news cycle on the pandemic. I learned that I get lost while focusing on a model project at my work bench.

So focused, in fact, that I have built two cars for evaluation in the Achievement Program. I have learned so much in the process and that is something I plan to share in a future clinic.

Speaking of future clinics. Recently, the Garden State Division appointed Jim Walsh as its first Clinic Chairman. Jim has many ideas as to where clinics can be found within our division. And, maybe even outside the division in this virtual environment. If you have an idea for a clinic you would like to present, talk to Jim. You can find his contact information in the "At the Throttle" sidebar in this issue.

So lets keep learning while staying safe. Join us for the next virtual meet on Aug 1.

Chuck



Getting Things Done

In my previous column I wrote a little bit about what I've been doing. I'd like to continue with that theme for this issue, but first, I want to thank those who contributed to the feature that starts on Page 9. Hopefully, we'll have additional material from members for the next issue as well. Maybe you even have a project that can become an article.

I would think there are few of us that have less time available these days. However, the old problem of getting motivated to tackle a project is probably still there. I've completed work on the critical items needed on my expanded layout, but there were several that dragged on for too long. The inability since March to be able to host an operating session only helped to justify my procrastination.

The biggest problem turned out to be in my head. I wanted to develop a dispatcher's train sheet following real examples I have from the Central of New Jersey. I had already developed the timetable and a train graph for the schedule, both complex projects, and they were a relief to get done. I'm probably average in skills working with Excel, but am self taught, so the challenge was that I needed to put together something more complex than I've ever done before.

As with so many projects, the hardest part was getting started. I figured out the process for laying out slanted border lines, for example, in less time than I spent worrying about it. Below is the top half of the finished sheet. The text is very small here, as it is designed to be printed at 11" x 17". If you're reading this on your computer, just zoom in a bit.

RECORD OF WEATHER				THE CENTRAL RAILROAD COMPANY OF NEW JERSEY				DISPATCHERS ON DUTY					
PLACE	12:00 AM	3:00 PM	12:00 PM	NEWARK TERMINAL ZONE DISPATCHER'S RECORD OF MOVEMENT OF TRAINS TIME TABLE NO. _____ SUPPLEMENT NO. _____ ELIZABETHPORT, N.J., _____ 39 _____				Chief Dispatcher	From	M.	to	M.	
Jersey City								Dispatcher	From	M.	to	M.	
Philadelphia									From	M.	to	M.	
				WESTWARD				EASTWARD					
												Route/Station and Class of Car	
				Time Crew Went on Duty									
				TRAIN									
				ENGINE									
				CARS									
				A.M. or P.M.									
				① Jersey City									
				10:1 10:10									
				11:5 11:50									
				13:5 13:50									
				15:5 15:50									

I'm sure you've read suggestions on how to get more done and be more productive. It's true that once you sit yourself down and get a project started, everything tends to start flowing. Spend a little time every day if you can, and before you know it that project you've been fretting over will be complete. WP

The Timetable

Upcoming Events

NMRA-X Virtual Convention July 27, 12 Hours of presentations

GSD Summer Event August 1, THIS WILL BE A VIRTUAL MEET

NJ Division September Meet Saturday Sept. 12, Lacey United Methodist Church, 203 Lacey Road, Forked River, NJ 08731

Northeastern Region 2020 Convention "Mill City 2020" Westford, MA
POSTPONED, rescheduled to October 8-11, 2021 www.millcity21.org

MidEastern Region 2020 Convention "Carolina Special" CANCELLED

GSD Fall Event Saturday October 24. TBD if this will be in-person or virtual

NJ Division/Philadelphia Division Joint Meet Saturday November 7, Brandywine Town Center, Wilmington, DE

NJ Division Meet January 9, 2021, Grace Church, Merchantville, NJ

GSD Winter Event TBD



Until it is safe to hold an in-person event, the GSD will be using FreeConferenceCall.com (FCC) to hold virtual meets. The GSD has assembled documentation on using FCC and can be found, here: <https://tinyurl.com/GSD-FreeConferenceCall>

The documentation includes sections on how FCC works with a smartphone/tablet, personal computer, or with a web browser. There is even a chapter on conference call etiquette.

When you are joining a virtual GSD meet using FCC, enter "gsdtrains" when prompted for the meeting ID. Or, you can use the following link to join the meeting:
[https://join.freeconferencecall.com/\[meeting ID\]](https://join.freeconferencecall.com/[meeting ID]). Replace "[meeting ID]" with "gsdtrains" in the above URL.

Look for more information in upcoming Constant Contact emails.

(continued from Page 1)

We will also have a segment called "Just Brag" to show pictures along with descriptions of current projects by our members. These are the responses to our recent requests for pictures to show what you have been doing while being safe at home during the pandemic. **WP**



Above: Bruce DeYoung's clinic will show how to prevent viewers from seeing an empty building by having either "hints of interiors" like on the left above or fully detailed interiors like on the right. (Photos: Bruce DeYoung)

Below: One of the industries on Neal Multz's Atlantic Pacific Railroad is this Tropicana facility servicing the "Juice Train". Neal will present a virtual layout tour during the GSD Summer Event on August 1. (Photo: Jim Walsh)



The First NJD/GSD Joint Virtual Event a Success

By Chuck Diljak

Back in March, you may have noticed that the supply of toilet paper vanished. Most people blame the pandemic and the panic buying normally associated with a winter storm. Model railroaders that attended the joint GSD/NJD meet on May 16 know the real reason for the toilet paper shortage: GSD member Fred Dellaiacono built a water scene for his layout using toilet paper. The final results were so good, Fred presented a clinic for the virtual meet on how he built it.

Seventy-five people attended the virtual meet to see Fred's clinic and a second clinic by NJD member John Gallagher. John's clinic was very unusual. Rather than presenting prototype history or a modeling technique, his clinic, called "Something Creative", challenged attendees to think. John asked attendees to sketch ideas for different scenes in a short period of time. With the time constraint, it demonstrated how you become more creative in your designs. John provided a handout, which can be downloaded by going to <https://tinyurl.com/NMRA-SomethingCreative>

In between the two clinics, a slide show on models built by GSD members was shown. Because of social distancing and the requirements to stay isolated, many model railroaders have been busy at their workbenches, flattening the COVID-19 curve.

This may have been the end of the agenda for the virtual meet. However, if you remained on the virtual call a little longer, you were treated to a virtual layout tour by NJD member PJ Mattson of his HO scale Raccoon Valley model railroad.

The GSD is already working on the next virtual meet on Aug 1. We will continue using FreeConferenceCall.com in the future, since it worked very well for this meet. More information about that even can be found in this newsletter.



Above: Fred Dellaiacono's completed waterfront scene that was the focus of his presentation at the May 1 meet. Fred demonstrated how his method of adding waves and ripples to the surface of the water.

But, a little warning: I hear Fred is looking to expand his waterfront scene. You may want to stock up on toilet paper.**WP**

Skip's Bait and Tackle Projects

By Jim Walsh

Our Winter GSD event for 2020 featured a make-and-take clinic building the Skip's Bait and Tackle kit from Mine Mount Models. Now that some time has passed, some of our GSD members completed the project and sent along photos of their completed models. If you attended the make-and-take clinic in February and completed the project, share some photos with the rest of us.[WP](#)

Right: Kai Ebinger liked this kit so much that he bought another one. This picture shows how he built them and also illustrates some possible variations for completing the kit. (Photo: Kai Ebinger)

Below: Here is the Skip's Bait and Tackle as built by Mark Moritz. Mark already located the building on his layout . (Photo: Mark Moritz)



Right: Here is the project that Bob Dennis built. These photos show the both ends of the building and some details that Bob added. (Photos: Bob Dennis)



AP Corner

By Chuck Diljak

Steve Ascolese would normally be writing this column, as the Garden State Division's (GSD) Achievement Program Chairman. Steve is recovering from health issues and I will be trying to fill his shoes in his absence. I do ask that everyone keep Steve in their thoughts and wish him a speedy recovery.

Recently, Steve had the opportunity to present Tom Wortmann with his seventh Achievement Program certificate, Association Official. A couple years ago, NMRA National updated the requirements for this certificate. The update made is for Division Superintendents/Presidents to qualify for the certificate after serving three years in that position. Tom served the GSD in this role for six straight years from 2005 to 2011. By earning this certificate, Tom now has seven Achievement Program certificates in his collection.

Seven? Doesn't that make you an MMR? Close, but not quite. The eleven AP certificates are organized into four major categories and you need to be awarded at least one certificate in each major category. Tom has certificates in three of the four major categories. The one that he is missing is Model Railroad Equipment, which has two options: Motive Power or Cars. Tom is working on Cars for the last certificate he needs for Master Model Railroader.

Because of the times, Steve was unable to present the certificate to Tom at an in-person GSD event. As you read this, please give Tom a round of applause for achieving this certificate and for his service to the division!

And, speaking of the times, I am hoping everyone is taking advantage of the time at home to work on projects for their layouts and the Achievement Program.

Some AP certificates are nothing more than paperwork to submit and these are: Chief Dispatcher, Association Official, Association Volunteer, and Model Railroad Author. You can email your paperwork to me at my email address listed in this newsletter. Or, if you prefer snail mail, still contact me by email and I will provide you with my mailing address.

Other AP categories can be a combination of paperwork and a virtual demonstration of the work performed. These categories are Scenery, Civil, Prototype Models and Electrical. Like the other categories, contact me at my email address listed in this newsletter. I will coordinate with you and at least one other evaluator to set up a demonstration, virtually.



Above: Tom Wortmann (I) receiving his Association Official certificate from Steve Ascolese

The remaining categories require up close evaluations, such as Motive Power, Cars, and Structures. For these, you will need to hold on to your paperwork and models until the next GSD in-person meet. When we do have an in-person event, let me know if you will be there with your models and paperwork. I will make sure we have evaluators at the event.

Yes, there is a pandemic going on. But, I am having a lot of fun working on the Cars certificate. That is a surprising thing for me to say, because I did not look forward to working on cars. But, here I am with two models ready for evaluation and another two planned. I have learned a lot about cars, myself, and having fun in the process. And, isn't that what the Achievement Program is all about?

Get well, Steve.[WP](#)


TOOLS AND TIPS: BUT WAIT, THERE'S MORE

BY JIM WALSH

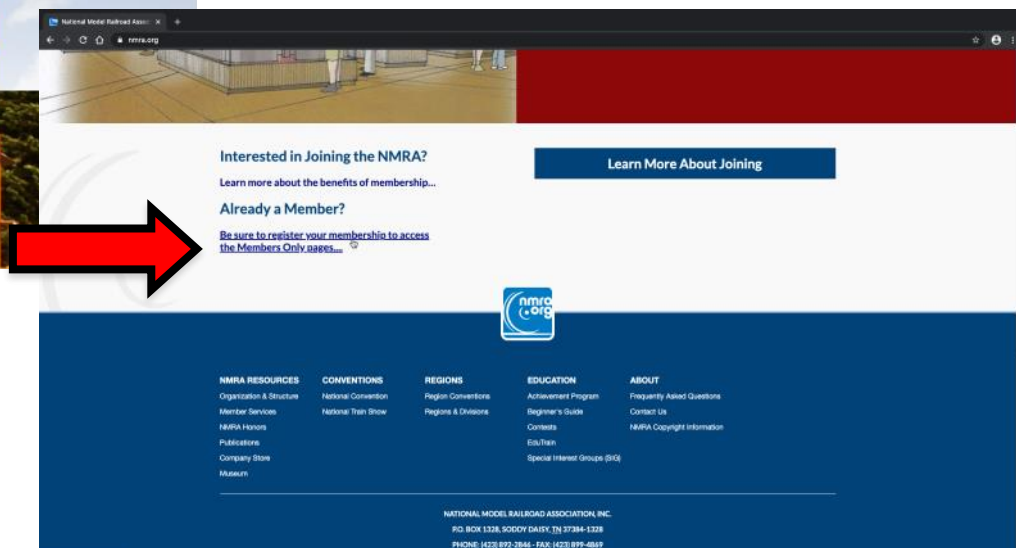
This time I want to introduce a tool and offer a tip. Recently, I have been browsing through the member pages of the NMRA web site, nmra.org and I realized that it is a great tool. OK, so it's more a resource than a piece of hardware but it certainly can help you with model railroading. Sure there are all the public access pages that provide a wealth of model railroad information but wait... there's more - for NMRA members. With your account, you can access all the member sections including the pages for the partnership program that help you save on your hobby purchases.

After you login, you get to the member home page. From here you can access some great content available to NMRA members. From the Benefits drop down menu you can visit the NMRA Partnership Program and read the

details for getting discounts from many of the hobby's best vendors. There are two sections providing information in videos. One is the box labeled "Watch clinic videos" and that will bring you to some pages to access video presentations of clinics from past National conventions on a wide variety of clinic topics. Currently there are 147 videos listed on 10 pages and offering content useful for any model railroader. Another box labeled "Video Library" on the member home page transports you to a section with videos from premium subscription services such as Model Railroader Video Plus, Trainmaster's TV and Model Railroad Academy. Currently you can select from 6 pages of these videos. Also, don't overlook the NMRA Forums also accessed from the member home page.



Left: As a member of the NMRA, you are able to register for an account to the member section of the NMRA web site. Access is from the top of the nmra.org home page shown above. Just click on the link marked "Member Log In" where the arrow is.



Right: If you are an NMRA member and still do not have an account for the member section, then see the link to register at the bottom of the NMRA.org home page as noted by the arrow to the right.

(continued on the following page)

NEXT DIVISION EVENT

THE SUMMER EVENT WILL BE
HELD VIRTUALLY!

TIME:
9:00 AM to 12:00 PM

DATE:
AUGUST 1, 2020

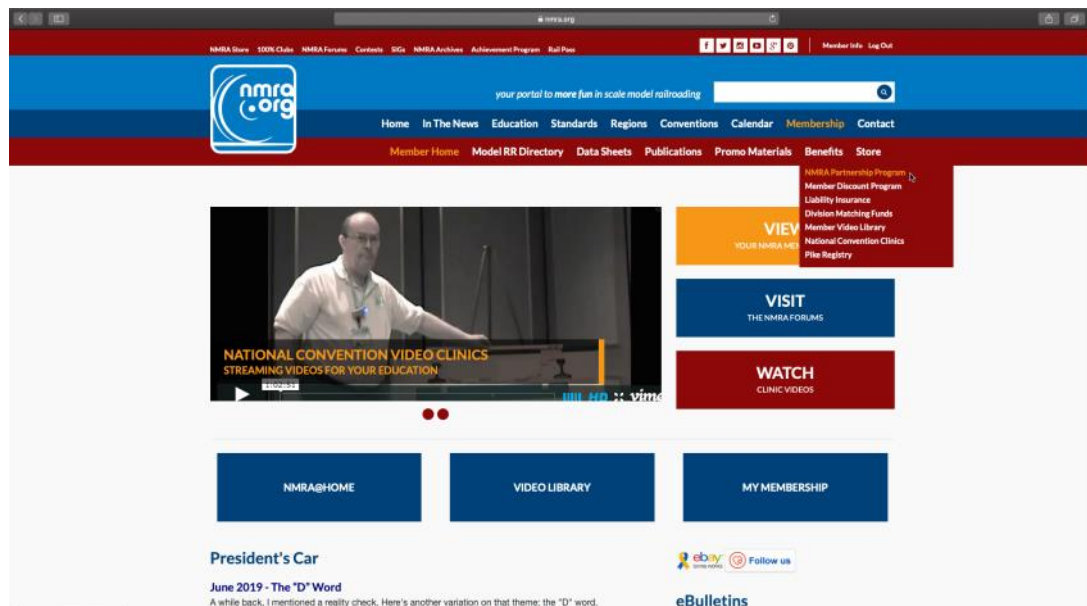
LOCATION:
ONLINE USING
FREECONFERENCECALL.COM.
THE LARGER YOUR SCREEN,
THE BETTER.

COST:
**FREE (BUT YOU HAVE TO BUY
YOUR OWN COFFEE AND
DONUTS!)**

WEBSITE FOR MEETS:
SEE PAGE 3
[HTTP://WWW.NERGS.D.COM/](http://www.nergsd.com/)

AGENDA:
INTRODUCTION
TWO CLINICS
JUST (BRING 'N) BRAG
VIRTUAL LAYOUT TOUR

(continued from the previous page)



Above: Here is the Member Home page that you see after you login. From here you can access all the sections available to NMRA members. There are many great destinations by clicking the labeled boxes on the page.

So now head over to nmra.org and check out something new in the member pages. If you did not set up your account or never visited the member pages, then get an account, login and discover all the services for members on the nmra.org web site. **WP**

CLUB CAR

Garden State Model Railway Club
575 High Mountain Road, North Haledon, NJ 07508 www.gsmrrclub.org

The Model Railroad Club
295 Jefferson Avenue, Union, NJ 07083 <http://tmrci.org>

New York Society of Model Engineers
341 Hoboken Road, Carlstadt, NJ 07072 www.modelengineers.org

Pacific Southern Railway Club
26 Washington Street, Rocky Hill, NJ 08553 www.pacificsouthern.org

Ramapo Valley Railroad Club, Allendale Community for Senior Living,
85 Harrenton Road, Allendale, NJ www.ramapovalleyrailroad.com

Bound Brook Presbyterian Railroad Club (BBPRR), Bound Brook Cemetery Office Building
500 Mountain Avenue, Bound Brook, NJ 08805 billandmartha3@verizon.net

Staten Island Society of Model Railroaders, Train Club Room, 3rd Floor, Staff House, Seaview Hospital, 460 Brielle Avenue, Staten Island, NY <http://sismrinc.tripod.com/index.html>

AT THE THROTTLE

President
Chuck Diljak
nmra_chuck@yahoo.com

Immediate Past President
Ciro Compagno
richmondharbor@gmail.com

Vice President
Mark Moritz
mwmoritz@optonline.net

Treasurer and NER VP
Bob Dennis
treas@nergsgd.com

Secretary and Clinic Chairman
Jim Walsh
sec@nergsgd.com

Director, Public Relations, and
Membership Chair
Andrew Brusgard
ajb1102@comcast.net

Director
Tom Casey
members@nergsgd.com

Director and WP Editor
Jim Homoki
whistlepost@nergsgd.com

Director, Division AP Chairman
Steve Ascolese
ap@nergsgd.com

Director
Paul Harbord
pwharbord@gmail.com

Director
JP Mikesch
jpmikesch@yahoo.com

Webmaster
Tom Wortmann
webmaster@nergsgd.com

MODEL RAILROADING—YOUR CIVIC DUTY

By GSD MEMBERS

The Pandemic continues and the stay at home orders from our governors have been put in place to control the spread of the virus. The public health officials confirm that the best thing we can do is stay home and avoid unnecessary travel. When we stay at home and work on our model railroads, we are doing our part during this public health crisis. Our civic duty is to stay home model railroading and control the spread of the virus. How can we say “no” to that? Around our division our members are all doing their part.

The following pages show samples of the model railroading activities members are doing on their own. I am sure that many other members of the Garden State Division have some great stories. What is yours? *WP*



Above: Father David Garretson has been busy with improvement projects on his layout. He recently completed a control panel to operate the turnouts on two staging yards and he is working on a scratch built engine shed. He reports: “The construction is layered styrene sheets, Evergreen shapes, brick sheets from Holgate & Reynolds, Wills and DPM pilasters. The windows are either scratch, or modified Grandt Line products. The next step is the roof and the numerous smoke jacks.”



Above and Left: Father David completed the panel shown to the left. The panel is used to control the turnouts in two staging yards. The photo above shows the panel on the layout with the two staging yards to the left of the panel. (Photos: Father David Garretson)



Left: Kai Ebinger has taken a break from building his city to work on other projects including assembling a rail truck and building some turnouts.

(continued on the following page)

(continued from the previous page)



Bill Chapin's New Haven layout was open for May 2019 meet, and hopefully will be open again in 2021 when we again meet with the NJ Division. Bill updates us on this page with his progress on the recent lower deck extension of 32' representing a section south of his existing Pittsfield area.

Above: This photo shows the plan for the Gross Marble Works and the Lee, MA freight houses and passenger station on the upper level, and the State Line yard and B&A interchange at State Line, MA on the lower level.

Upper Right: The Smith Paper Company's Eagle Mill and Columbia Mill to Lenox, MA is shown, as well as two B&A interchange/staging tracks below.

Right: This corner section shows the placement of the B&A State Line passenger station. The Lee passenger station will be above it. To the right and just beyond the main line will be the Eagle Mill. In front of that will be a representation of the Lee Center Street neighborhood.



(continued on the following page)

(continued from the previous page)

Right and Lower Right: George Miller may be the youngest member in our Division, now entering his second year of high school. The two photos to the right provide a before and after of his progress. After purchasing the 4x8 shown a few years ago, his intentions were to pair it with a 5x8 table. He has finally found the time to make this dream possible, so began work on designing and building the layout, ripping up and replacing track. The mountain in the corner is being expanded and decorated, while a coal yard and paper mill have found their homes on this evolving table. George runs Digitrax and is very much into operations. (Photos: George Miller)



Below: In the previous WP we saw the ore bin scratch built by Mark Moritz and now he has installed it on his layout.



Right: Willie Butler is doing his model railroading by running trains on his layout. After all, running trains is a great way to keep the layout maintained.



(continued on the following page)

(continued from the previous page)

Right: Andy Brusgard was modeling prototype restoration by rescuing some O Scale models from the “scrapyard” and bringing them back to operating condition. The roadname on H&D 4201 was decaled by printing the letter clear with a black background. The next step will be to apply a heavy dose of weathering. (Two Photos: Andy Brusgard)



Below: Chuck Diljak continues building freight cars and this time it is a Lehigh Valley Ice Service Car, circa 1911. The model is based on plans found in the January 1966 edition of Model Railroader. This will be a car you won't find on every layout.



Above: Chuck was going for AP judging points on this car with a fully detailed brake system. (Two Photos: Chuck Diljak)

ABOUT THE WHISTLE POST

Editor

Jim Homoki
whistlepost@nergdsd.com

Mailing Address

P.O. Box 43
Flagtown, NJ 08821

Division Photographer

Jim Walsh

Deadlines for submissions to the Whistle Post are four weeks prior to the next Division event, as announced in the prior Whistle Post.

COPYRIGHT:

© 2020 GARDEN STATE DIVISION
ALL RIGHTS RESERVED.
DISTRIBUTION OF THIS NEWSLETTER IS ENCOURAGED, BUT IT MAY NOT BE REPUBLISHED IN PART OR IN WHOLE WITHOUT WRITTEN PERMISSION FROM THE EDITOR.



~~just~~ ~~Bring 'n~~ Brag



In the good old days when we met in person at GSD events, we always had a "Bring 'n Brag" segment. This segment is where members would informally talk about a model they brought to the event. For our virtual meets, since there is no need to bring anything, the segment will be called "Just Brag."

Send photos and descriptions, as well as your name, of the projects you worked on during this

pandemic. You can send them to gsdtrains@yahoo.com.

During the next virtual event, your photos will be included in the "Just Brag" segment of the program. If you are in attendance during the event and would like to talk about the project, we will instruct you how to do so. Otherwise, one of the hosts will use the description you provided to talk about your model railroad project.

You have bragging rights!

NMRA Virtual Conventions continue under the nmra-x banner. Find the date and time of the next group of presentations on the NMRA Facebook page or the NMRA home page.



Hobby Tools, Model Trains, Accessories and Model Building Supplies

FREE CATALOG!

Micro-Mark Request your **FREE catalog*** at www.MicroMarkTrains.com
Berkeley Heights, New Jersey 07922 or call 1-800-225-1066
*Enter/mention ad code GSD

The Model Railroad Shop

290 Vail Avenue, Piscataway NJ 08854
Phone: 732-968-5696
Fax: 732-968-3314

Continuously operated since 1933

Daily 10AM - 6PM
Wed and Fri 10AM - 9PM
Sun Closed

www.themodelrailroadshop.com

Meeting Reports, past articles, and complete issues of the Whistle Post can be found on the GSD website www.nergdsd.com

The GSD now has a Twitter account and a Facebook page
Follow the GSD at
"GSD of the NMRA@GardenStateDiv"