

INSIDE

FRANKLIN FALL EVENT	1
THE CAB AND THE CABOOSE	2
TIMETABLE	3
AT THE THROTTLE	5
USING QR CODES	5
SUMMER EVENT	7
AP CORNER	8
WEST ISLAND INVITATIONAL	9
ORLANDO CONVENTION	10
TOOLS AND TIPS	13
MER CONVENTION CLINICS	13
SUMMER EVENT LAYOUTS	14
MAP AND DIRECTIONS	17
GSD INFO	18



www.nergsd.com

Contact email addresses
can be found on Page 5 and
on the website.



The WHISTLE POST

The Official Publication of the Garden State Division of the NMRA Northeastern Region

Franklin, NJ Fall Event set for Saturday September 23

The GSD is always looking for new venues within our boundaries, and has found one for the September 23 event in Franklin, Sussex County. The next event will be held at the Franklin Fire House Hall, located at 137 Buckwheat Road, just off of Route 23. A map to the event can be found on Page 17. The start time is 9:00 AM.

This event will follow the format you have come to expect with two presentations, Bring 'N Brag, model judging, door prizes, and sales tables in the morning, with layouts in the afternoon. Of course, refreshments will be available as they always are.

Four layouts are slated to be open for self guided tours, with information and photos included in this issue. Of these, two are opening the first time for the GSD. We appreciate owners Ted Pamperin, Mark Lutz, Anthony Piccirillo, and Kai Ebinger opening up for us. Maps to the layouts will be provided at the event.

The first presentation will be by Doc Bayne, on the Sterling Mountain Railway that was created in 1865. This line served the iron mines on Sterling Mountain, producing iron ore as well as billets that would then be shipped via the Erie Railroad to steel mills in Pennsylvania. This operation shut down, along with northern New Jersey iron ore mining operations, when the Mesabi Range opened as an

Inexpensive source of ore that smaller mines could not compete with. Doc will discuss the creation of the iron industry in New York and what it took to run this industry. Your Editor saw this presentation at the ELHS Eastern Meeting this Spring, and found it to be entertaining and informative.

The second presentation will be by Bruce De Young, entitled "Scenery Tips for the Last 6" of Your Layout". Bruce will provide specific tips and utilize many photos to analyze the "Background Thoughts from the AP Scenery Requirements", as detailed in the Power Point slide below. This clinic will help you achieve the desired goal of blending your scenery into the backdrop. **WP**

Background Thoughts from the AP Scenery Requirements

- Your background should continue the 'illusion of reality' that you are trying to create with your scenery.
- The background should match the scenery, and the transition where the two of them meet should be smooth and/or hidden.
- One good question to ask yourself is: Is there enough good background to allow a photo to be taken without showing other parts of the room?



THE CAB by President Bruce De Young, MMR

Conventions and Discounts

Well, Bonnie and I just returned from another one of our road trips. This time the destination was the NMRA National Convention in Orlando, with a few side trips planned for the drive home. We did cheat a bit, and took Amtrak's Auto Train down, but with our common interests in trains, I'm sure you will agree with the deviation from our usual 'drive whenever possible' trip plan.

The convention was great. We spent our time making new friends, re-connecting with old friends, attending terrific clinics, presenting a few clinics, visiting local layouts and rail-related sites, picking up a few treasures at the Silent Auction, etc. Of course, I also attended the pre-convention Board of Director's/Officers' meetings in my role as Education Department Manager for the NMRA. This time we even stayed for the National Train Show.

I was happy to spend time with other Garden State Division members. In addition to Bonnie and me, in attendance were Steve and Sue Ascolese, Scott Dunlap, and Dr. Mark Moritz. Scott was also a Clinician, and Mark had one of his models entered in the National Model Contest.

Speaking of Mark's entry in the Contest, his scratch built Hibernia O-Scale Hopper earned a Second Place overall in the Rolling Stock category. The model also won two very prestigious awards: the Most Realistic Rolling Stock Model Award offered by Iwata, and the Chairman's Choice Award. Congratulations, Mark!

(Continued on the next page)



THE CABOOSE by Editor Jim Homoki

November Model Railroad Open House

For several years now layout owners in eastern Pennsylvania, Maryland, Delaware, and southern New Jersey have been opening up their layouts to the public during select days during the month of November, which happens to be National Model Railroad Month as designated by the NMRA. Dozens of layouts of all scales open up, usually on weekends throughout the month. From a start with printed flyers, publicity moved to the internet, and now has evolved to include local NMRA Division support and co-sponsorship. The website is <http://pennsyrr.com/index.php/model-railroad-open-house> but layout information will not be posted until we are closer to November.

I've visited a number of layouts in the past, and hope to see more again this year. The program seems to grow every year in both the number of layouts and area covered. All it takes to visit a layout is to check the website for directions and times, as well as for last minute updates. Layouts are usually grouped together so that several can be seen within a few hours.

Signing up is not too difficult either, but a quality photo or two, basic layout information, and firm availability is required. There has been some desire to expand into northern New Jersey, so the GSD has assisted in contacting known layout owners to generate interest. GSD Director Jim Fawcett is the coordinator for our territory and his email address can be found on Page 5. To date, positive responses have not met expectations, perhaps due to security concerns, other rail activities, or proximity to the Christmas season. In any case, Jim is available to assist in getting layout owners set up. Scheduling takes place between September 1 and September 20, so there is not a lot of time remaining. The GSD has a lot to offer, so we're hoping enough layouts will open up to make the drive worthwhile for those from other areas. **WP**

The Timetable *Upcoming Events*

NJD Fall Event Saturday September 16, 9 AM-12 Noon, Cumberland Co. Community Church, Broad St. & Wade Blvd./1800 E. Broad Street, Millville, NJ 08332 Contest: Detailed/weathered flat cars.

GSD Fall Event Saturday September 23, 9 AM-12 Noon at Franklin Fire House Hall, 137 Buckwheat Road, Franklin, NJ. Details elsewhere in this issue.

Mideastern Region 2017 Convention "The Susquehannock" October 12-15, 2017 Sheraton Harrisburg-Hershey Hotel, Harrisburg, PA , www.mer2017.org

November Model Railroad Open House An annual event in the NJ-PA-MD-DE area where layout owners open up to the public. To visit layouts or participate see: <http://pennsyrr.com/index.php/model-railroad-open-house>

Garden State Railroad Prototype Modelers Meet November 4, 2017 at Union County Vo-Tech, 1776 Raritan Road, Scotch Plains, NJ. <http://gsrpm.org/>

Northeastern Region 2017 Convention "Rails to the Gilded Age" November 9-12, Newport, Rhode Island. Hosted by the Little Rhody Division. www.newport2017.org



Amherst Railway Society "West Springfield" MA show January 27-28, 2017. This is the 50 year anniversary for the show. www.railroadhobbyshow.com

GSD Winter Event Saturday March 3, 9 AM-12 Noon at the Fulton Friendship Lodge #102, 147 Kinderkamack Road, Park Ridge, NJ 07656.

World's Greatest Hobby on Tour Show March 10 and 11, New Jersey Expo Center, Edison, NJ www.wghshow.com

NMRA 2018 National Convention to be held in Kansas City

Northeastern Region 2018 Convention "The Erie Limited" September 13-16, Mahwah, NJ. Hosted by the Garden State Division.

Mideastern Region 2018 Convention "Crossroads of the MER" October 3-7, Rockville, MD

NMRA 2019 National Convention to be held in Salt Lake City

(The Cab continued from the previous page)

By the way, there were a few volunteers videotaping some of the clinics in Orlando. Right now, other volunteers are editing the videos and they will soon be available on the NMRA Website on the Members' Only side. Look under the Education Department tab. One of my clinics will be among that collection.

Bonnie and I are already looking forward to attending next year's National Convention in Kansas City, Missouri, from August 5-12, 2018. It is time to start planning that road trip!



Hibernia hopper scratch built in O Scale by Dr. Mark Moritz

Member Discounts Announced!

At the Mid-Year Board of Directors' Meeting in February, your leadership team decided to organize a formal program that would bring purchasing discounts to members of the NMRA. A small group of five volunteers set about contacting vendors to see if such discounts could be arranged. I am delighted to be one of those five individuals. The other members of that group are Directors Joe Gelmini and Peter Youngblood, MMR, both from the Atlanta area; Vice President for Special Projects, Gerry Leone, MMR from Minnesota; and Marketing Consultant Christina Ganzer Zambri, also a GSD member.

This program was formally announced at the General NMRA Member Meeting in Orlando, and by now you should have received notice of the program through Facebook, and our e-Bulletin. The announcement will also be in the next issue of the NMRA Magazine. *(Continued on the next page)*

NEXT DIVISION EVENT

TIME:

9:00 AM TO 12:00 PM

LAYOUT SELF GUIDED TOURS

1:00 PM TO 4:00 PM

DATE:

SATURDAY, SEPTEMBER 23

LOCATION:

FRANKLIN FIRE HOUSE HALL

137 BUCKWHEAT ROAD

FRANKLIN, NJ

EVENT FEE: \$5

WEBSITE FOR MEETS:

SEE PAGE 3 AND

[HTTP://WWW.NERGSD.COM/
UPCOMING.HTML](http://www.nergsd.com/upcoming.html)

AGENDA:

REFRESHMENTS

TWO CLINICS

WHITE ELEPHANT TABLES

BRING 'N BRAG

DOOR PRIZES

MODEL JUDGING

LAYOUT TOURS

(The Cab continued from the previous page)

For me, the member discounts offered by just two of the participating Partners will pay for my yearly membership in the NMRA. This should once and for all answer the familiar question of "What do I get for my membership dollars?"

To keep track of those vendors participating in the program, and for up-to-date instructions on how to access those discounts, you will simply go to the Members' Only side of the NMRA Website and select 'Membership' from the tabs along the top line. Then click on 'Member Home'. You will now see the 'Benefits' tab near the right column as indicated below. The NMRA Partnership Program will list all the Partners offering discounts on purchases to NMRA members. The Member Discount Program found

just below the Partnership Program link lists local hobby shops, museums, and Tourist Railroads that offer discounts to members. Check back frequently, because we are adding new Partners on a regular basis. How about it? Armed with this information, can you convince a few modeling friends that it makes financial sense to join the NMRA? I hope so!

In conclusion, the fall conventions are right around the corner. These include the MER Convention in Harrisburg, PA in October (<http://www.mer2017.org/>) and the NER Convention in Newport, RI in November (<http://www.newport2017.org/>). I hope to see you at one or both!

I also hope to see you at our fall event in Franklin, NJ on September 23rd. WP

The screenshot shows the NMRA website's members-only section. The top navigation bar includes links for 'Home', 'In The News', 'Education', 'Standards', 'Regions', 'Conventions', 'Calendar', 'Membership', and 'Contact'. Below this, a secondary bar highlights 'Member Home', 'Model RR Directory', 'Data Sheets', 'Publications', 'Promo Materials', 'Benefits', and 'Store'. A green arrow points to the 'Benefits' tab, which has a dropdown menu showing 'NMRA Partnership Program', 'Member Discount Program', 'Member Video Library', and 'Pike Registry'. The main content area features a video player titled 'NATIONAL CONVENTION VIDEO CLINICS' with the subtitle 'STREAMING VIDEOS FOR YOUR EDUCATION'. To the right of the video are three large buttons: 'VIEW YOUR NMRA MEMBERSHIP' (orange), 'VISIT THE NMRA FORUMS' (blue), and 'WATCH CLINIC VIDEOS' (red). The bottom of the page shows a Windows taskbar with the date and time as 2:15 PM on 8/15/2017.

AT THE THROTTLE

President and
Achievement Program Chair
Bruce De Young
pres@nergsd.com

Immediate Past President
Ciro Compagno
richmondharbor@gmail.com

Vice President and Clinic Chair
Jim Fawcett
vp@nergsd.com

Treasurer and NER Director
Bob Dennis
treas@nergsd.com

Secretary
Jim Walsh
sec@nergsd.com

Director and
Public Relations Chair
Andrew Brusgard
ajb1102@comcast.net

Director and Webmaster
Tom Wortmann
webmaster@nergsd.com

Director and Membership Chair
Tom Casey
members@nergsd.com

Director and WP Editor
Jim Homoki
whistlepost@nergsd.com

Director
Mark Moritz
mwmoritz@optonline.net

Director
Chuck Diljak
nmra_chuck@yahoo.com

Director
Fred Dellaiacono
ramapo41@gmail.com

Director
Paul Harbord
pwharbord@gmail.com

USING QR CODES

Or, what are those funny looking diagrams included in the layout tour maps?

By Chuck Diljak

Over the last couple years, you may have noticed those funny looking diagrams included with the layout maps handed out at GSD meets. Those funny looking diagrams are called QR Codes, which were invented in 1994. They are similar to the bar codes used on products you see in grocery stores, however those bar codes are one-dimensional using lines while QR Codes are two-dimensional. This provides for more flexibility in their use. There are many QR Code generators available on the internet, and we have been using QRStuff.com.

Most smartphones come equipped with a QR Code reader application. It uses the camera function of the smartphone to scan the bar QR Code. The most common use of QR Codes, today, is for advertising and will open up a webpage on your smart phone. An example is the QR code shown here, which will take you to the GSD's home webpage.

If a QR code can take you to a webpage, and knowing that navigational maps are also a webpage, it was not much of a leap to use QR Codes to help provide navigation directions for our meets. There are many members who do not have a GPS system in their cars, but if they have a smartphone, they can get a GPS navigation system for free. But, you may need to install an app or two on your smartphone.

First of all, take a look to see if your smartphone is equipped with a QR Code reader application. If you cannot find an application for reading QR Codes on your Smartphone, search for the QR Reader application by Tap Media in iTunes or Google Play, depending on the type of smartphone you are using. Download it and install it on your smartphone.

While you are at it, look to see if the Google Maps application is installed on your smartphone. The QR Codes we have created will launch Google Maps. Just use your QR Reader application to scan the QR Code and follow the steps on the next page. And, enjoy the ride!

(Continued on the following page)



The GSD Welcomes New Members

The following have joined the NMRA and GSD within the last few months. Please welcome them:

Woodward Family
William Craig

Gary Delmoro
John Magazino

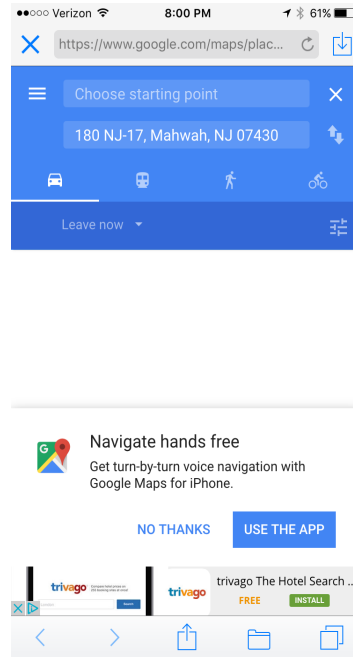
Don Walsh
Eva McHale

Libby Lane
P. McHale

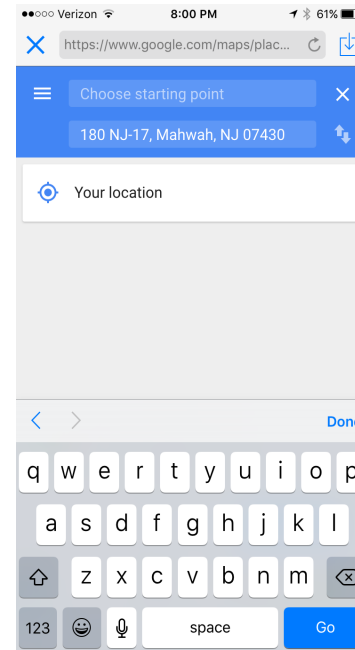
(Continued from previous page)



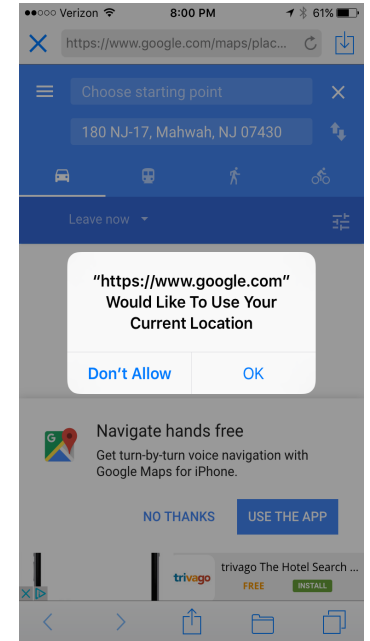
Step 1: Click on the blue arrow in the lower right



Step 2: Click on “Choose Starting Point” near the top

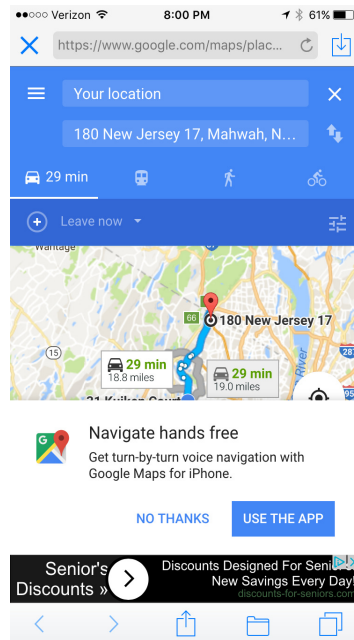


Step 3: Click on “Your Location”

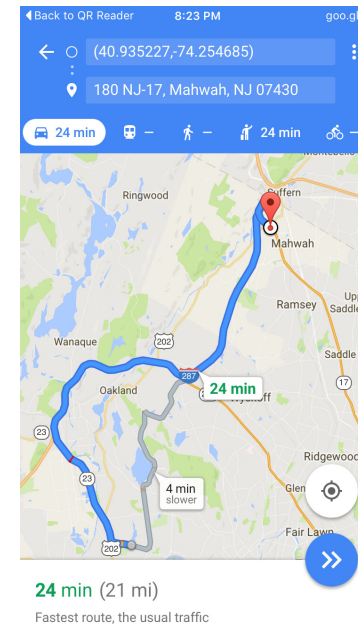


Step 4: If prompted, press “OK” to use current location

To read a QR Code on your Smartphone, just follow the six steps on this page.



Step 5: Click on “Use the App” in the lower right



Step 6: Click on blue arrows in lower right

SUMMER EVENT ON STATEN ISLAND

By Bruce De Young, Photos by Jim Walsh

When planning our Summer Event, we knew it was a gamble to schedule it for July 1st at the beginning of a long 4th of July holiday week, but the gamble paid off. We had good attendance from the Garden State Division, plus attendees from three other Divisions: The Sunrise Trail and Metro North Divisions from the Northeastern Region, plus the New Jersey Division from the Mid-Eastern Region.

In the morning attendees were treated to two clinics. Tom Wortmann presented a clinic on making trash to serve as a scenic detail on your layout or diorama, and Chuck Diljak presented a clinic on the many structures that could be found on the site of an anthracite mine. Both clinics were well received.

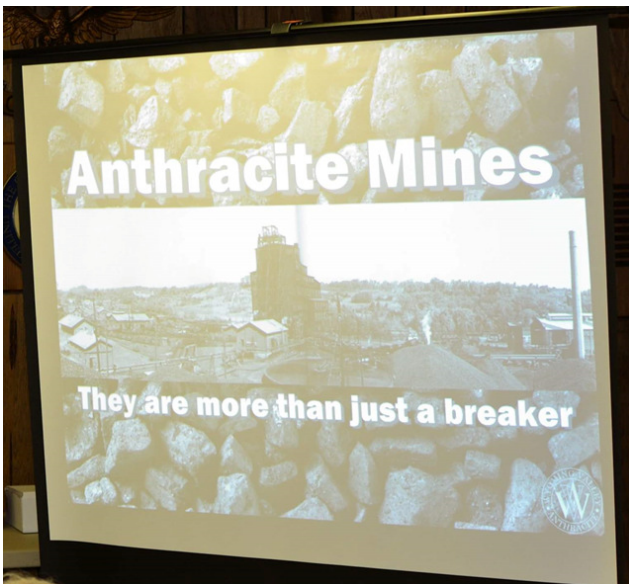
We also had quite a number of attendees bring models to discuss during our 'Bring and Brag' session. It was nice to see several N-scalers in the group.

After lunch, there were three layouts open on the Island, plus an optional tour of the old US Gypsum Plant that had been rail-served. A map showing other railfan sites was also provided.

Many thanks to our Staten Island members for organizing a great event! **WP**



Above: Mark Pitanza discussing the diorama he brought for 'Bring and Brag'



Left: Title Slide from Chuck Diljak's great clinic on the structures found at Anthracite Mines

Right: Clinician Tom Wortmann receiving a token of appreciation from President Bruce De Young



THE CLUB CAR

Garden State Model
Railway Club
575 High Mountain Road
North Haledon, NJ 07508
www.gsmrrclub.org

The Model Railroad Club
295 Jefferson Avenue
Union, NJ 07083
<http://tmrci.org>

New York Society of Model
Engineers
341 Hoboken Road
Carlstadt, NJ 07072
www.modelengineers.org

Pacific Southern Railway Club
26 Washington Street
Rocky Hill, NJ 08553
www.pacificsouthern.org

Ramapo Valley Railroad Club
620 Cliff Street
Ho-Ho-Kus, NJ 07423
www.ramapovalleyrailroad.com

Bound Brook Presbyterian
Railroad Club (BBPRR)
Bound Brook Cemetery
Office Building
500 Mountain Avenue,
Bound Brook, NJ 08805
billandmartha3@verizon.net

Staten Island Society of
Model Railroaders
Train Club Room, 3rd Floor
Staff House, Seaview Hospital
460 Brielle Avenue
Staten Island, NY
[http://sismrinc.tripod.com/
index.html](http://sismrinc.tripod.com/index.html)

AP Corner *By Bruce De Young, MMR - Achievement Program Chair*

On Saturday July 1st, at our Summer Event on Staten Island, I was delighted to present Chuck Diljak with his AP Structures Certificate. This certificate is usually ranked as one of the more time consuming to earn by Achievement Program participants. It requires the construction of twelve (12) structures representing at least six (6) different types of structures, one of which must be a bridge. Furthermore, at least six (6) of the structures must be scratch built. Those that are not scratch built must be 'super detailed'. Finally, at least six of the models must earn a Merit Award.

Many of you have seen some of Chuck's structures, either gracing the pages of Railroad Model Craftsman, or when he brings them to our Events for 'Bring and Brag' time.

On this and the following page are a few photos of two of Chuck's models that were featured in RMC. **WP**



Above: Chuck's scratchbuilt Hoist House



Left: Chuck Diljak's scratchbuilt Fan House is one of several structures that would be present at an anthracite mine

(Continued on the following page)

(Continued from previous page)



Above: Chuck receiving his Structures Certificate from Bruce De Young



Above: A partial interior view of Chuck's Hoist House

West Island Model Railroad Club Fall Invitational Operations Session Saturday, October 28th

The West Island Model Railroaders will host another of their Fall Invitational operating sessions on Saturday, October 28th at their Hicksville, NY location. The session will begin with a group orientation at 10:30 AM, run about 4 hours, and conclude by 3:00 PM. A light supper will be offered after the session concludes.

In addition to road and yard crews, the club is always looking for experienced people to fill in as a dispatcher and yardmaster at these sessions, working with

West Island members. If you are interested, please let the club know in your reply email.

More information about the club can be found on their Facebook page (search @WestIslandModelRailroaders), or www.wimrrc.com.

If you would like to attend, please send an email to: westislandmrrc@yahoo.com. The club will send more details closer to the date of the session. **WP**

Orlando National Convention: Planes, Trains, or Automobiles?

By Bruce De Young, MMR

President, Garden State Division

Bonnie and I really detest flying. We are not afraid of flying, but the hassle at the airport and the 'less than human' way you are treated by most airlines has us disgusted. So, we usually drive places, especially if it is 3 or less days away. So, my first impulse on considering how to get to Orlando for the National Convention this year was to drive. Then a light bulb went off. We have been considering some trips via Amtrak, so why not try the Amtrak's Auto Train to Orlando? As a candidate for a trial run, the Auto Train has some real plusses. First, it is non-stop. No bumps and nocks associated with starts and stops at stations along the way that you would experience while trying to sleep on other Amtrak routes. Second, it is relatively short. Pick up the train in Lorton, Virginia at 4 p.m. one afternoon and arrive in Sanford, Florida at 9 a.m. the next morning. Only one night of sleep instead of several on a longer trip. Finally, for us, we could stop by our son's house in Virginia the night before, giving us a leisurely half-hour trip from there to Lorton to pick up the train. We would have our car, too, thus eliminating the cost of renting the car for the 9 days we planned on being in Orlando. It just made sense. So, Trains won out over Planes or Automobiles. (Although we will take a pleasant drive home visiting friends along the way.)

From both our pre-trip research and our experience, I will give you all some tips on traveling Amtrak in general and the Auto Train in particular.

First, don't be tempted to sleep in the 'coach class' cars. Although you might be able to get as much sleep as you would on an airlines' 'Red Eye' flight, you can expect to get little or no sleep after 5 a.m. Once the first person in the car wakes up and starts talking to his/her friends, it is over. For the difference in price, get the roomette or the bedroom upgrades. If traveling singly, the roomette might be tempting, especially if you don't mind walking down the car in the middle of the night to use the common bathroom. Bedrooms have their own bathroom. Not large – similar in size to those on airlines – but it is yours. (The bedrooms are 6'-6" x 7'-6" and the roomettes are 6'-6" x 3'-6".) As for sleeping, both Bonnie and I slept fine. It was a good test run!

Right: Amtrak's car loading facility in Lorton, VA. Fully enclosed, double deck carriers are used.

Second, even if you have paid for a roomette or bedroom, you do not have to sit in there for the entire trip. The chairs in the lounge car are more comfortable, and you get a chance to talk to your fellow travelers – if you so desire. And, there is no pressure to purchase any drinks, etc. in that car. Bring along a deck of cards, or your favorite reading material, and have at it!

Third, the food isn't bad. Realize that you are not going to a fancy restaurant, but it is sure a step above airline food. On our trip on the Auto Train, we had a nice dinner and a breakfast in the dining car.

Fourth, they start accepting cars as early as 11:30 a.m. and want you there before 2:30 p.m. Unless you are paying the extra \$50 to have your car be one of the first 30 off the train in Florida, there is no reason to get there before 1:30 p.m. (We did not pay the extra fee, and our car was off the train in about a half-hour.)

So, give it a try. We were actually surprised about the number of people traveling with us on this late July trip. There were 397 cars loaded aboard, and with most having multiple occupants. Plus, there were many travelers along who did not bring their cars aboard. It looks like the Auto Train is one of Amtrak's profitable routes.

(Continued on the following page)



(Continued from the previous page)



Above: Amtrak's B32-8WH. Once leading such named trains as the "Sunset Limited" and the "Silver Meteor", it now switches the loaded car carriers onto the end of the Auto Train.



Above: Amtrak's cars were in very good condition



Left: The Auto Train's double headed front end power

(Continued on the following page)

(Continued from the previous page)



Left: This photo show about half of our bedroom. The bathroom is just behind that small sink on the left, and there is a Captain's Chair next to the window on the left. The couch sections recline and also fold flat to form one bed. The second bed folds down just above the headrests on the couch.

Right: The lounge car is very comfortable. Although usually busier than this, there was always plenty of room. The bar area is in the center of the car.



TOOLS AND TIPS: HOLIDAY GIFT PACKS

By Jim Walsh

Well, the summer is wrapping up and we are preparing for our Fall Event. The Holiday Season will be here soon enough but I want to take this time to offer a tip related to buying some tools. During the Holiday Season each year, the home centers and hardware stores begin to display special tool packages intended for gifts. My tip is to make sure to take a good look at those packages because some of them are not found throughout the year. In the past, I have purchased some of these "gifts" for myself as well as others. One example is a two pack of "pistol grip" needle nose pliers. The gift pack price got my attention and I thought that those pliers could be handy but since then I discovered that they are great for certain jobs. My advice is to keep an eye on those special tool gift packs. The price may be an offer you can't refuse and you may be introduced to your next indispensable tool. WP

Below: Great tools that Jim found in a holiday gift display.
Keep an eye out for similar finds.



A FEW SUSQUEHANNOCK CONVENTION CLINICS

Below are just a few of the 77 scheduled clinics being offered at the MER October 12-15 Susquehannock Convention in Harrisburg to show the extensive quality and variety being presented. All of the clinics, their summaries, names of their clinicians, and short clinician bios can be found at the convention website: mer2017.org.

Harris Tower—Then, Today, and the Future by Dan Rapak

Building the Colorado Model Railroad Museum by the layout's designer and Division member David Trussell

Building In Brass by award winning Division member Alan Mende.

Down to the Sea In Trains and Modeling Railroads of the Civil War by nationally known civil war expert Bernard Kempinski

Layout Command & Control (LCC)—Future Worldwide Model Railroad Layout Control Standard; Get to Know WOWsound—Why It's the Best; and WOWkits Make Sound Better, all by John Forsythe, President of TCS

Logging Railroads of Pennsylvania, a double clinic by Bruce DeYoung, MMR, and NMRA Education Department Manager

Improving Your Trucks & Trains and Scenery Along the Right Away by nationally known photographer, author, and Model Railroader Magazine Contributing Editor Lou Sassi

Time Table & Train Order (TT&TO) Operations, a two part clinic, and South Penn TT&TO Operations Lab (Friday evening restricted ops session) by nationally known TT&TO expert, former NMRA Regional President, and former OPSIG President Steve King

Creating Photo Backdrops of Historical Scenes and Modeling Mt. Union by nationally known expert on all things East Broad Top Railroad, President of the Friends of the EBT, and Division Director Lee Rainey

This convention will also present an all day Saturday Railroad Prototype Modeler (RPM) dedicated clinic room reserved for a series of 5 excellent RPM related clinics.

Start your planning now for not only a great selection of clinics but also several superb prototype trips, contest and RPM displays, modular layouts, layout open houses, op sessions, and many more great convention activities. WP

LAYOUTS FOR THE FALL EVENT

Ted Pamperin will open his layout again for the GSD. Ted's large HO scale C&O and HOn3 Mann's Creek layout is fully scened and operational. The era is 1943 so wartime traffic is heavy, and all power is steam—most of it very large! The setting features the division point of Hinton, WV, with the main line to the east and west of there.

Ted installed a CTC system on a section of the layout a few years ago, and recently added an ABS signaling system on the rest of the main line. NCE DCC is used, with operations closely following prototype practices.



Above: A double track main line runs between commercial buildings and engine facilities at Thurmond, WV, much like the real location.




Left: A view of the large engine servicing facilities at Hinton. Being a division point, and following practices of the period, locomotives and cabooses are changed on all trains. Operations require a full time hostler to provide inbound servicing and for positioning outbound power.

LAYOUTS FOR THE FALL EVENT



This is the first time Mark Lutz will have his layout open for a GSD tour. Mark models an HO scale single-track branch line loosely based on the Erie Railroad Jefferson Division in the steam to diesel transition era. It currently features about 25 scened feet while work continues on a new peninsula and associated second level. Control is DCC using NCE radio throttles.



LAYOUTS FOR THE FALL EVENT

Anthony Piccirillo will open up his HO scale layout after an absence of several years. The layout is two levels, approximately 16'x20', set in the 1948-1950 period. Power is mostly steam and small diesel. "The Little Giant", as the P&LE was nicknamed, serviced the coal and steel industry in Western Pennsylvania.

The lower level includes Youngstown, Ohio with a turntable and yard, New Castle Yard, the St. Joseph Coal Company and yard; and raw material car float.

The upper level includes a Walthers blast furnace, cement companies, iron and steel distributors, a coke refinery, an electric furnace, and the McKees Rock PL&E repair shop. The centerpiece of the upper level is the Pittsburgh Steel Company. **WP**



Above: A scene on Anthony's layout

Above Right: The turntable and roundhouse show some of the locomotives as well as Kai's modeling skills

Right: This scene displays some of the structures and scenery as well as the unique locomotives on this layout

This is the first opportunity for GSD members to see the HO layout that Kai Ebinger has assembled. Measuring 12'x27', the DCC layout is a freelance with several American railroads and there is also some equipment from Europe. The roster represents Kai's interests and includes steam, diesel and electric locomotives pulling both freight and passenger trains. All the trackwork is complete and the scenery is about 30% completed. The structures are a combination of plastic kits, craftsman structure kits and scratch built. **WP**

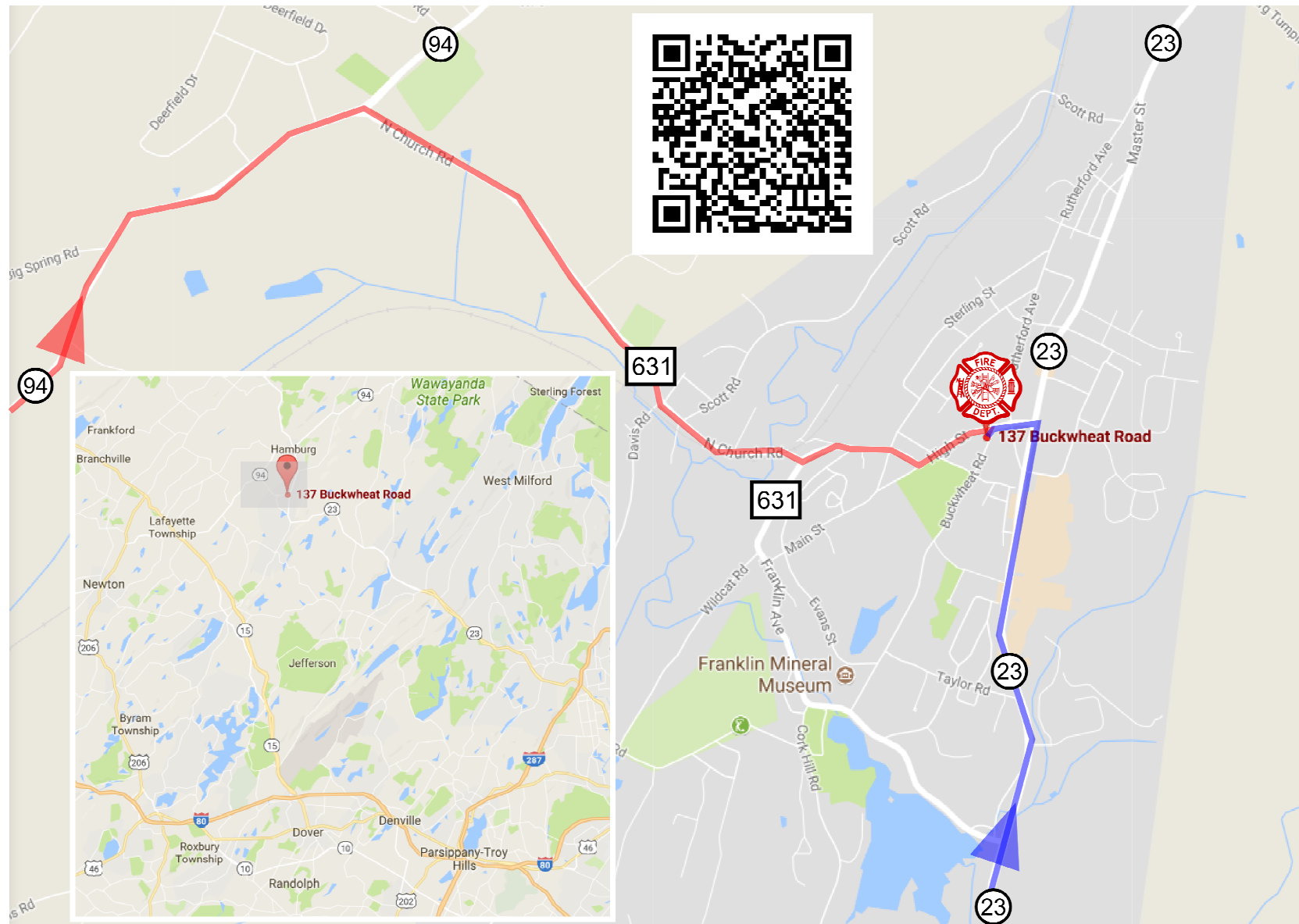


DIRECTIONS FROM THE WEST: Route 94 to CR 631/N Church Road. Turn left onto Fowler St., which becomes Junction Street. Turn left onto High Street. Firehouse is on the right when turning onto Buckwheat Road.

MAP FOR THE FALL EVENT

**Franklin Fire House Hall
137 Buckwheat Road
Franklin, NJ**

DIRECTIONS FROM THE EAST AND SOUTH: Route 23 North to High Street. Firehouse is on the right when turning onto Buckwheat Road.



ABOUT THE WHISTLE POST

Editor

Jim Homoki
whistlepost@nergds.com

Mailing Address

P.O. Box 43
Flagtown, NJ 08821

Technical Assistant

Chuck Diljak

Division Photographer

Jim Walsh

Deadlines for submissions to the Whistle Post are four weeks prior to the next Division event, as announced in the prior Whistle Post.

COPYRIGHT:

© 2017 GARDEN STATE DIVISION

ALL RIGHTS RESERVED.


DISTRIBUTION OF THIS NEWSLETTER IS ENCOURAGED, BUT IT MAY NOT BE REPUBLISHED IN PART OR IN WHOLE WITHOUT WRITTEN PERMISSION FROM THE EDITOR.



The GSD now has a Twitter account and a Facebook page

Follow the GSD at "GSD of the NMRA@GardenStateDiv"

Meeting Reports, past articles, and complete issues of the Whistle Post can be found on the GSD website
www.nergds.com



Atlantic Resort Newport
240 Aquidneck Ave., Middletown, RI

- Newport Tours & Activities
- Prototype Rail Trips
- Model Rail Open Houses
- Model Rail Clinics
- General Interest Clinics
- Photo & Model Contest
- And Much More!

Saturday Train Show
9:00-2:00
Free to Public!!!

To register or for more information:
www.newport2017.org



Not getting the bi-monthly NMRA eBULLETIN?

The new **NMRA eBulletin** comes out every other month near the 1st of the month. Either your SPAM filter is blocking it, or you need to update your email address. Go to:

<http://www.nmra.org/nmra-magazine>

NER Convention Mahwah, New Jersey



September 13-16, 2018

The Model Railroad Shop

290 Vail Avenue, Piscataway NJ 08854
Phone: 732-968-5696
Fax: 732-968-3314

Continuously operated since 1933

Daily 10AM - 6PM
Wed and Fri 10AM - 9PM
Sun Closed

www.themodelrailroadshop.com

THE BIG LITTLE RAILROAD SHOP

63 West Main Street, Somerville, NJ 08876

Hours: Tuesday-Friday 11:00 am-7:00 pm
Saturday 11:00 am-5:00 pm
Sunday 12:00 pm-4:00 pm

"NOT JUST TRAINS"

Slot Cars, Plastic Kits, Modeling & Diorama Supplies Too!

908.685.8892

www.biglittle.com
e-mail: jan@biglittle.com