

INSIDE

CONVENTION!	1
THE CAB AND THE CABOOSE	2
TIMETABLE	3
I FOUND A NEW RELIGION	3
AT THE THROTTLE	5
SUMMER EVENT PHOTOS	5
CLUB CAR	6
TOOLS AND TIPS	7
AP CORNER	8
NJ DIVISION ANNIVERSARY CAR	9
GSD INFO	10



www.nergds.com

Contact email addresses
can be found on Page 5 and
on the website.



The WHISTLE POST

The Official Publication of the Garden State Division of the NMRA Northeastern Region

One Month to the Convention! By Chuck Diljak

Have you registered for it, yet?

The Erie Limited NER Convention is right around the corner, on September 13-16. Not only is it right around the corner, it is right in your neighborhood. The convention is at the Doubletree Hotel in Mahwah, NJ.

For those of you that cannot commit to a multi-day convention, but want to see what it is all about, there is also an option to register for one day of the convention.

You can register to attend on Friday or Saturday. One-Day registrants have access to all the events occurring that day, just as full-convention registrants do.

So, hurry now. You can register on-line until September 8 at ErieLimited.org. Still not sure? After September 8, you can register at the convention hotel during the convention.

There will be over 50 unique clinics at the convention, covering railroad history, layout design, modeling tips, and more. Much more. There are clinics that you can get up close to the clinician giving the clinic, seeing what they are demonstrating during Works-in-Progress clinics. Visit the convention website to see the descriptions and schedule for all of the clinics.

There will be open houses for many layouts in the area, many making their debut. See what these layout owners have been working on since you last saw them. Or, see them for the first time. It is a chance to learn from and be inspired by them. The convention website has information about each of the layouts and the open house schedule.

And, don't forget the tours. There are tours for Sterling Hill Mine, the Hudson-Bergen Light Rail and Hoboken Terminal, and Mahwah Museum.

Thursday night features a reception to kick off the convention. And, on Saturday night, a banquet is planned featuring well known modeler and author, Bernie Kempinski.

There will even be a few vendors at the hotel, including Erie Lackawanna Railroad Historical Society, Funaro & Camerlengo, METCA, Micro-Mark, and Ontario & Western Railway Historical Society. **WP**

**ONE-DAY
REGISTRATIONS
AVAILABLE**

NER Convention

2018

Mahwah, New Jersey

September 13-16, 2018







THE CAB by President Chuck Diljak

Time to Stretch

Do your arms feel heavy? Give them a stretch! Raise them up. We are looking for some volunteers. The NMRA is an organization comprised of volunteers. It is the comings and goings of volunteers over the years that keeps the organization thriving, with new ideas, energy, and talents. What are we looking for?

First off, we could really use some help with our web presence. Tom Wortmann built and continues to maintain our current website. But, the technology behind the website is old technology. And, it is also an area where we could use some redundancy. Having only one person with the keys to the car is never a good idea, as I have learned in my professional life. If you have website design and maintenance knowledge, how about giving those arms a stretch?

At the last GSD event in Flemington, I passed around a clipboard asking for volunteers to give clinics at future events. Happily, six people stepped forward to give clinics. We will be getting in touch with them in the near future. And, I think I will continue passing the clipboard around at future events. This is one of the goals, and an important one, of the NMRA: To educate. Take a look around you and see what you have done or learned in building your layout. Is it something you can share with other GSD members as a clinic? How about giving those arms a stretch?

We also asked for volunteers to help with the 4-H Scale Modelers Club during the Flemington event. The GSD board has not determined if we are going to do this in the coming year. One of the deciding factors will be how many volunteers we have. The club meets every month, and all we are asking is to help out for one of their meets. We will need more than the three that volunteered in Flemington. So, how about giving those arms a stretch?

And, lastly, we are in a stretch of our own. The home stretch towards the NER Convention in Mahwah, NJ on September 13-16. The Erie Limited will need volunteers to help during the convention at the information table, clinic rooms, and raffle room. How about giving those arms a stretch?

It is time to stretch.

Chuck



THE CABOOSE by Editor Jim Homoki

Something Different

As the announcer would say on Monty Python, "Now for something completely different." I thought I'd share a few photos taken in July while on vacation in Europe. I'm not a modeler of steam, and don't even own a model of one, but there was a lot of interesting equipment at the Hungarian Railway Museum in Budapest, <http://www.vasutfortenepark.hu/> (caution, it is in Hungarian!). No one else in my family was interested, so I went by myself, taking the Metro (subway) and two trams to get there.

They had a tremendous variety and quantity of equipment, from steam, diesel, and electric locomotives to passenger cars to MOW. Facilities included two turntables with one large roundhouse, a building with several small model railroads, and a ride-on railroad for the kids (and adults) of about 8" gauge that included a live steamer.



If I was to note one difference between this museum and museums in the US, it would be the lack of restrictions on climbing equipment. A few areas were roped off, but one could climb onboard most of the locos and cars whether there was a step ladder available or not! Clearly, there are not enough lawyers there to protect us from ourselves.

(Continued on Page 8)

The Timetable *Upcoming Events*

Northeastern Region 2018 Convention "The Erie Limited" September 13-16, Mahwah, NJ Hosted by the Garden State Division. www.erielimited.org

NJ Division September 22, Deptford Twp. Municipal Building, 1011 Cooper Street, Deptford, NJ 08096 9 AM-12 Noon, Favorite Passenger Train/Car contest and 7 layouts open <http://www.njdivnmra.org/>

MidEastern Region 2018 Convention "Crossroads of the MER" October 4-7, Rockville, MD <http://potomac-nmra.org/MER2018/Main/index.html>

Great Scale Model Train Show October 7-8, Timonium, MD <https://www.gsmts.com/index.htm>

Garden State Railroad Prototype Modelers Meet November 3, 2018 at Union County Vo-Tech, 1776 Raritan Road, Scotch Plains, NJ. <http://gsrpm.org/>

NYSME/METCA Joint Swap Meet Saturday November 3, 2018 St. Joseph's School, 120 Hoboken Road, East Rutherford, NJ 9 AM-2 PM, Admission \$5.00, Wives and Children under 12 free

NJ Division November Meet, location TBA, 9 AM-12 Noon, layouts to be open <http://www.njdivnmra.org/>

New York Society of Model Engineers Holiday Open House 2018 Winter Exhibition Saturdays and Sundays November 17-18, December 1-2, 8-9, 29-30 1 PM-6PM, Donation Adults \$7, Children ages 5-11 \$1, under 4 free.

NJ Division January Meet, Grace Episcopal Church, 7 East Maple Avenue, Merchantville, NJ 08109 9 AM-12 Noon, Layouts open Friday night and Saturday afternoon <http://www.njdivnmra.org/>

Amherst Railway Society "West Springfield" show January 26-27, 2019 www.railroadhobbyshow.com

GSD Winter Event to be held Saturday February 23 at the Oakland Public Library, Oakland, NJ. Note that the start time will be 9:30 AM,.

NMRA 2019 National Convention to be held in Salt Lake City

Northeastern Region 2019 Convention "Empire Junction" September 19-22, 2019, Syracuse, NY www.empirejunction.org

I Found a New Religion

By Chuck Diljak

A few years ago, I discovered a religion I never knew existed. Only people in the know seem to know about it. They are loyal followers to keep this religion secret, so long. A secret society, they are. An underground religion. But, its followers let it slip out in the hobby press. They didn't give it a name. So, until someone comes up with a better one, I will call myself a Glosscotant.

I think the religion was formed from the Bible quote, "Two are better than one." You see, us Glosscotants apply two coats of Testor's Glosscote when decaling our models. That's right. Two. Blasphemy.

I never would have thought two coats would make any difference in the process. But, those in the know have shown me the light. I have practiced this religion over the last couple years, and each time, my faith is renewed, restored and recharged.

Before becoming a Glosscotant, I was deeply disturbed by the evil process of decaling a model. No matter how diligent I was in using one coat of Testor's Glosscote as the base, setting the decal with Microsol spirits, and applying a final coat of Testor's Dullcote, I always came away dissatisfied with the final result. I could see the decal film or silvering in some spots. I lost faith in the process. I was in search of a new religion.

Then, that someone in the know leaked it to the press. I was skeptical, but intrigued. "Two are better than one," they said. So, I decided to test their commandment. I applied the base coat of Testor's Glosscote. I applied the decals and set them into position with Microsol spirits, as before, and let the model dry. Then....

I applied a second coat of Testor's Glosscote. That's right. One is good, two must be better. Blasphemy. What do I have to lose? I already lost faith in the old process. But, this second coat of Testor's Glosscote is magical. It does something that cannot be explained by us mortals. Because, after this coat of Testor's Glosscote dries and I apply a coat of Testor's Dullcote, the decal film magically disappears. Gone. The evil spirits of silvering? Gone. Hallelujah! I am a believer!

I found a new religion. I have converted to Glosscoticism. Now, I am spreading the good word. **WP** *(See photos on the following page)*

NEXT DIVISION EVENT

THERE WILL BE NO FALL DIVISION EVENT DUE TO THE TIMING OF THE ERIE LIMITED NER CONVENTION. THE WINTER EVENT WILL BE HELD ON FEBRUARY 23, 2019.

TIME:

9:30 AM TO 12:30 PM
(NOTE START TIME CHANGE)

DATE:

SATURDAY, FEBRUARY 23

LOCATION:

OAKLAND PUBLIC LIBRARY
2 MUNICIPAL PLAZA
OAKLAND, NJ 07436
EVENT DONATION: \$5

WEBSITE FOR MEETS:

SEE PAGE 3 AND
[HTTP://WWW.NERGS.D.COM/](http://WWW.NERGS.D.COM/)

AGENDA:

REFRESHMENTS
WHITE ELEPHANT TABLES
TWO CLINICS
BRING AND BRAG
MODEL JUDGING
LAYOUT TOURS

*(Continued from the
previous page)*

The equipment photos on this page show how well Chuck's procedure of overspraying with Glosscote works. With his conversion to a Glosscotant he is a firm believer that this is a better way to complete the application of decals. You'll be able to see these models and more at Chuck's open house during the Erie Limited convention.



AT THE THROTTLE

President
Chuck Diljak
nmra_chuck@yahoo.com

Immediate Past President
Ciro Compagno
richmondharbor@gmail.com

Vice President and Clinic Chair
Jim Fawcett
vp@nergds.com

Treasurer and NER VP
Bob Dennis
treas@nergds.com

Secretary
Jim Walsh
sec@nergds.com

Director and
Public Relations Chair
Andrew Brusgard
ajb1102@comcast.net

Director and Membership Chair
Tom Casey
members@nergds.com

Director and WP Editor
Jim Homoki
whistlepost@nergds.com

Director
Mark Moritz
mwmoritz@optonline.net

Director
Jim Rizzolo
rizzolojim@gmail.com

Director
Fred Dellaiacono
ramapo41@gmail.com

Director
Paul Harbord
pwharbord@gmail.com

Webmaster
Tom Wortmann
webmaster@nergds.com

Division AP Chairman
Steve Ascolese
ap@nergds.com

SUMMER EVENT PHOTOS

Photos By Jim Walsh

The summer event was held at the Lone Eagle Brewing Company in Flemington, NJ. On this page and the next are photos of the activities.[WP](#)

Right and Below Right: Chris Oliva brought an N scale display of the NJ Transit Newark Airport Station to demonstrate the use of different types of LED lighting.

Below: Chris receives an award of appreciation from Chuck Diljak.



THE CLUB CAR

Garden State Model
Railway Club
575 High Mountain Road
North Haledon, NJ 07508
www.gsmrrclub.org

The Model Railroad Club
295 Jefferson Avenue
Union, NJ 07083
<http://tmrci.org>

New York Society of Model
Engineers
341 Hoboken Road
Carlstadt, NJ 07072
www.modelengineers.org


Pacific Southern Railway Club
26 Washington Street
Rocky Hill, NJ 08553
www.pacificsouthern.org

Ramapo Valley Railroad Club
The Club is looking for a new
building to start a new layout
www.ramapovalleyrailroad.com

Bound Brook Presbyterian
Railroad Club (BBPRR)
Bound Brook Cemetery
Office Building
500 Mountain Avenue,
Bound Brook, NJ 08805
billandmartha3@verizon.net


Staten Island Society of
Model Railroaders
Train Club Room, 3rd Floor
Staff House, Seaview Hospital
460 Brielle Avenue
Staten Island, NY
[http://sismrinc.tripod.com/
index.html](http://sismrinc.tripod.com/index.html)

(Summer Event continued from the previous page)



Left: Shane Blische is recognized
by Chuck Diljak for his historical
presentation on the Bel-Del
(Belvedere & Delaware).

Below: Train rides behind steam on
the Black River & Western were
available in the afternoon.



TOOLS AND TIPS: CORRUGATED ROOFING

By JIM WALSH

In the past, I remember reading many different ways of creating corrugated metal roofing. Most of the time it involved moving a shape, like a comb or a threaded screw, across aluminum foil to leave an impression of the corrugations. I never could get that idea to work or look right. Then I tried to mold a commercial product with foil. I had a sheet of plastic corrugated siding and I tried molding the aluminum foil on it but I could not achieve the same look as commercial product.

Then one day, I noticed that some of the flat computer cables had the pattern that I needed to make the roofing. The cables like those in the picture below come in different sizes and could be used for different types of siding or roofing depending upon the scale that you model.




The size that I selected for roofing in HO scale is one that connected a computer disc drive to the mother board. There are 80 conductors in the cable and it is sized correctly for HO according to some information that I found online. I was having difficulty making large pieces and cutting them down to individual panels. That is why I cut the foil panel before

shaping it. The real product is installed as individual panels 2 or 3 feet wide and with varying lengths of 8 or 10 feet.

I have my best success with Reynolds Heavy Duty aluminum foil and more recently discovered that some other foil did not work as well. I created the mold from two pieces of the flat cable that I hold together so they interlock. While in this position, I clamp them with a binder clip to keep the pieces aligned. I cut pieces of foil to the size of the panels that I want to create and then each one is shaped by inserting it between the cable pieces and pressured to make the shape. After the panel is created you need to handle it carefully until you apply it to the roof. For the pressing operation, I insert the aluminum foil piece between the clamped flat cables being sure to line up the long edge with one of the wires in the cable. Then I place two pieces of 1/4 inch thick cork on either side of the cable and small 1/4 inch thick pieces of wood on either side of the cork. This stack is placed in my vice and pressed tightly and when it is removed from the vice a corrugated panel is created. The use of the vice takes some time so I am looking at other techniques including the use of Quickie clamps.

The painting and weathering depends on the condition of the structure. For the old shed in the photo below, I started with a light spray of grey primer to tone down the foil shine. Then I applied a wash of alcohol with India ink followed by an application of some rust colors. The final application is rust colored weathering powders. However, a better maintained building would have less rust and some of the grey and aluminum color would be visible. There are many available articles describing how to weather corrugated metal roofing.[WP](#)



Upper Right: Two different types of computer cable were used to produce different sized corrugated aluminum foil panels.

Right: This photo shows an old structure modeled with a corrugated roof made from aluminum foil as described in the article.



AP CORNER

By Steve Ascolese - Achievement Program Chair

It's been often said that, "no news is good news". However, for this column, no news is bad news. It means that no one has received an Achievement Program Certificate since the last issue of the Whistle Post. But before you get too sad, let me clarify. No one has *received* a certificate since the last issue, but several of our fellow GSD members have *earned* a total of 5 AP Certificates. The plan is to present the awards at the NER regional convention, The Erie Limited, in Mahwah NJ. Bill Brown (MMR), the Northeast Region AP chair, will be presenting the awards at the banquet. This is another great component of the conventions. A chance to meet and talk to the modelers we have read about or modelers who are doing great work and are just starting to get the notoriety they deserve. They are more than happy to answer questions and share their experiences.

I am at the National Convention in Kansas City as I write this, and the contest room is brimming with exquisite models of all categories and construction. Scratch built locomotives, cars and structures. Dioramas, displays, kit built and kitbashed models of all types. There are even beautiful photographs in several categories. Some models are there just for merit award judging. Others to compete in their category for the top three prizes. Still other modelers bring their models just for the joy of sharing their work without any of the pressure of competition. There is also a popular vote where anyone can cast a vote for the model they think is best. Of course you can read about the winners in the NMRA publication NMRA Magazine, but one of the benefits of being there, is that each model has a detailed description of how it was built and what the modeler intended to accomplish. You can even meet the modeler and ask questions. All in all, like with so many events, nothing beats being there "live". So I encourage you to come to Mahwah, you'll be glad you did.**WP**

Clinicians Wanted for GSD Events

We seek members who would like to give a clinic at our Division events.. If you can present a clinic, **ANY topic, prototype, modeling or general interest**, you will be helping your fellow model railroaders enjoy their hobby and have fun while doing it! A video projector and screen will be available to assist your presentation. Fancy graphics are not required, just be prepared to demonstrate and explain the topic. We'll even help you set up your presentation to get you started. Did you know Clinics count towards Author and Volunteer AP credit?

If you would like assist, please contact Jim Fawcett at jim.fawcett@comcast.net. Thanks! **WP**

(The Caboose continued from Page 2)



On the restored two-axle boxcar below, note the stenciling for the Westinghouse air brake system. Looking underneath, I saw it was a type K brake.



More photos of equipment and events at the museum can be found by surfing around on the above noted website.**WP**

New Jersey Division 50th Anniversary Car

The New Jersey Division is offering a custom run gondola in celebration of their 50th Anniversary. The car is a Tangent Scale Models Bethlehem 70 Ton Riveted Drop-End Gondola in HO Scale. All cars will be ready to run.

They are being produced in two numbers, 1968 & 2018. The car will be black with white NJDX reporting marks and lettering with data for the 1950s, including the return stencil When Empty Return To Roebling Steel, Roebling, NJ. The cost is \$35.00 each, with a set of both numbers for \$65.00.

Reservations are being accepted now. All reservations must be accompanied by a check made payable to NJ Division.

The expected delivery date is late 2018.

Return this form to: NJ Division

P O Box 8694

Trenton, NJ 08650

Name _____

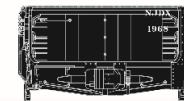
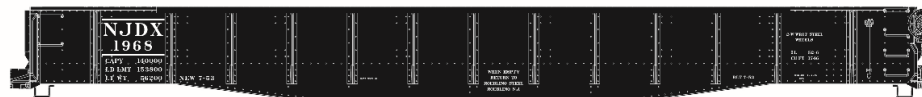
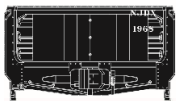

Address _____

City, State, Zip Code _____

Telephone _____

Email _____

See the Tangent website for information on the prototype for this car. www.tangentscalemodels.com



TANGENT
SCALE MODELS



ABOUT THE WHISTLE POST

Editor

Jim Homoki
whistlepost@nergdsd.com

Mailing Address

P.O. Box 43
Flagtown, NJ 08821




Division Photographer

Jim Walsh




Deadlines for submissions to the Whistle Post are four weeks prior to the next Division event, as announced in the prior Whistle Post.

COPYRIGHT:

© 2018 GARDEN STATE DIVISION
ALL RIGHTS RESERVED.
DISTRIBUTION OF THIS NEWSLETTER IS ENCOURAGED, BUT IT MAY NOT BE REPUBLISHED IN PART OR IN WHOLE WITHOUT WRITTEN PERMISSION FROM THE EDITOR.



On this page are some of the railroad heralds of the layouts that will be open for the Erie Limited. A few will be obvious, but can you identify them all? A layout tour booklet is available to registrants with complete descriptions.



The Model Railroad Shop

290 Vail Avenue, Piscataway NJ 08854
Phone: 732-968-5696
Fax: 732-968-3314

Continuously operated since 1933

Daily 10AM - 6PM
Wed and Fri 10AM - 9PM
Sun Closed

www.themodelrailroadshop.com

Meeting Reports, past articles, and complete issues of the Whistle Post can be found on the GSD website www.nergdsd.com

The GSD now has a Twitter account and a Facebook page

Follow the GSD at "GSD of the NMRA@GardenStateDiv"

Garden State RPM Meet
Union County Vo-Tech
Scotch Plains, NJ

November 3rd, Clinics
November 4th, Layout Tours
<http://gsrpm.org/>

