

## INSIDE

CONVENTION!	1
THE CAB AND THE CABOOSE	2
TIMETABLE	3
NOTICE OF ELECTIONS	3
GSD WINTER MEET	4
AT THE THROTTLE	5
CLUB CAR	6
IN MEMORIUM	6
TOOLS AND TIPS	7
AP CORNER	8
NER CONVENTION PHOTOS	9
MAP TO THE EVENT	13
GSD INFO	14



[www.nergsd.com](http://www.nergsd.com)

Contact email addresses  
can be found on Page 5 and  
on the website.



# The WHISTLE POST

The Official Publication of the Garden State Division of the NMRA Northeastern Region

## Winter Event Scheduled for Oakland

The GSD meets at a new venue in Oakland, NJ, for the winter event. The Oakland Public Library located at 2 Municipal Plaza will host us. There is plenty of parking at the library. Note that the library does not open until 9:30, so the event activities will not start until 10:00.

One clinic will be presented by Richard Newmiller, MMR, on his East Broad Top stone yard office. The model and prototype are shown to the right. Rich will explain the techniques he used to create this contest winning model.

Fred Dellaiacono will present a clinic on how he creates his scenery, and you will be able to visit Fred's layout in the afternoon to see finished scenes on his layout.

We'll also have the usual event features: refreshments, Bring and Brag, and model judging will be available.

In addition to Fred's layout, there will be four more layouts open in the afternoon. Tim Moses, Cedar Crest Village. And Chuck Diljak's Wyoming Valley all opened for the first time during the Erie Limited convention a few months ago,

### The Goal: Model = Prototype



The North Haledon Club has been open in the past.

A full article on the event starts on Page 4, with additional photos. If you missed any of these layouts during the Erie Limited Convention a few months ago, now is a good time to visit them. **WP**



## **THE CAB** by President *Chuck Diljak*

### **Time to Stretch**

Where did 2018 go? It was a great year consumed with the preparations and celebration of the NER's Erie Limited convention in Mahwah. It was a terrific convention and everyone involved in making it a success should be proud. It would not have been a success without all the clinicians, layout owners and volunteers committing their personal time to the convention. Thank you to everyone! So, after a little break, the GSD is ramping up for an exciting 2019. What have we been doing?

We have been working on assembling two terrific meets in Oakland and Hillsborough, NJ. You can read about the winter meet, in Oakland, elsewhere in this issue. The Hillsborough event, our spring event, is the annual joint meet with the New Jersey Division. It is the GSD's turn to host the joint meet, in 2019, and it will be held in May. Both events open up opportunities to visit layouts that have not been open to GSD events in the past or were open for the first time during the convention.

In addition, we are working on an "extracurricular" event on the High Line in Manhattan, this summer. If you haven't visited the High Line, it is a fabulous park built on the New York Central's former elevated railroad tracks on the lower west side. More details on this tour will be publicized in the coming months, once things become more defined.

It is also that time of year to make resolutions for the new year. For 2018, I planned to get my NMRA Golden Spike. Unfortunately, I did not meet that goal. So, I will be looking to obtain the Golden Spike in 2019. For your New Year's resolution, I suggest taking a look at the Achievement Program, yourself. The AP program pushes your boundaries. I have explored areas in more depth than I ever expected. I never expected to scratch build turnouts. I never expected to learn so much about electronics. Learning so much by participating in the program has expanded my enjoyment of the hobby. If you give the program a try, I think you will find the same experience as me. To learn more and get started, reach out to Steve Ascolese, the GSD's AP Chairman.

So, I bid 2018 a fond farewell and look forward to 2019.  
Join me. **WP**



## **THE CABOOSE** by Editor *Jim Homoki*

### **Contributing to the Whistle Post**

As always, the backlog of material for the Whistle Post is low. Actually, there is almost never a backlog! We tend to go issue to issue, filling up the pages as we go along.

The GSD is always looking for volunteers because that's what we are—a volunteer organization. So perhaps it is time explain to new members and remind long time members how easy it is to contribute an article to the WP.

Almost any topic on model railroading is acceptable. Often we feature "how to" type articles but an article on some aspect of a layout, operations, or even the "model railroad experience" would be appropriate. For members of a club, an article on a new construction project being undertaken by the club would be very good. You can promote the hobby and your club at the same time. General interest articles that can be applied to several scales and eras provide the most interest to our varied membership.

Contributing is easy. I prefer to work with a Word document, or the text can be pasted into an email. No formatting is required since it will be changed anyway. If spelling and grammar was not your best subject in school that's okay too, it can be fixed later. Photos are a plus for any article and highly desirable. Do try to get the most depth of field you can and minimize distracting backgrounds. I will resize and crop as needed to fit the space available.

Besides the personal satisfaction of completing and sharing an article, points are earned for the AP Author certificate. You'll find writing gets easier and easier as you do more or it. **WP**

## The Timetable *Upcoming Events*

**Amherst Railway Society** "West Springfield" show January 26-27, 2019

[www.railroadhobbyshow.com](http://www.railroadhobbyshow.com)

**Great Scale Model Train Show** February 2-3, Timonium, MD <https://www.gsmts.com/index.htm>

**GSD Winter Event** to be held Saturday February 23 at the Oakland Public Library, Oakland, NJ. Note that the start time will be 9:30 AM. Details in this issue.

**NJ Division** March Meet, Switlik Park, 5 Fischer Place, Hamilton Twp., NJ 08620 9 AM-12 Noon, Layouts open Friday night and Saturday afternoon, Contest detailed and weathered tank cars <http://www.njdivnmra.org/>

**RPM East Railroad Prototype Modeler Seminar** March 22-23, Greensburg, PA [http://www.hansmanns.org/rpm\\_east/](http://www.hansmanns.org/rpm_east/)

**GSD Spring Joint Event with the New Jersey Division** to be held Saturday May 4 at the Hillsborough Township Municipal Building, Hillsborough, NJ.

**New England/Northeast RPM Meet** End of May, 2019. The hotel they contracted with is undergoing renovations so a new venue is being sought. <http://nerpm.org/index.html>

**NMRA 2019 National Convention** to be held in Salt Lake City

**Northeastern Region 2019 Convention "Empire Junction"** September 19-22, Syracuse, NY [www.empirejunction.org](http://www.empirejunction.org)



**MidEastern Region 2019 Convention "Liberty Bell Special"** October 10-13, King of Prussia, PA [www.libertybellspecial.org](http://www.libertybellspecial.org)

## *Notice of Elections*

In accordance with the Bylaws, this year all Officer positions and five Director positions are up for election. Officer positions are one year terms, while Director are two year terms. To run for an Officer position, the member must be in good standing and have served two years (one term) as a Director. Any member in good standing may run for a Director position.

This year, there are several positions that will be open to new candidates. Vice-President Jim Fawcett has declined to run for re-election. Director Fred Dellaiacono also declined to run for re-election. Director Jim Rizzolo recently passed, with Steve Ascolese appointed to fill his position. The Director seats up for election this year are held by Jim Homoki, Paul Harbord, Mark Moritz, Fred Dellaiacono, and Steve Ascolese.

Interested members should send their name, address, and phone number to Nominations Chairman Ciro Compagno as shown in the Contacts Column on Page 5. The deadline for this election cycle is April 1. Officers and Directors will be installed at the Spring Event to be held in May. **WP**

## *Clinicians Wanted for GSD Events*

We seek members who would like to give a clinic at our Division events.. If you can present a clinic, **ANY topic, prototype, modeling or general interest**, you will be helping your fellow model railroaders enjoy their hobby and have fun while doing it! A video projector and screen will be available to assist your presentation. Fancy graphics are not required, just be prepared to demonstrate and explain the topic. We'll even help you set up your presentation to get you started. Did you know Clinics count towards Author and Volunteer AP credit?

If you would like to assist, please contact Jim Fawcett at [jim.fawcett@comcast.net](mailto:jim.fawcett@comcast.net). Thanks! **WP**



## NEXT DIVISION EVENT

THE WINTER EVENT WILL BE  
HELD ON FEBRUARY 23, 2019.

### TIME:

9:30 AM TO 12:30 PM  
(NOTE START TIME CHANGE)

### DATE:

SATURDAY, FEBRUARY 23

### LOCATION:

OAKLAND PUBLIC LIBRARY  
2 MUNICIPAL PLAZA  
OAKLAND, NJ 07436  
EVENT DONATION: \$5

### WEBSITE FOR MEETS:

SEE PAGE 3 AND  
[HTTP://WWW.NERGSD.COM/  
UPCOMING.HTML](http://www.nergsd.com/upcoming.html)

### AGENDA:

REFRESHMENTS  
WHITE ELEPHANT TABLES  
TWO CLINICS  
BRING AND BRAG  
MODEL JUDGING  
AFTERNOON LAYOUT TOURS

# GSD WINTER MEET TO BE HELD IN OAKLAND, NJ

BY CHUCK DILJAK



Recess is over. It is back to railroading! Model railroading to be specific.

The NMRA Garden State Division is hosting its next event at the Oakland Public Library on February 23, beginning at 10 AM. The renovated library opens at 9:30 AM. We will be using two rooms at the library. The first room will be where the main program will be, with clinics, Bring 'n Brag, a White Elephant table, raffle, and door prizes.

Since the library was recently renovated, we will be utilizing a second room for socializing over coffee and donuts.

The morning will consist of two clinics. Fred Dellaiacono finished his HO scale Ramapo Central a few years ago. You will recall that Fred presented a clinic on modifications he made to his layout. Fred is at it again, with his second installment of modifications to his

layout. Fred shows no fear in changing a part of his layout that he thinks can be done better. In this installment, Fred will talk about scenery, backdrop, and structural elements that he modified to improve his layout's appearance.

Richard Newmiller, MMR, will present the second clinic on researching and constructing a stone farm house that later became the yard office for the East Broad Top in Orbisonia, PA. Richard's HO scale model was an award winning entry at the NMRA National convention in Philadelphia, in 2006.

Throughout the morning, there will also be the traditional Bring 'n Brag segment and raffle. There will also be a presentation of the Mallery Award, which is presented annually to  
(Continued on next page)



Above: A recently modified area of Fred Dellaiacono's HO scale Ramapo Central, which Fred will discuss during his clinic and you will be able to see, in person.



## AT THE THROTTLE

**President**  
Chuck Diljak  
nmra\_chuck@yahoo.com

**Immediate Past President**  
Ciro Compagno  
richmondharbor@gmail.com

**Vice President and Clinic Chair**  
Jim Fawcett  
vp@nergsg.com

**Treasurer and NER VP**  
Bob Dennis  
treas@nergsg.com

**Secretary**  
Jim Walsh  
sec@nergsg.com

**Director, Public Relations, and Membership Chair**  
Andrew Brusgard  
ajb1102@comcast.net

**Director**  
Tom Casey  
members@nergsg.com

**Director and WP Editor**  
Jim Homoki  
whistlepost@nergsg.com

**Director**  
Mark Moritz  
mwmoritz@optonline.net

**Director, Division AP Chairman**  
Steve Ascolese  
ap@nergsg.com

**Director**  
Fred Dellaiacono  
ramapo41@gmail.com

**Director**  
Paul Harbord  
pwharbord@gmail.com

**Webmaster**  
Tom Wortmann  
webmaster@nergsg.com

*(Continued from Page 4)*

a Garden State Division modeler who exhibited excellence in modeling skills based on scores given at Regional and National model contests.

The afternoon will consist of layout tours, after lunch on your own.

The model railroad club at Cedar Crest Village, a senior living community, has constructed a 23' X 25' layout on three levels; the two upper levels are a two rail O scale railroad while the lower level is O gauge Hi-Rail. The railroad is freelanced, set in northern New Jersey. The scenery is 60% complete including 75 feet of backdrop painted by a professional artist.

The HO scale Ramapo Central Railroad, constructed by Fred Dellaiacono, is a fully sceniced free lanced short line loop to loop, steam era layout set in the mid-1940s; its local is generic to the Northeast. It is designed for a laid back operation as a point to point or a through loop to loop layout. Fred is also presenting one of the clinics, in the morning.

Chuck Diljak's HO scale Wyoming Valley is a freelanced railroad that interchanges with the Lehigh Valley Railroad in Wilkes-Barre, Pennsylvania. The layout features an anthracite colliery, coal dealerships, and a brewery as the main industries along its route.

The Garden State Model Railway Club has begun construction of a new HO scale layout in a new space next door while the existing HO scale layout is still in operation. The existing layout has a double track mainline of 275' and construction began in 1992. The club has been busy and this is your chance to see what they have been up to.

Tim Moses is modeling the Greenwood Lake Branch and the Boonton Line after the two lines were combined in 1963 for the construction of Route 80, plus a small amount of the Newark Branch and Orange Branch for operational interest. The HO scale layout is multi-decked without a helix, occupying a 24' X 50' space. It is in the first phase of construction with the starting and ending points of the line modeled, a resemblance of Croxton yard, and 17" above is Port Morris yard with the start of the Lackawanna Cutoff being the end of the railroad and staging. **WP**



**Top: Another view of the Orbisonia yard office. Above: One of the yard scenes on Tim Moses' HO scale layout.**

## THE CLUB CAR

Garden State Model  
Railway Club  
575 High Mountain Road  
North Haledon, NJ 07508  
[www.gsmrrclub.org](http://www.gsmrrclub.org)

The Model Railroad Club  
295 Jefferson Avenue  
Union, NJ 07083  
<http://tmrci.org>

New York Society of Model  
Engineers  
341 Hoboken Road  
Carlstadt, NJ 07072  
[www.modelengineers.org](http://www.modelengineers.org)

Pacific Southern Railway Club  
26 Washington Street  
Rocky Hill, NJ 08553  
[www.pacificsouthern.org](http://www.pacificsouthern.org)

Ramapo Valley Railroad Club  
The Club is looking for a new  
building to start a new layout  
[www.ramapovalleyrailroad.com](http://www.ramapovalleyrailroad.com)

Bound Brook Presbyterian  
Railroad Club (BBPRR)  
Bound Brook Cemetery  
Office Building  
500 Mountain Avenue,  
Bound Brook, NJ 08805  
[billandmartha3@verizon.net](mailto:billandmartha3@verizon.net)

Staten Island Society of  
Model Railroaders  
Train Club Room, 3rd Floor  
Staff House, Seaview Hospital  
460 Brielle Avenue  
Staten Island, NY  
[http://sismrinc.tripod.com/  
index.html](http://sismrinc.tripod.com/index.html)

## IN MEMORIAM

**JAMES (JIM) RIZZOLO, NOVEMBER 13, 1942—SEPTEMBER 26, 2018**

Sadly, I must report that Jim Rizzolo, the Region's Membership Chairman, and my close friend, passed away peacefully on Wednesday, September 26, at his home in Scotch Plains, NJ.

I first met Jim about 4 years ago at "The World's Greatest Hobby Show" that was held at the New Jersey Expo Center in Edison. I was there as a representative of the Garden State Division, attempting to get people's attention by building an "underbed" 3'x5' layout, on premises. Well, it worked as I drew Jim right in. We talked for a while about the hobby and he was hooked. Even though we were giving away *free* 6 month memberships (the GSD paid for the Rail Pass), he insisted he wanted to be all in and signed up for full membership with the magazine—not unusual for Jim as he was an "all in" type of guy.

After a few months passed Jim attended his first GSD meet and he was hooked. He loved the hobby, but most of all he loved the people in the Division. I was able to introduce him to a number of guys in his area who were building basement empires, and he became fast friends to the point he would be over their homes helping them build. He always wanted to be of help, and was never satisfied unless he was busy. He wanted to build a layout in his basement and started by finding out as much as he could about what he wanted and didn't want. Together, we went to the NER and MER conventions. This provided Jim with opportunities to "operate". He'd say, "I need to understand what I want to have and what I don't."

Jim was always willing to volunteer and that spirit is what really made us click. Jim volunteered to be the Region's Membership Chairman and travelled with me to Albany, NY, to attend a show there and represent the NMRA. We also attended the show in West Springfield, MA, two years in a row, and the recent World's Greatest Hobby Show in Edison. Jim was a fantastic recruiter signing up well over 50 new members in the last 3 shows.

At the end of his life, he was accepting of this fate as he always lived by the serenity prayer—"God grant us the serenity to accept the things we cannot change, the courage to change the things we can, and the wisdom to know the difference." We'll miss you, Jim.

Bob Dennis  
NER VP





# ***TOOLS AND TIPS: WIRED FOR SCENERY***


***By JIM WALSH***

Long before pink or blue foam became a standard method to model land forms on our layouts, wire products were commonly used to support the scenery. The materials used included wire screening, hardware cloth and chicken wire. They were firm, held the formed shape and were usually covered with a layer of plaster. The final finishing was similar to today's techniques. The use of wire products diminished with the introduction of hard shell scenery and phased out when foam scenery became popular.

Recently during a work session at Joe Valentine's layout, he announced that we would be creating tree covered hills behind the Paulinskil Viaduct on the layout. To that end, he brought out a large roll of chicken wire that he secured to the backdrop and began to form into the contour of hills. It seemed like a trip back in time to the early days of model railroading with chicken wire supporting land forms. However, Joe noted that we would be covering the hills with puffball trees directly on the chicken wire. The openings in the chicken wire mesh were a good size to hold those trees.

Later that evening, we were discussing the best way to make the trees and attach them to the chicken wire. During our collaboration, we concluded that the trees must be glued to the mesh and the chicken wire should be painted to cover the bright silver finish. When we asked Joe what kind of paint he would use to cover the mesh he said it would be latex house paint. We all agreed that the latex paint could cover the wire and bond the trees in place. This demonstrated the value of collaboration with other modelers to determine the best way to get a job done. The method used for this scenery project is to apply the paint to some of the chicken wire and then add the trees while the paint is wet. The accompanying images show the chicken wire alone and with the paint and puffball trees as well as a picture showing a closer view of the completed application.

The hill will quickly consume many trees. Now we just need to assemble a thousand or more puffball trees and watch how quickly they are absorbed by the chicken wire support. This demonstrates how an old technique can be applied to a new problem with good results. **WP**



**Top:** This photo shows the chicken wire mesh with some paint on the wire and puffball trees attached.

**Bottom Left and Right:** A closeup photo showing the scenery under construction and a completed section of trees attached to the mesh as described in the text above.



# AP CORNER

**By Steve Ascolese - Achievement Program Chair**

With the Holidays behind us and the winter upon us, it's a great time to assess where we are on our projects and get back to working on them. I am staring out the window at a muted sunset through the many leafless trees in the neighborhood. It's cold and stark, but these long winter nights are a perfect time to retreat into our miniature worlds. We also have the GSD Winter Meet coming up on February 23<sup>rd</sup> in Oakland, NJ (details elsewhere in this newsletter). The Mallery Award will be presented to Richard Newmiller for his excellent model of The Diamond Glass Factory. He won highest score at the NER Regional Convention last fall and as a result of his entering a contest and his excellent modelling, he came out as the top candidate for the Mallery Award. Rich is also MMR 374, but the contest is open to any GSD member who meets the qualifications.

The Mallery Award is a GSD annual award in honor of Paul Mallery who was a NJ NMRA member who contributed a lot to the hobby. The winner receives a plaque, and their name is engraved on the Mallery Trophy. For more details about the award click here [http://www.nergsd.com/docs/Paul\\_Mallery.pdf](http://www.nergsd.com/docs/Paul_Mallery.pdf)

We also had NER AP Chair Bill Brown present the Achievement Program Certificates at the convention banquet. The GSD was proudly represented with four of our members receiving five awards. They are as follows:

Fred Dellaiacono - Volunteer  
Chuck Diljak - Civil Engineer  
Jim Homoki - Scenery and Electrical Engineer  
Jim Walsh - Volunteer



A round of applause for their achievements and be sure to congratulate them next time you see them. A summary of all awards from the convention can be found in the NER Coupler, available on the NER website.

As always, I urge you to look at the work you are doing, or finished work, and find a category in the Achievement Program that fits. The entire list of categories and requirements can be found at <https://www.nmra.org/categories> WP



# ***NER CONVENTION PHOTOS***

***Photos Assembled by Tom Wortmann***



Members enjoying operations and layout tours during the NER Regional convention held in Mahwah NJ this past September.









Members enjoyed a fantastic tour of the Bergen-Hudson light rail and of the town of Hoboken afterwards







Members enjoyed a great tour of a zinc mine and all the phosphorus stones found in with the zinc.



Many artifacts are still in place and well as the buildings that supported mining.








And we ended it with a great banquet honoring the people who made it possible as well as the NER officers who make that possible.

It was topped off by a guest speaker who enlightened us in Civil war model railroading.





# MAP FOR THE WINTER EVENT

SATURDAY, FEBRUARY 23

OAKLAND PUBLIC LIBRARY  
2 MUNICIPAL PLAZA  
OAKLAND, NJ 07436

DOORS OPEN AT 9:30  
EVENT STARTS AT 10:00



## ABOUT THE WHISTLE POST

### Editor

Jim Homoki  
whistlepost@nergdsd.com

### Mailing Address

P.O. Box 43  
Flagtown, NJ 08821

### Division Photographer

Jim Walsh

Deadlines for submissions to the Whistle Post are four weeks prior to the next Division event, as announced in the prior Whistle Post.

### COPYRIGHT:

© 2019 GARDEN STATE DIVISION  
ALL RIGHTS RESERVED.  
DISTRIBUTION OF THIS NEWSLETTER IS ENCOURAGED, BUT IT MAY NOT BE REPUBLISHED IN PART OR IN WHOLE WITHOUT WRITTEN PERMISSION FROM THE EDITOR.



Amatos Toy and Hobby  
Atlas Model Railroad Company  
Azatrax  
Bachmann Trains  
Banta Modelworks  
Bar Mills Scale Model Works  
Berrett Hill  
BEST  
Bowser Mfg  
Broadway Limited Imports  
Carolina Craftsman Kits

Kato  
KC's Workshop  
Lance Mindheim  
LARC Products  
Lights 4 Models  
LokSound  
Micro-Mark  
Miller Engineering  
Model Railroad Academy  
Model Railroad Hobbyist  
Model Railroader

***The companies on this page supported the GSD and 2018 Erie Limited NER Convention. Please support them with your purchases.***

Chooch Enterprises  
Cripplebush Valley Models  
Eastern Maine Model RR Club  
Edaville Family Theme Park  
Erie Lackawanna RR Hist. Soc.  
Essex Steam Train & Riverboat  
Evergreen Scale Models  
ExactRail  
Fast Tracks  
Funaro & Camerlengo  
Hobo & Winnepesaukee Scenic RR  
HunterLine  
Intermountain Railway Co  
Iowa Scaled Engineering  
Jack Ellis  
Kadee

Model Rectifier Corporation  
NCE  
Perplexing Puzzles  
The Railroad Depot  
RailroadKits.com  
Rapido Trains Inc.  
Ron's Books  
SoundTraxx  
South Shore Model Railroad Club  
Steve's Trains  
Train Control Systems  
TrainTek  
Vermont Scenic Railway  
Walthers  
WiThrottle

**Hobby Tools, Model Trains, Accessories and Model Building Supplies**

**FREE CATALOG!**

**Micro-Mark** Request your **FREE catalog\*** at  
Berkeley Heights, New Jersey 07922 [www.MicroMarkTrains.com](http://www.MicroMarkTrains.com)  
\*Enter/mention ad code GSD or call 1-800-225-1066

**The Model Railroad Shop**

290 Vail Avenue, Piscataway NJ 08854  
Phone: 732-968-5696  
Fax: 732-968-3314

**Continuously operated since 1933**

Daily 10AM - 6PM  
Wed and Fri 10AM - 9PM  
Sun Closed

[www.themodelrailroadshop.com](http://www.themodelrailroadshop.com)

**Meeting Reports, past articles, and complete issues of the Whistle Post can be found on the GSD website [www.nergdsd.com](http://www.nergdsd.com)**

**The GSD now has a Twitter account and a Facebook page**  
Follow the GSD at  
"GSD of the  
**NMRA@GardenStateDiv**"