

INSIDE

MARCH 4TH EVENT	1
GSD FACEBOOK RELAUNCH	1
THE CAB AND THE CABOOSE	2
TIMETABLE	3
FALL EVENT PHOTOS	4
AT THE THROTTLE	5
BUILDING FRED'S DRIVE-THRU	5
PACIFIC SOUTHERN RWY	8
NOTICE OF ELECTIONS	9
THE CLUB CAR	10
AP CORNER	10
THE SUSQUEHANNOCK!	11
MAP AND DIRECTIONS	12
GSD INFO	13



www.nergsd.com

**Contact email addresses
can be found on Page 5 and
on the website.**

The WHISTLE POST

The Official Publication of the Garden State Division of the NMRA Northeastern Region

The Model Railroad Club to host the GSD March 4th Event

After a long absence the GSD returns to The Model Railroad Club in Union for our winter event. The club is located on Route 22 Eastbound, a short distance west of the Garden State Parkway. Directions and a map are provided on Page 12. Two clinics with an operating session in the afternoon on the HO scale layout are featured. We will again have model judging and sales table space available. The Bring 'N Brag feature will also be held, where modelers can briefly discuss and show off their latest projects. Remember to bring your completed Boxcar Challenge entry for a chance to win a cash prize. Maps for nearby lunch spots will be available at the meet.

For the first clinic, club member Scott Dunlap will show you how he went about repairing, rejuvenating, and improving scenery on the original section of the club's HO layout. Years of dirt, dust, use and abuse, and lack of maintenance had taken their toll, and in 2013 Scott decided to tackle this project. This clinic shows the progress he has made on what has been a multi-year effort and provides a number of scenery tips and ideas.

Tom Wortmann is the second presenter and will discuss construction of a Funaro and Camerlengo (F&C) resin kit. Tom will explain some of the techniques used, problems he encountered, and solutions found to bring the project to completion.

Information on The Model Railroad Club can be found on the Club Car page and on their website <http://tmrci.org>. **WP**



Above: A close up photo shows a finished scene that Scott Dunlap detailed on The Model Railroad Club layout. Scott will present a clinic discussing the various materials and techniques used to create terrific scenery such as shown here.

GSD Facebook Page Relaunch

Ron Klaiss has graciously agreed to reformat and monitor the GSD Facebook page. It is now open for public viewing, though becoming a Facebook member is required to post. We hope you'll take advantage of this venue to check on events and post information that would be of interest to modelers within the GSD.

Ron is an active Facebook user and has posted numerous videos and photos on his own Facebook page. His page can be found at <https://www.facebook.com/MMandSRR/>. **WP**



Fall Activities

Let me begin by wishing all GSD members a very happy and healthy new year! If you are among those who make resolutions at the beginning of a new year, I hope that yours included getting more active in the Division's activities.

The GSD leadership team, your Officers and Directors, are always looking for ways to provide you with more value for your membership dollars. We have recently been busy on a few digital fronts.

First, I would like to point out some recent changes/additions to the GSD website (<http://www.nergsd.com/>).

Immediate Past President Ciro Compagno and Director/Webmaster Tom Wortmann have selected a number of articles from past issues of the Whistle Post, organized them with links to make for easy access, and put them in a section of the website called "Past WP Articles". Here is the link to that section of the website: <http://www.nergsd.com/articles.html>. Many thanks to both Ciro and Tom for their efforts.

Tom also added another new section to the website called "Video Clinics". Here is the link: <http://www.nergsd.com/videoclinic.html>. It is an area that has links to 'how-to' YouTube modeling videos made by GSD members. If you have a YouTube channel with videos that you would like to have included in this new Video Clinics area of our website, please contact Tom at: webmaster@nergsd.com.

Second, we have re-launched the GSD Facebook Page. This new page is visible for reading by both Facebook members and non-members. If you do belong to Facebook, you will be able to post comments, photos, modeling tips, projects, etc to the page. If you are not a member, you will be able to read everything posted and see the pictures. Our Facebook page will be one more way that we can communicate with members, and provide modeling content as well. Here is the link to our new Facebook page: <https://www.facebook.com/nmragsd>.

Many thanks to Ron Klaiss, a member of our Division for doing the work to create and maintain our Facebook page. You may have seen Ron's Mine Mount and Seaside Railroad at a recent Garden State Division meet or at the Garden State RPM meet. Ron is very active on Facebook, posting on many Facebook pages, including the NMRA's and maintaining his model railroad's own page. (<https://www.facebook.com/MMandSRR/>)

(Continued on the next page)



Train Shows

Having just returned a few days ago from a weekend at the large Amherst Railway Society Train Show (or "West Springfield" to many people), I still have that event on my mind.

If you've never been to West Springfield, I recommend making the trek at least once. "I don't care for train shows", you say? This is not like your local fire department or rented hall! Not that there is anything wrong with small local shows, but there are only a few events in the country that can compare to West Springfield.

I've been going there for several years now to help staff the Penn Central Railroad Historical Society table. From that start it has very much turned into a social event, along with a chance to jump on buying new products, search for a rare item or two, and view new products up close. A good dinner, conversation, and a few drinks on Saturday night are part of what I look forward to as well.

If you have never been there, you will find like at any show a selection of old trains in various scales sitting in shallow cardboard boxes. But much more attractive is the number of manufacturers and dealers. Some manufacturers only display, while others also sell. Many museums and tourist railroads are also represented, providing even more variety.

For me one of the most interesting challenges is to find the odd Ebay type item on the many tables. This year I found a bound record of freight cars interchanged at Maybrook Yard in 1970 at the absolute bargain price of \$5. I've seen only a few of these before and they are very rare.

Being a vendor has advantages also. Getting in early is always a perk, beating the crowds to view the many modular layouts or browse tables in peace. In my selling area were a group of guys (you know who you are) from the GSD, and nearby were several NJ Division friends taking part in an HO Free-Mo layout. Our GSD Treasurer Bob Dennis was there as well plugging the NMRA and the upcoming 2017 NER Convention in Rhode Island.

Lastly, being at a table usually allows one to place a few unneeded items out for sale. I sold a few unused items at what is technically a loss, but seeing how they have been sitting around for many years I should consider anything I get for them to be profit. If you're wondering about attendance this year, there was over 19,500 paid and over 23,000 total including vendors and staff. I need a break right now, but will be ready for next year. **WP**

The Timetable *Upcoming Events*

GSD Winter Event Saturday March 4 at The Model Railroad Club in Union, 9 AM-12 Noon, operating session in the afternoon. See details in this issue.

New Jersey Division Event March 11 Switlik Park, 5 Fischer Place, Hamilton Twp., NJ 9 AM-12 Noon, layouts in afternoon <http://www.njdivnmra.org/page1/index.html>

New York Society of Model Engineers 91st Anniversary Exhibit and Open House 341 Hoboken Road, Carlstadt, NJ Sat and Sun March 11 & 12, 18 & 19 and 25 & 26, 1 PM-6 PM, www.ModelEngineers.org and www.Facebook.com/modelengineers

Greenberg's Train and Toy Show March 18-19 New Jersey Expo Center, Edison, NJ www.GreenbergShows.com

Garden State Model Railway Club 6th Annual Spring Model Railroad Show on April 1-2 and April 8-9, 2017, at 575 High Mountain Road, North Haledon, NJ from 1-5PM all dates. www.gsmrrclub.org

Island Ops 2017 A weekend of model railroad operations April 21-23, with layouts located throughout the Metropolitan area. <http://islandops.org/>

New Jersey Division Event Saturday May 7, 9 AM-12 Noon, layouts in the afternoon <http://www.njdivnmra.org/page1/index.html>

GSD Spring Event Saturday May 13, 9 AM-12 Noon at the Somerset County 4-H Center in Bridgewater. Details to be announced.

NE Railroad Prototype Modelers Meet June 2017 at the Holiday Inn, 1 Bright Meadow Blvd., Enfield, CT. <http://www.neprototypemeet.com/Welcome.html>

NMRA 2017 National Convention "Orange Blossom Special" Orlando, FL July 30-August 6, 2017. <http://nmra2017orlando.org/>

GSD Summer Event Date and details to be announced.

Mideastern Region 2017 Convention "The Susquehannock" October 15-17, 2017 Sheraton Harrisburg-Hershey Hotel, Harrisburg, PA, www.mer2017.org

Northeastern Region 2017 Convention "Rails to the Gilded Age" November 9-12, Newport, Rhode Island. Hosted by the Little Rhody Division. www.newport2017.org

NMRA 2018 National Convention to be held in Kansas City

Northeastern Region 2018 Convention "The Erie Limited" September 13-16, Mahwah, NJ

(The Cab continued from the previous page)

Another way we provide services to our members is through our quarterly meetings. Our Winter Meet is right around the corner and will be held at The Model Railroad Club in Union, NJ on Saturday, March 4, 2017. You will find additional information on our Winter Meet elsewhere in this issue of the Whistle Post. Our Spring Meet will be held on Saturday, May 13 in the Somerset County 4-H Building in Bridgewater, NJ. This will be our annual joint meet with the New Jersey Division. More information on the Spring Meet will be posted on the website and Facebook, included in the next issue of the Whistle Post, and distributed to members via Constant Contact. We are also busy planning our summer event, and more information on that will be available shortly.

Since we are in the middle of prime modeling time, I thought that I would share a photo of my most recent modeling project. I love switching towers, and just completed yet another for my Jersey Highlands Railroad (HO Scale). It is made from a Micro-Scale Models kit, with a few modifications. Enjoy. **WP**



NEXT DIVISION EVENT

TIME:

9:00 AM TO 12:00 PM

OPERATING SESSION 1:00 PM
TO 4:00 PM

DATE:

SATURDAY, MARCH 4

LOCATION:

THE MODEL RAILROAD CLUB
295 Jefferson Avenue
(behind Home Depot)
Union, NJ 07083
<http://tmrci.org>
EVENT FEE: \$5

WEBSITE FOR MEETS:

SEE PAGE 3 AND

[HTTP://WWW.NERGS.COM/
UPCOMING.HTML](http://www.nergsd.com/upcoming.html)

AGENDA:

REFRESHMENTS

TWO CLINICS

WHITE ELEPHANT TABLES

BRING 'N BRAG

DOOR PRIZES

FRED'S BOXCAR CHALLENGE

MODEL JUDGING

OPERATING SESSION

PHOTOS FROM THE HILLSBOROUGH EVENT

Photos by Jim Walsh, Text by Jim Homoki



The Fall Event in Hillsborough was attended by about 50 members and guests. The morning featured a Works-in-Progress format with three home layouts open in the afternoon.

Left: The five presenters for the Works-in-Progress format of the Fall Event pose for a photo with recognition awards for their effort. Left to right are Jim Homoki, Bruce De Young, Tony Koester, Craig Bisgeier, and Anthony Piccirillo.



Above: Craig Bisgeier (back to the wall) during his presentation Kitbashing Tools and Techniques. The up-close format of these presentations has proven popular with members.



Above: Tony Koester is pictured during one of his presentations demonstrating weathering techniques using Pan Pastels. Each clinician presented their topic four times to a small group during the morning.

AT THE THROTTLE

President and
Achievement Program Chair
Bruce De Young
pres@nergdsd.com

Immediate Past President
Ciro Compagno
richmondharbor@gmail.com

Vice President and Clinic Chair
Jim Fawcett
vp@nergdsd.com

Treasurer and NER Director
Bob Dennis
treas@nergdsd.com

Secretary
Jim Walsh
sec@nergdsd.com

Director & Youth Coordinator
Anthony Piccirillo
anthony13trains@gmail.com

Director and
Public Relations Chair
Andrew Brusgard
ajb1102@comcast.net

Director and Membership Chair
Tom Casey
members@nergdsd.com

Director and WP Editor
Jim Homoki
whistlepost@nergdsd.com

Director and Webmaster
Tom Wortmann
webmaster@nergdsd.com

Director
Mark Moritz
mwmoritz@optonline.net

Director
Chuck Diljak
nmra_chuck@yahoo.com

Director
Fred Dellaiacono
ramapo41@gmail.com

Part 2: Building **FRED'S** Drive-Thru Beverages

By Chuck Diljak
Photos and Artwork by the Author

A few years ago, I won a Banta Modelworks Alna Center Station (now manufactured by Mount Blue Model Company) that was donated by Micro-Mark as a door prize at a GSD event. Like many kits, it was put aside to build, later. As I was building the boxcar portion of this project, I realized I needed an office for the business. I thought this little kit will serve that purpose well.

The model is laser-cut for tab and slot construction. My issue with tab and slot construction are the corners of the model. The manufacturers of these kits provide strip wood to cover up the tabs and slots. Each corner requires two pieces of strip wood, glued to each wing of the corner. When I see structures built like this, I see the same issue many people have with styrene brick structure kits. It forms a vertical seam. What I like to do is remove the tabs and slots on the walls that form the corner. I did not remove the tabs and slots where the roof will go, since that will be hidden by shingles. Later, I will show you how I finish the corners.


(Continued on the following page)



Above: The finished model, showing the front of the office and exit of the storage/drive-thru area.

(Continued from previous page)

I also didn't think the windows and door provided any visual interest in the model, even though it is based on a prototype. But since my model is not based on one, I took the liberty of replacing the windows and door with Tichy castings. For the windows, I used part number 8024. And, for the door, part number 8032. I carefully removed 1/8 inch of material above and below the window openings using a file bit chucked in a Dremel. Then, using files, I finished the opening and removed slightly more material until the castings dropped into place. For the door, I removed the bottom "bridge" and carefully filed to widen and lengthen the opening until the door casting dropped in place. The castings were airbrushed with PollyScale Depot Green and dry brushed with a light gray acrylic to weather them. To get the wavy look of old window glass, I used canopy glue. The glue was spread around the perimeter of a window pane with a toothpick before stretching it across the pane to fill it in. Once a window pane is completed, I moved onto the next one. The glue will dry transparent with the wavy look I was looking for.



Above: Some of the many details used in the model, including beer cases, ductwork, an air conditioner, trash cans, beer kegs, pallets and a soda machine.

The walls were braced on the inside, allowing room for some of the braces to square up the corners when the structure is assembled. The walls were stained with Micro Mark's Age-It Easy Gray. I then added nail holes to the walls before dry brushing them with Microlux Reefer White, using brush motions from the bottom of the wall to the top. This will leave portions of the clapboards exposed. The walls were then glued together, using the interior corner bracing as the gluing surfaces. To finish the walls, 4" square strip wood was painted Pollyscale Depot Green before cutting them oversized and gluing to the exterior corners with yellow glue. The strip wood was then sanded to match the angle of the end gables. A much better look than the two pieces of strip wood, in my opinion!

For the roof, I used three tab dark green shingles, with an adhesive backing, from Rusty Stumps. I also used ridge caps from Rusty Stumps. I don't just rely on the adhesive backing, however. I apply 3M's #465 transfer tape to the roof surface before installing the shingles. The transfer tape can be purchased from Fastenall. With the structures completed, it is time to turn to the details.

The air conditioner is a resin casting from Rusty Stumps. I painted and installed the air conditioner to one end of the boxcar. An air duct made from .250 x .250 strip styrene was scribed with X's and seams every four feet before airbrushing with Microlux Aluminum and installing.

The signs were made from styrene after determining the size that looked appropriate. A 14 foot strip of .060 angle styrene was used as a base for the sign, which is easily glued to the "lip" that exists between the roof and sides of the boxcar. I glued five strips of .040 x .080 styrene strip, each five feet in length, with the fat side facing the front of the sign and spaced them evenly. The spacing will align with the flat, raised areas of the boxcar roof. I cut a piece of V-Groove sheet styrene, .020 thick with .060 spacing, to the length and height of the printed sign. The grooved side of the styrene will act as seams between boards on the backside of the sign and was glued to the vertical posts. After airbrushing the major portion of the sign with PollyScale Depot Green, I glued the sign to the face of the styrene and carefully ran a black Sharpie around the perimeter to hide the "white" edge of the paper sign. I glued the base of the sign to the boxcar lip. Next, I painted and glued five strips of .080 channel, each cut to three feet in length in alignment to the vertical sign posts. Two .040 x .040 diagonals, each cut to five feet in length, were glued between the channel strip and the top of the vertical post of the sign. This was repeated for the remaining nine posts. After completing the sign and attaching the air conditioning system to the boxcar shell, it was dusted with weathering powders before attaching it to the base.

(Continued on the following page)

(Continued from previous page)

The beer cases were made from .188 x .250 strip styrene as the core. A piece was cut and sanded to length to match the length needed for the number of cases to be stacked. Five stacks were then glued side-by-side before being painted with Microlux Roof Brown. The artwork was glued to the front and sides, where needed, using yellow glue.


The pallets are laser cut kits from Rusty Stumps. I weathered the strip wood and pallet surfaces with Micro Mark Age-It gray before assembling. The soda machine and beer kegs are metal castings from JL Innovations. I repainted the soda machine and applied a dry transfer with a generic "Soda" sign. The railing is from Central valley and the trash cans are of an unknown origin, but there are plenty of available castings from various manufacturers.

Now that you have had a chance to see what I have done with my boxcar shell, I look forward to seeing yours! Don't forget to bring them to the GSD winter meet at the Model Railroad Club, in Union, NJ, on March 4th. I suspect there will be many very fun and creative entries, which is what this contest is all about. WP



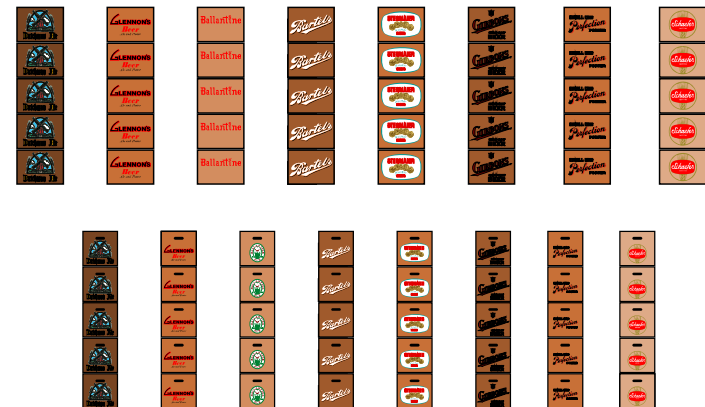
Above: The finished model, showing the entrance where cars drive through to be loaded with their beverages of choice.

FRED'S GSD Boxcar Challenge



Hmmm. What could I make with this?

- Model, Diorama, Prototypical, or Whimsical
- Use minimum 80% of boxcar shell
- Shells available at summer and fall GSD events
- Only \$2 per shell
- All proceeds used for cash prizes
- Complete models for winter 2017 event
- Winners chosen by popular vote



Above: Artwork created for the sides (top) and ends (bottom) to construct the cases of beer. They are provided at HO scale.

THE PACIFIC SOUTHERN RAILWAY IS ON TRACK.....

.....AND THE CIRCUS IS BACK IN TOWN

By Carl Pate

For years the Pacific Southern has been looking for ways to protect the local historic model railroad that has been part of the Rocky Hill community for over 50 years, a memory to thousands of kids both young and old.

In 1952, Bob and Anne Latham bought 2 acres of farm land from Charlie and Helena Hanan. Bob constructed their new home so that he could build a railroad in the rectangular basement. His original railroad was O scale but in the early 1960s Bob decided to convert to HO scale and started a new layout. In 1964, as the Christmas season approached, Bob got some local model railroaders to help him put on a train show for the public. The first show was a great success and the railroad club was formed. To improve the operation of the railroad, the layout went through a major track change and expansion in the late 1960s. With a lot of promotion effort by Bob and help from the local fire and rescue squad, attendance got large and the popularity of the club's December shows spread far and wide.

Each train show took 15 people to run and it consisted of a 30 to 40 minute time schedule of over 30 trains featuring the ***Pate Bros Circus Train*** at the finale of the show. There was an announcer who talked about the history of the club and pointed out to viewers the finer scenery details often overlooked. By the rails, you would often find the younger kids counting the cars of the long coal and oil trains (Over 80 cars long) running on the double-track main line. In 1975 over two weekends, attendance at the shows exceeded 4,000 young and old visitors. To pay back the community, proceeds from the shows were donated to local charities. To commemorate the 25th club anniversary, an hour long video (VHS) called "The Legend" was created and over 200 copies were sold.

The name Pacific Southern suggests a railroad in the West or Southwest. However, current members are mainly interested in railroads of the eastern U.S. Some members favor 1940s and 50s motive power and rolling stock, others contemporary equipment or something in between. To have a locale and era in mind when installing and renovating scenery and structures, we consider the Pacific Southern to be an eastern Class I railroad operating significant freight and passenger traffic during the 1950s using both steam and diesel locomotives. We rely on modeler's license to accommodate equipment from other locales and eras.

In 1988, when Bob became ill and passed away, the railroad club continued to run the December shows for 4 more years. During that time the home was purchased by a founding member, Geoff Green, who had moved back to New Jersey after living in North Carolina for 10 years. With Geoff's desire to improve access to the layout in the basement, a 30' x 45' addition to the house was built in 1994. The club layout was expanded, including some parts of Geoff's NC layout. The shows were continued until 2002. A few years later the railroad was converted to a DCC power control system offering better and more flexible operation.



The club members meet on Wednesday nights to run and work on the railroad and equipment. Membership is open to anyone interested in model railroading. Over the years, there has been a continued effort by the members to improve both the operation and scenery on the railroad. When a club member became disabled and his wife realized that he could no longer use his own railroad, the club members were able to save some of his yard tracks, which had also been part of Geoff's NC layout, and use them to enlarge one of the staging yards on the Pacific Southern.

(Continued on the following page)

(Continued from previous page)

The experience and knowledge of working on the Pacific Southern has resulted in the creation of other individual railroads by its members. At least three are currently under construction.

A long range concern of the club has been the need to find a younger home owner who would be willing to continue and promote the Pacific Southern Railway. Over 6 years ago, Geoff asked Carl Pate, a long time club member and nephew of the 1946 Rocky Hill farm owner, if he and his wife Anne would consider purchasing the property. Since they had family responsibilities in Connecticut, the reply was that no decision could be made until conditions changed. In October 2015, when the last relative passed, Carl and Anne considered all the options of the NJ home: closer to grandchildren in Virginia, access to public transportation, living possible on one floor, larger rooms than the CT home, the desire to reduce and reorganize possessions, property large enough to store car trailers and space to build an additional garage for a collection of historic Ford cars.

Some things happen for a reason. With more focus on teaching, family and education, there is an opportunity for the club to again become more open to the public and help the community. The goal is to bring the young and old together, teach both how lucky we are because of transportation, and find ways to focus back on a hobby that allows creativity.

There are some who still remember! After purchasing our new NJ home, the furniture arrived at the end of August and we changed our insurance coverage from CT to NJ. In October the insurance company sent a representative to verify the value the home for insurance coverage. When I met him he quietly asked "Does this home have a model railroad in the basement?" I answered, "Yes, why do you ask?" He replied, "When I was about 10 years old, my father brought me to a train show here and I never forgot it."

As we move into the next phase of our lives, we hope to make the Pacific Southern Railway more open, visible to the public and involved in the Rocky Hill community. It is an opportunity to show and learn from others.

"ALL ABOARD, COME AND ENJOY THE RIDE"

Carl and Anne Pate

Phone: (860) 633-2052

Personal Email: anpcop@aol.com

Railroad Website: www.PacificSouthern.org

Notice of Elections

Deadline for the Ballot is April 1

In accordance with the Bylaws, this year all Officer positions and three Director positions are up for election. Officer positions are one year terms, while Director are two year terms. To run for an Officer position, the member must be in good standing and have served two years (one term) as a Director. Any member in good standing may run for a Director position. All current Officers, and Directors Jim Homoki and Mark Moritz intend to run again. Director Anthony Piccirillo will not be running for re-election.

Interested members should send their name, address, and phone number to Nominations Chairman Ciro Compagno as shown in the Contacts Column on Page 5. The deadline for this election cycle is April 1. **WP**

GSD Constant Contact Email Notice:

The GSD periodically sends out emails to all members to provide timely updates and notices as well as notification that the next Whistle Post is available. It is possible that some Division members are not receiving these email because they are flagged as spam, we don't have a current email, or your email is missing from the list. Please let us know if you do not receive any of these notices.

The GSD Welcomes New Members

The following have joined the NMRA and GSD within the last few months. Please welcome them:

Carl Perelman	Robert Unger
Manfred Strott	Rudy Garbely
Gregory Nieradka	Larry Wepler
Daniel Santos	John Carlough
Honorary Life Member: Tony Koester	

Members are reminded that guests attending a meet can join the NMRA as a new member through the Railpass program, and the GSD will pay for it! National, Regional, and Division membership is included.

THE CLUB CAR

Garden State Model
Railway Club
575 High Mountain Road
North Haledon, NJ 07508
www.gsmrrclub.org

The Model Railroad Club
295 Jefferson Avenue
Union, NJ 07083
<http://tmrci.org>

New York Society of Model
Engineers
341 Hoboken Road
Carlstadt, NJ 07072
www.modelengineers.org

Pacific Southern Railway Club
26 Washington Street
Rocky Hill, NJ 08553
www.pacificsouthern.org

Ramapo Valley Railroad Club
620 Cliff Street
Ho-Ho-Kus, NJ 07423
www.ramapovalleyrailroad.com

Bound Brook Presbyterian
Railroad Club (BBPRR)
Bound Brook Cemetery
Office Building
500 Mountain Avenue,
Bound Brook, NJ 08805
billandmartha3@verizon.net

Staten Island Society of
Model Railroaders
Train Club Room, 3rd Floor
Staff House, Seaview Hospital
460 Brielle Avenue
Staten Island, NY
[http://sismrinc.tripod.com/
index.html](http://sismrinc.tripod.com/index.html)

AP Corner *By Bruce De Young, MMR - Achievement Program Chair*

At our Fall Event in Hillsborough, NJ on October 1, 2016, two of our members received certificates they earned through their involvement in the Achievement Program.

Mr. Ed Suhy of Columbia, NJ received his Electrical Engineering Certificate. Ed has opened his large HO Scale Santa Fe based layout for Division events in the past and quite a number of you took advantage of those opportunities to visit Ed's layout.

Right: Bruce De Young presents the Electrical Engineering certificate to Ed Suhy.

The second Division member to receive certificates at our Fall Meet was Craig Bisgeier. Craig's HO Scale Housatonic Railroad has also been open for a number of our layout tours. He received his Golden Spike Award and three Merit Awards for hand laid track pieces that he had evaluated for his Civil Engineering Certificate. Having earned those Merit Awards, Craig should receive his Civil Engineering Certificate at our Winter Event in March.



Left: Craig Bisgeier receives his Golden Spike certificate from Bruce De Young.

Our Winter Event should be a busy one for those working in the Achievement Program. At this point, there are at least four AP Certificates to distribute as well as announcing the recipient of the 2016 Mallery Award! **WP**

THE SUSQUEHANNOCK IS COMING!

MIDEASTERN REGION 2017 CONVENTION

2017 MER Convention
Sponsored by
The Susquehanna Division
Harrisburg, PA
October 12 – 15, 2017
www.mer2017.org



The name Susquehannock appears to have originated as an Algonquin name meaning the "people of the Muddy River" (Susquehanna). Their territory ranged along the Susquehanna River and its branches from the north end of Chesapeake Bay in Maryland across Pennsylvania into southern New York, very much the area encompassed by our Susquehanna Division.

Moving forward, the Pennsylvania Railroad chose to name its passenger train which ran from Williamsport to Philadelphia "The Susquehannock." Wanting to know more about this train I went to Jerry Britton's Keystone Crossings website www.pennsyrr.com to look at consist lists. The April 28, 1957 edition gives the list as; (1) B60, Mail-Baggage-Express Messenger, (1) P70CGSR, Coach, and (1) PL, Parlor Car–Buffet, 10 Table Seats – 24 Coach Seats. On the trip to Philadelphia the B60 was dropped at Harrisburg and the Coach and Parlor Car were attached to Train #604. And on the return trip Train #605 the Coach and Parlor Car were added to the B60 for the remainder of the trip to Williamsport.

The more we explore the name the more it applies to our event. The name Susquehannock and the Susquehanna Division makes this an obvious choice. The PRR route was from Philadelphia to Harrisburg, then on to Williamsport following the Susquehanna River, thus specifically designed to service the area our Division services. And finally it is the perfect prototype to model, no selective compression required. So, there you have it, some very good reasons why our convention became THE SUSQUEHANNOCK!

The convention will be held at the Sheraton Harrisburg-Hershey Hotel. Our hotel is convenient to both the Harrisburg International Airport and the Harrisburg Amtrak (former Pennsylvania RR) Station. Tours aimed at both rail and non-rail interests will be offered. For our rail fans, tours of East Broad Top Railroad, American Car and Foundry tank car plant, Strasburg Railroad, Bowser Manufacturing, and more are in planning. For non-rail interests available are tours of Hershey, the Harrisburg State Capitol, the National Civil War Museum and more. Space on tours is limited, so they are first come, first served.

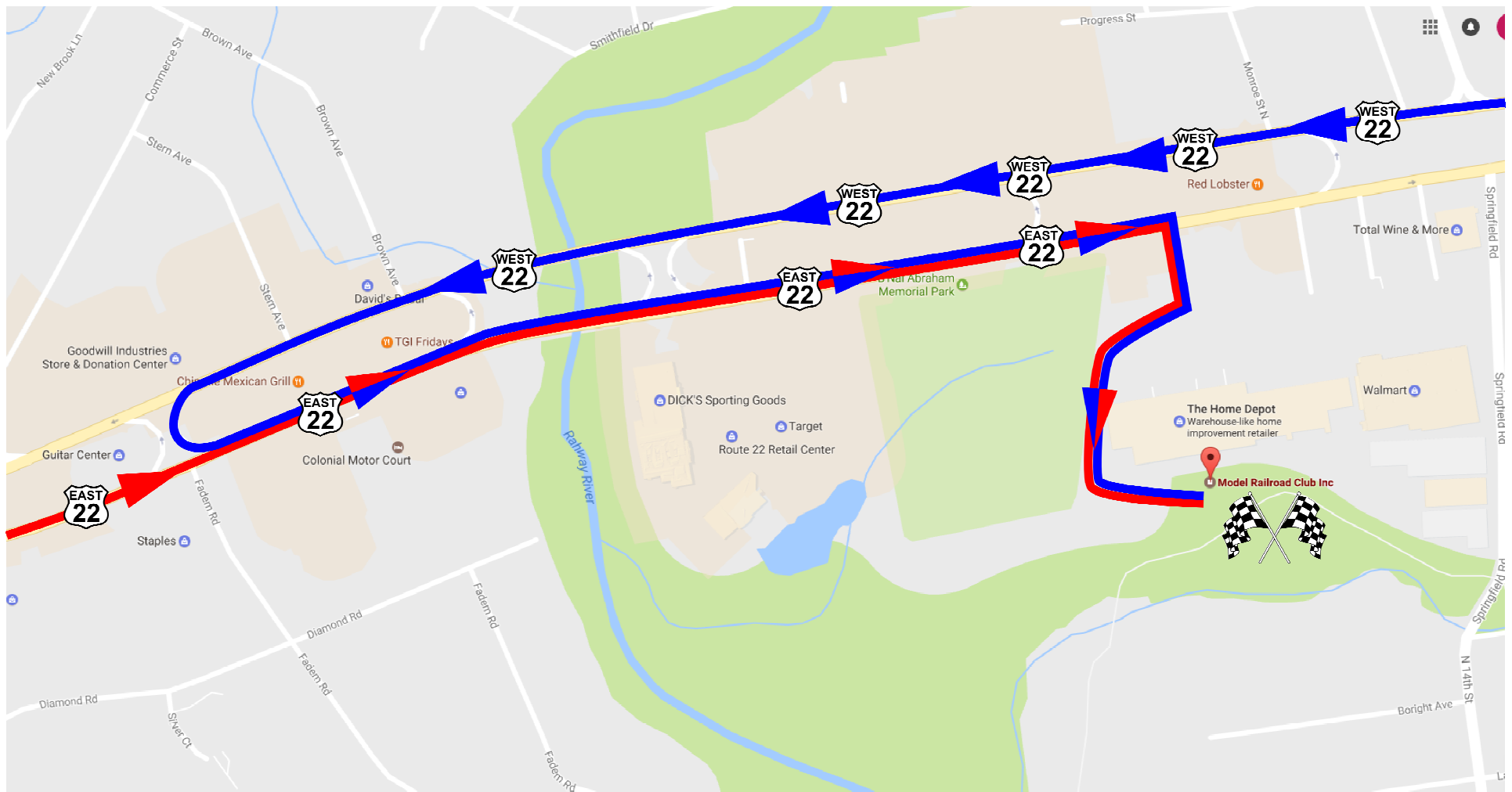
Planned are some 30 +/- layout visitations as well as slots for many operators in scheduled operating sessions. Banquet, clinics, raffle, white elephant sale and a live auction round out the very busy schedule for this event. Of note is a beautiful Peter Lerro framed print of a PRR T-1 at the Harrisburg station to be given away to a lucky early registrant. Registration is now open and we look forward to seeing you in Harrisburg next October. **WP**

The Model Railroad Club is located behind the Home Depot on Route 22 in Union. It can only be accessed from Route 22 Eastbound.

- From the east, north, or south, it is a short distance from the Garden State Parkway.
- From the west, northwest, or southwest, take Route 22 Eastbound.
- U-Turns from Route 22 WB to Route 22 EB can be difficult to make as three lanes of traffic need to be crossed. The U-Turn shown is not the shortest route but is easier to make.

MAP AND DIRECTIONS FOR THE WINTER EVENT

The Model Railroad Club
295 Jefferson Avenue
Union, NJ 07083
<http://tmrci.org>



ABOUT THE WHISTLE POST

Editor

Jim Homoki
whistlepost@nergdsd.com

Mailing Address

P.O. Box 43
Flagtown, NJ 08821

Technical Assistant

Chuck Diljak

Division Photographer

Jim Walsh

Deadlines for submissions to the Whistle Post are four weeks prior to the next Division event, as announced in the prior Whistle Post.

COPYRIGHT:

© 2017 GARDEN STATE DIVISION

ALL RIGHTS RESERVED.

DISTRIBUTION OF THIS NEWSLETTER IS ENCOURAGED, BUT IT MAY NOT BE REPUBLISHED IN PART OR IN WHOLE WITHOUT WRITTEN PERMISSION FROM THE EDITOR.




The GSD now has a Twitter account and a Facebook page

Follow the GSD at "GSD of the NMRA@GardenStateDiv"

Meeting Reports, past Articles, and complete issues of the Whistle Post can be found on the GSD website
www.nergdsd.com

The GSD has added a new page to its website featuring YouTube clinics made by GSD members

<http://www.nergdsd.com/videoclinic.html>



<http://islandops.org/>

Not getting the bi-monthly NMRA eBULLETIN?

The new **NMRA eBulletin** comes out every other month near the 1st of the month. Either your SPAM filter is blocking it, or you need to update your email address. Go to:

<http://www.nmra.org/nmra-magazine>

NER Convention Mahwah, New Jersey



September 13-16, 2018

The Model Railroad Shop

290 Vail Avenue, Piscataway NJ 08854
Phone: 732-968-5696
Fax: 732-968-3314

Continuously operated since 1933

Daily 10AM - 6PM
Wed and Fri 10AM - 9PM
Sun Closed

www.themodelrailroadshop.com

THE BIG LITTLE RAILROAD SHOP

63 West Main Street, Somerville, NJ 08876

Hours: Tuesday-Friday 11:00 am-7:00 pm
Saturday 11:00 am-5:00 pm
Sunday 12:00 pm-4:00 pm

"NOT JUST TRAINS"

Slot Cars, Plastic Kits, Modeling & Diorama Supplies Too!

908.685.8892

www.biglittle.com
e-mail: jan@biglittle.com