



# *The* **WHISTLE POST**

The Official Publication of the Garden State Division of the NMRA Northeastern Region



The next event will be held in  
Morristown on Saturday July 26



## General Musings

Well, there were no takers for a guest column, as I offered in the previous issue. That means I get to ramble on for the 43rd time! That's right, I've had a column in every WP since 2015. How many more, I don't know. It's not like people are knocking on the door wanting to take over!

## Division Club News

The big news with layouts in our Division is that the Pacific Southern club in Rocky Hill will continue on with the recent purchase of the home and property by comedian James Murray. I watch virtually no television and don't care about pop culture so I'm not familiar with him or the show *Impractical Jokers*, but this is very good news for the club. I have not been involved with the PS for many years, but I was very active when I joined more than 40 years ago, participating in many of the annual shows. A feature article in the October 1983 Model Railroader prompted me to contact them. I had visited the club at least twice before joining, the first being as a Cub Scout somewhere around 1971. I'm not sure of the second time, but it must have been after I got my drivers license. That is also when I went to the Three Bridges layout of Bruce Williams, the one with the ever expanding basement. Bruce later created Northlandz. Anyway, the purchase has clearly injected new life into the club, with virtual memberships, a new logo, online store, and bigger plans for getting involved with the public. The updated website is [www.pacificsouthern.org](http://www.pacificsouthern.org).

## Donated Material

You are probably aware that the GSD has been selling off a large amount of donated model railroad equipment at shows and at our meets. This will continue at Morristown, with really, really good

prices on the remaining equipment. There will be a "free" box as well. One way or another this stuff needs to move out of my basement and hopefully our members will put it to good use.

## The GSD Board

You may have noticed the expanded list of GSD Directors, which can be found on Page 14. Several years ago the Board removed limits on the number of director positions. The thinking was that more members will bring different talents and help spread the work. We have had some success with that. Most recently, we created a fillable form for the Golden Spike award, and have prompted National to update all of the AP forms to be fillable PDFs. We are also addressing issues with electronic file storage, cloud based backups, and creating a flyer in a format encouraged by the Region.

## This Just In!



Coming as I write this only 10 days before our meet, I have found out from the Lackawanna Terminal Management Team that freshly painted heritage units will be running for the open house. Of course there is a story behind this, but you can ask Steve Kay about it yourself. WP

*Jim*



## Upcoming Events

**GSD Summer Event** to be held at the Morris County Library in Morristown on Saturday July 26. Details in this issue.

**Garden State Central Model Railroad Club Train Show and Sale** Saturday September 20, 10 AM-4 PM Info Age Science and History Museum, Wall, NJ

**MER 2025 Convention *Philly Express***, Crowne Plaza Hotel, King of Prussia, PA October 16-19 <https://phillyexpress.org/>

**NER 2025 Convention *Concord Flyer*** September 11-14, Concord, NH <https://convention2025.seacoastnmra.org/>

**GSD Fall Event** to be held in Hunterdon County. Save the date: October 25.

**Pacific Southern Railway Fall Show** Rocky Hill, NJ November 22 and 23

**Amherst Railway Society Railroad Hobby Show** January 24-25, 2026, West Springfield, MA

**GSD Winter Event** tentative date February 28, 2026

**NEW! NEW! NEW!!** The GSD now has apparel available. Partnering with Daylight Sales, several different items are available that will be delivered direct to your door.



This is the same vendor being used by the NER for their apparel. See Page 8 for more details on the types of items available. The color will be Navy Blue with the GSD logo.

<https://www.daylightsales.net/product-category/garden-state-division/>

## In this Issue

<b>THE CAB AND THE CABOOSE</b>	<b>2</b>
<b>UPCOMING EVENTS</b>	<b>3</b>
<b>GSD EVENT JULY 26</b>	<b>4-5</b>
<b>AP CORNER</b>	<b>6</b>
<b>SPRING EVENT WRAP UP</b>	<b>7</b>
<b>NER APPAREL</b>	<b>9</b>
<b>CLUB CAR</b>	<b>9</b>
<b>TOOLS AND TIPS</b>	<b>10-11</b>
<b>MALLERY AWARD MODEL</b>	<b>12</b>
<b>MAP TO THE MEET</b>	<b>13</b>
<b>GSD INFO</b>	<b>14-15</b>

## On the Cover

John Montagna's beautiful C&O inspired layout will be one of five open the afternoon of our meet on July 26. John took the photo.

**GSD website**  
[www.nergsd.com](http://www.nergsd.com)

**Visit the GSD Facebook Page:**  
<https://www.facebook.com/nmragsd/>



Virtual events held by the NER can be found on the [NMRA's YouTube channel](#). Just look for "NERx" in the video titles.

## Next Event in Morristown on July 26

Returning to the Morris County area, the next event will be held at the Morris County Library in Morristown (actually, Whippany) on Saturday, July 26. The doors open at 9:00 with the activities starting at 9:30. See the map on Page 13 for the location of the library.

Our usual format will be followed with some socializing, refreshments, two presentations, Bring 'N Brag, and sales tables. The GSD still has several boxes of donated items that will be available, and they will be priced to sell.

We welcome a new clinician for this event, Stephen Scharfstein, with a presentation entitled "**Animation Without Programming**".

Inspired by a photograph of a potato truck dumper serving a Frito Lay plant in Kirkwood, New York, Steve was determined to create an animation of that device for an HO scale layout. By animating the model he could represent the unique features of the dumper operation.

In this clinic Steve will look at options to design this layout animation. Not wanting to do programming, he selected components that could be assembled to create this animated feature. Steve explains his choices and shows the resulting animation. His experience can be useful to other modelers considering similar animation projects.



The second presentation will "**Make your Connections Better**" by Tom Wortmann.

We all wire our layouts regardless of scale and some of our electrical connections are very important. Some of our connections are good, some are very good and some are so-so and even a few are failures waiting to happen. Why not take the time to make them as best as you can and make a connection you will never have to worry about?

Tom's presentation explains why there could be an issue with your connections and shows how to make great low voltage connections every time.



For this event we have five layouts open in the afternoon.

John Montagna's 42' x 24' around-the-walls **Nicholas, Fayette & Greenbrier Railroad** represents a West Virginia coal hauling branchline of the mid-1950s that was jointly owned and operated by the Chesapeake & Ohio and New York Central railroads. This time around, John will also be running a few surprise "guest trains" from the PRR, N&W, Erie and D&H featuring different eras. John will also demonstrate BLI engines with upgraded sound yet still utilizing the stock BLI decoders. John has the cover photo on this issue of the Whistle Post.

The **North Jersey Mineral Railroad** of Mark Moritz is set in 1926, modeling the line of the Lackawanna Railroad from Morristown to Lake Junction, NJ in HO. A staging yard on the lowest deck represents Hoboken and Scranton. Steam power is a mix of USRA locomotives and camelbacks. The layout has upper and lower decks plus the Ferromonte narrow gauge railroad, which ran in western Morris County. The layout is largely complete, with ongoing work on the scenery, and all track work done. Mark has recently started holding operating sessions.

*(continued on the following page)*



(continued from the previous page)



Above: A small town scene on Mark Moritz's layout.



Above and Below: Yard and industrial scenes on Neal Multz's Atlantic Pacific Railroad.

Steve Kay's **Lackawanna Terminal Railway** will again be open for us. Steve's layout continues to improve with additional scenery. Steve's video on the LT from the 2023 NERx is still available for viewing: <https://www.youtube.com/watch?v=sBCZBZ3yqOo&t=7887s>

The **Atlantic Pacific Railroad** of Neal Multz is a modern (1990's – present) 20' x 20' HO scale freelanced regional short line railroad serving industries within the region. The APRR connects with the CSX railroad at various points throughout its operating system as well as other railroads. The layout features a double ladder freight yard, a number of industries, two track helix, and two large staging yards on the lower level.

The **Morris Plains Club** is housed in the old Lackawanna freight station in Morris Plains. An article on the club appeared in Issue #172 (Winter 2025) of the WP. Their HO scale layout will also be open.

All layouts will be open from 1:00 to 4:00. Maps will be provided at the end of the meet.**WP**



## ***More on the Golden Spike Certificate***

### ***AP Corner By Tom Wortmann***

I was not able to attend the last GSD dual meet due to illness, so I asked President Homoki to present Frank Chadwick's Golden Spike in my stead. Congratulations Frank. I always am proud to present these for it is an accomplishment by the modeler that they should be proud of. I have two more in the fire and am awaiting judging.

Speaking of the AP program in general, there are some new changes implemented by the new National AP Chairman that were passed down to all division AP Chairs through the regional AP Chairs.

From now on ALL forms for a merit awards or AP certificates must be in digital form. No snail mail will be accepted by National or the Region. Emails only will be used due to the high cost of postage and time it takes to go from person to person. The process was when a member snail mails it to me, I then snail mail it to the Region who in turn snail mails it to National and then National then sends it back to you. If there was an error or something missed the whole process is reversed. And the back and forth could go on and on.

If you are reading this digital copy of the newsletter, I must assume you own something computer related. And I hope you know what an attachment is. If you are unable to scan in your paperwork yourself, there are several places that you can get it done if you don't have a friend or a relative who can do it for you. Lastly, if you must snail mail me your paperwork, do not expect it to be returned. This is another reason for having a digital copy in your computer. I know to some of you this will be a hinderance, but I get what National is saying. We already have the Golden Spike form fillable, and we hope to get the rest of the forms done that way as well. National says they are working on it, but no one knows when that project will be done. Meanwhile, until National does it, I hope to have fillable, downloadable files on our website's AP page, where you will be able to download any form you want as I know the National's are not yet fillable but also buried on the website. Thank you for your understanding.



**Above: Frank Chadwick (left) receives his Golden Spike certificate from GSD President Jim Homoki. (Photo by Jim Walsh)**

Now for a modeling tip: If you are making a caboose, passenger car or especially a building that you want to light it but don't have interiors, you can block the view through the windows by spraying the interior of them with dull coat. Any brand will do because this will defuse the window glass and allow just the light to pass through

Remember, if you have the will, you have the skill. **WP**



# THE SPRING GSD/NJD JOINT EVENT

ARTICLE AND PHOTOS BY JIM WALSH

A GSD/NJD joint meet is a special event that provides an opportunity for our division members to meet with NJD members who we may only see at the joint meet each year. It is an opportunity to renew old friendships and make new ones. The new location at the Kingston Volunteer Fire Department was a convenient location with a good size meeting room. We also had our annual business meeting and elections. Richard Newmiller, MMR, inspired us with his clinic about building his second layout. Thom Radice of the NJD presented an interesting clinic on operations since it is for a Civil War era model railroad. In the afternoon some fine layouts were open to visit.

The following photos are from the meet and two of the layouts that were open in the afternoon. The Pacific Southern club in Rocky Hill and the home layout of Ed Sprolles were also open.[WP](#)



**Above: GSD and NJD members at the joint event are focused and ready for some model railroad presentations.**



**Above: GSD President Jim Homoki started the meeting and welcomed the GSD and NJD members to our joint meet.**

*(continued on the following page)*

**Below: Richard Newmiller, MMR, shared his experiences and insights related to building his very impressive second layout.**



**Below: Thom Radice had a unique clinic on applying prototype practices to his Civil War era model operations**





(continued from the previous page)




Above Two Photos: Town and industry scenes on Joe Calderone's D&H layout.



Above: For Bring 'N Bag, Andy Brusgard brought an assortment of small locomotive "critters" from his collection.

Right Two Photos: Richard Newmiller's layout features several large city buildings.







## NOTICE

The National Model Railroad Association (NMRA) [nmra.org](http://nmra.org) has recognized European Train Enthusiasts, Inc. (ETE) as a Special Interest Group (SIG).

Please consider joining the NMRA. ETE and NMRA are independent, not-for-profit organizations.

The two organizations have chosen to affiliate for the mutual benefit of their members. Neither ETE nor NMRA is responsible for either publication or action of the other

# NER Apparel is Available



Many have asked, "Where can I get an NER shirt?" Now, we have an answer.

The NER is working with Daylight Sales, an NMRA Partner, to produce apparel with the NER logo. There are four styles of shirts: Long sleeve button-down, short sleeve button down, long sleeve polo, and short sleeve polo. They are available in men's and women's sizes. All of the shirts are red with a white logo. And, if you want your name embroidered on the shirts, there is an extra nominal fee to do so.

In addition to shirts, there are two styles of aprons, in black, for your operating sessions, and a red hat.

All of the apparel comes direct from Daylight Sales to your door, at a discount.

Order yours here:  
<https://www.daylightsales.net/product-category/ner-nmra-northeastern-region/>

## CLUB CAR

Garden State Model Railway Club  
 575 High Mountain Road, North Haledon, NJ 07508 [www.gsmrrclub.org](http://www.gsmrrclub.org)

The Model Railroad Club  
 295 Jefferson Avenue, Union, NJ 07083 <http://www.themodelrailroadclub.org>

Staten Island Society of Model Railroaders, Train Club Room, 1st Floor,  
 Staff House, Seaview Hospital, 460 Brielle Avenue, Staten Island, NY 10314  
<http://sismrinc.tripod.com/index.html>

Sussex County Railroad Club informal meetings and modular model railroads  
[www.scrrc.com](http://www.scrrc.com)

Pacific Southern Railway Club  
 26 Washington Street, Rocky Hill, NJ 08553 [www.pacificsouthern.org](http://www.pacificsouthern.org)  
 Show information at [www.rockyhilltrains.org](http://www.rockyhilltrains.org)

Ramapo Valley Railroad Club, Allendale Community for Senior Living,  
 85 Harrenton, Allendale, NJ <https://ramapovalleyrailroad.wordpress.com/about/>

New York Society of Model Engineers  
 341 Hoboken Road, Carlstadt, NJ 07072 [www.modelengineers.org](http://www.modelengineers.org)

NJ Hi-Railers Train Club, Boonton, NJ <https://www.njhirailers.com/>

Morris Plains Model Railroad Club, Morris Plains, NJ  
<https://www.facebook.com/MorrisPlainsModelRailroadClub>

# ***Tools and Tips: Reuse is Better than Recycling***

**ARTICLE AND PHOTOS BY JIM WALSH**

Recycling is better than tossing something in the trash but reuse is better than recycling. Since my recycling is picked up every 2 weeks I frequently have a supply of potential resources and I often discover that something in my recycling can is just what I need for a particular project. .

When I was converting a desk to my modeling work space, I found that I needed a convenient trash receptacle. A discarded coffee container was repurposed to fill that need. It was fitted with a loop that hooked onto the side of the desk and it was still easy to remove the container. Leaving the lid on prevents items from accidentally falling into the trash but a slot cut into the side makes it easy to deposit intended trash. The lid is removed to insert larger items or to empty the container. It was just the right size package and fortunately it was available to be repurposed for this project. Refer to the photos on this page.

Some Woodland Scenics scenery items come in shaker bottles and they are a convenient way to store and apply the material. They even sell empty bottles to be filled with material that is packaged in plastic bags. Scenic Express distributes many of their products in larger more economical paper bags called ECO-Paks. I have purchased the bagged materials and filled repurposed shaker bottles from spices or grated cheese. Sometimes I remove the label from the package and attach it to the shaker bottle. No need to recycle these bottles since this new use is just fine and these free bottles are more economical than purchasing empty ones.



**Left: This plastic Dunkin' coffee package was rescued from the recycling since it looked like a good container to convert into a trash container for my modeling workspace.**

**Right: The trash container made from the coffee package is hooked onto the desk and it is easy to remove. It has an opening on the side for depositing trash and it also has a removable cover.**



*(continued on the following page)*



*(continued from the previous page)*

I had an old artist paintbrush that was very used and losing most of its bristles. Before tossing it in the trash, I had an idea that I could make use of this damaged item. Securing a neodymium magnet into the ferrule with glue and crimping, I was able to create a handy magnet tool. It has proven to be a useful tool for holding small metal objects like track nails, spikes and screws. It is also handy for picking up loose spikes that are hard to grab with fingers. Another paintbrush idea is salvaging short wooden dowels that were the wooden handles of dried out foam brushes.

Some scenery projects require the use of cardboard strips supporting plaster cloth. The cardboard strips can be purchased but they can easily be cut from cardboard boxes destined for the recycling center. Since we purchase so many items online these days, there always seems to be a good inventory of cardboard boxes available to convert to cardboard strips.


These were a few ideas for repurposing items rather than recycling or disposing of them in the trash. I always get satisfaction from reusing things instead of recycling or trashing them. It's even better when the result of the reuse is a device or tool that you use often. Try thinking about discarded items as resources on future projects. **WP**

**Below Left: These shakers from my kitchen are for spices and grated cheese. When they are empty, instead of recycling them I will reuse them for storage and application of scenery materials.**

**Below Right: The shakers with scenery materials were made from repurposed grated cheese containers. The attached labels were cut from product bags and attached to the shaker bottles.**



**Above: This artist paintbrush lost its bristles and was going to be thrown in the trash but it was just what was needed to make a small magnetic pickup tool.**



**Above: On the left are the damaged paintbrush and small neodymium magnet before they were assembled. On the right the magnet has been secured into the ferrule of the artist paintbrush resulting in a short magnetic pickup tool.**

**Right: I fabricated a few of the short magnetic pickup tools since it is always good to have one near wherever you are working.**



# THE MODEL FOR THE 2024 PAUL MALLERY AWARD

ARTICLE AND PHOTOS BY JIM WALSH


The Spring issue of the Whistle Post featured a report on the Garden State Division Winter meet including the presentation of the 2024 Paul Mallery Award to Mark Moritz. The model cited in his application is an HOn3 Ferromonte combine that Mark scratch built and entered in the model contest at the 2024 Northeastern Region convention in Rochester. The model earned a Merit Award and it won first place for scratch built passenger cars.

Sides for the model were cast from resin after making patterns from styrene. Inside and outside castings were made, then matched up to make the side and end walls. The frame was made from styrene. The roof was made from wood. Interior details were added using commercial castings.

The accompanying photos show two views of Mark's model.<sup>WP</sup>





## NER CONVENTION 2025






### THE CONCORD FLYER


CONCORD,  
NEW HAMPSHIRE  
SEPTEMBER 11 - 14, 2025





- PROTOTYPE TOURS • OPS SESSIONS • LAYOUT TOURS •
- NON-RAIL ACTIVITIES • CLINICS • BANQUET •
- OUTSTANDING GUEST SPEAKERS & CLINICIANS •
- MODEL CONTESTS & DISPLAYS • PHOTOS • RAFFLE •





← SCAN THIS CODE TO GET  
TRANSPORTED DIRECTLY TO  
THE CONVENTION WEBSITE!

THE NATIONAL MODEL  
RAILROAD ASSOCIATION



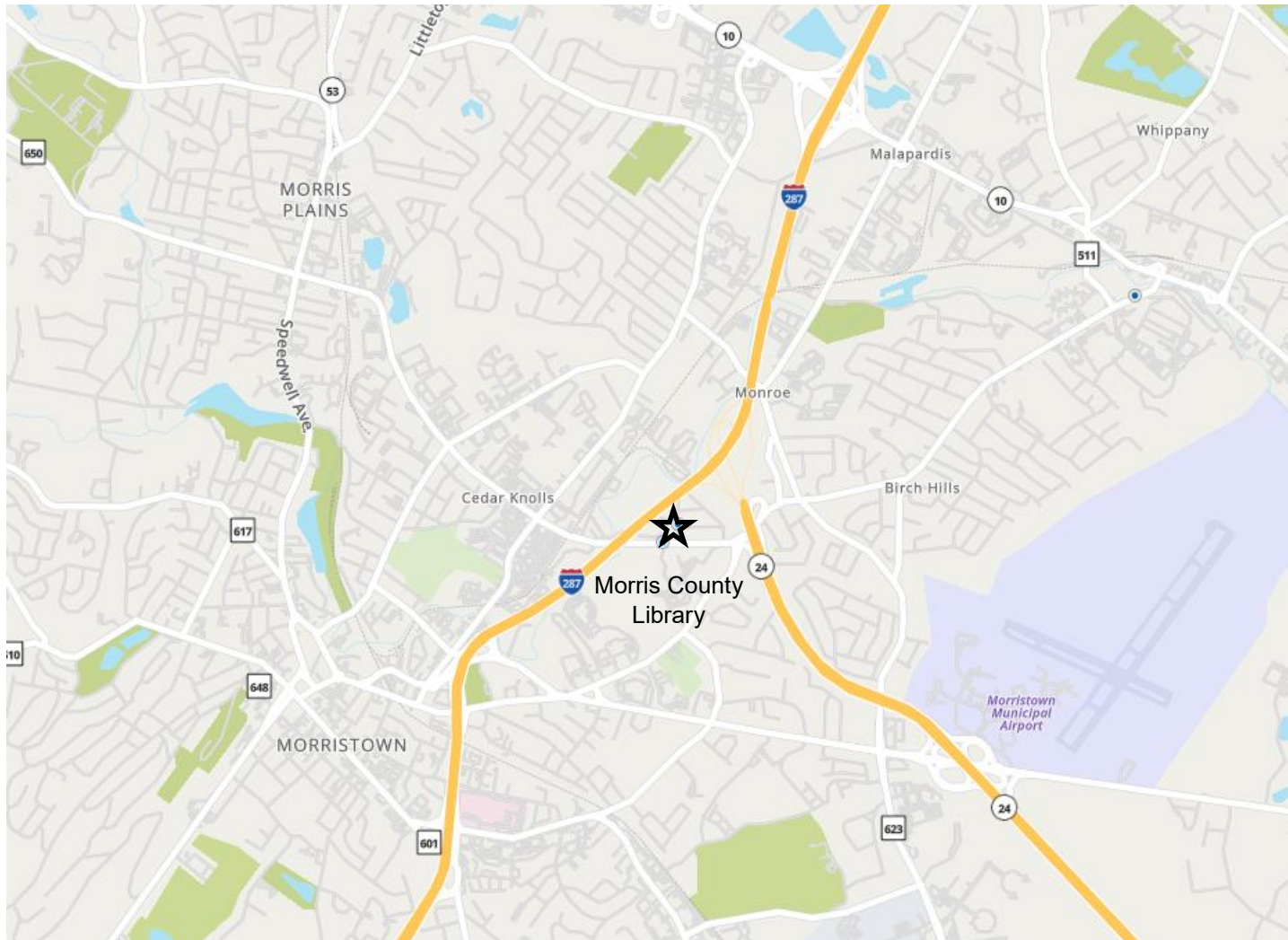
# MAP FOR THE SUMMER EVENT

## Directions:

- From Route 287 South, take Exit 36 for Ridgedale Avenue, then to East Hanover Ave.
- From Route 287 North, take Exit 36B for CR 510 West, then Ridgedale Avenue to East Hanover Avenue
- From Route 24 West, take Exit 1A, stay right onto East Hanover Ave.

**MORRIS COUNTY LIBRARY**  
**30 EAST HANOVER AVENUE**  
**WHIPPANY, NJ 07981**

**SATURDAY, JULY 26**  
**DOORS OPEN AT 9:00**  
**EVENT STARTS AT 9:30**



## NEXT DIVISION EVENT

MORRIS COUNTY LIBRARY

TIME:

9:30 AM TO 12:00 PM

DOORS OPEN AT 9:00 AM

DATE:

SATURDAY, JULY 26

LOCATION:

30 EAST HANOVER AVENUE

WHIPPANY, NJ 07981

SEE THE MAP ON PAGE 13

COST:

DONATIONS VOLUNTARY

REFRESHMENTS PROVIDED

WEBSITE FOR MEETS:

SEE PAGE 2

[HTTPS://WWW.NERGSD.COM/](https://www.nergsd.com/)

AGENDA:

SALES ITEMS

TWO CLINICS

BRING 'N' BRAG

DOOR PRIZES

LUNCH ON YOUR OWN

AFTERNOON LAYOUT TOURS



Above: Another scene on the layout of Neal Multz, one of five that will be open the afternoon of our July 26th event.

**NERx was presented from March 17-20.  
If you missed any of the presentations  
they can be viewed at [www.nerx.org](http://www.nerx.org)**

**NORTHLAND**  
THE WORLD'S LARGEST MINIATURE WONDERLAND

## AT THE THROTTLE

President and WP Editor  
Jim Homoki  
[gsdtrains@yahoo.com](mailto:gsdtrains@yahoo.com)

Immediate Past President and  
NER Southern Director  
Mark Moritz  
[docmwm51@gmail.com](mailto:docmwm51@gmail.com)

Vice President  
Paul Harbord  
[pwharbord@gmail.com](mailto:pwharbord@gmail.com)

Treasurer  
Ed Bush

Secretary and Clinic Chairman  
Jim Walsh

Director, Public Relations, and  
Membership Chair  
Andrew Brusgard  
[ajb1102@comcast.net](mailto:ajb1102@comcast.net)

Director  
Ciro Compagno  
[richmondharbor@gmail.com](mailto:richmondharbor@gmail.com)

Director  
Bob Dennis

Director  
Tom Casey

Director  
JP Mikesch  
[jpmikesch@yahoo.com](mailto:jpmikesch@yahoo.com)

Director  
Scott Gothe

Director  
David Start

Director  
Bill Frankenfeld

Director  
Robert McQueen

AP Chairman  
Tom Wortmann  
[miskyrails@gmail.com](mailto:miskyrails@gmail.com)



## ABOUT THE WHISTLE POST

### Editor

Jim Homoki  
gsdtrains@yahoo.com

### Mailing Address

P.O. Box 515  
Pittstown, NJ 08867

### Division Photographer

Jim Walsh

Deadlines for submissions to the Whistle Post are four weeks prior to the next Division event, as announced in the prior Whistle Post.

### COPYRIGHT:

© 2025 GARDEN STATE DIVISION  
ALL RIGHTS RESERVED.  
DISTRIBUTION OF THIS NEWSLETTER IS ENCOURAGED, BUT IT MAY NOT BE REPUBLISHED IN PART OR IN WHOLE WITHOUT WRITTEN PERMISSION FROM THE EDITOR.



## Partnership Program

The companies listed below give discounts to NMRA members when orders are placed using a special discount code. Check them out! New partners are listed in **bold red**. You can find descriptions of these companies and their products, links to their websites, and the discount codes on our Partnership Page at [nmra.org/partnerships](http://nmra.org/partnerships). Remember you need to be logged into our site as a member to see the codes! Go to [nmra.org/user/register](http://nmra.org/user/register) to register your name on the website.

18ten Designs	Ipswich Hobbies	Old West Scenery
Bespoke Rail	ITLA Scale Models	<b>Precision Model Railroad</b>
CatzPaw Innovations	K.I.S.S. Method	R & J Details
CB Train Junction	Klawndyke	R. Duck Woodkits
Clever Models	LaBelle Woodworking	R. Duck Locomotive Works
Custom Model Railroads CMR	LARC Products	<b>RailroadKits &amp; Microlumina</b>
Coastmans Scenic Products	Leavin' A Mark Engraving	Ram Track
Composite Designs	Lineside Details	RR-CirKits
Conowingo Models	Logic Rail Technologies	Scale Model Plans
Cowcatcher Magazine	MAC Rail	Scale Railroad Models
Dark Sky Modules	Marker Tree Creations	Scenery Solutions
Daylight Sales	Micro-Mark	Showcase Miniatures
Deepwoods Software	Mid-South Hobbies	T-TRAK by Denniston
Deluxe Materials	Mine Mount Models	Team Track Models
Diorama Hobbies	Miniprints	The Model Railroad Benchwork
Dwarvin Enterprises	Mississippi Agriculture & Forestry Museum	Store
East Coast Circuits	Model Train Catalogue	The N Scale Architect
<b>East Plains Weathering</b>	Modelers Decals & Paint	Third & Townsend Models
Enterprise&National Car Rentals	Motrak Models	Tichy Train Group
Evan Designs	MRC (Model Rectifier Corp)	Touch of the Brush Weathering
EZTronic	MrTrain.com	Train Installations
Feight Studios	Mudd Creek Models	Train Show, Inc.
Fusion Scale Graphics	New Creations Victorian	Trainmasters TV/MRH Store
Gatorfoam	Railroad Buildings	Trainz
Golden Spike Hobbies	Nick and Nora Designs	TSG Multimedia
Great Decals!	Northlandz	UGEARS
Green Frog Productions	NScaleWorks	USA Airbrush Supplies/Badger
Highways and Byways Model	Old Depot Gallery	Wallace Locomotive Works
Railroad Graphics		White Rose Hobbies
Hot Wire Foam Factory		WiFi Model Railroad (LocoFi)
		Yelton Models

**Hobby Tools, Model Trains, Accessories and Model Building Supplies**

**FREE CATALOG!**

**Micro-Mark** Request your **FREE catalog\*** at [www.MicroMarkTrains.com](http://www.MicroMarkTrains.com)  
Berkeley Heights, New Jersey 07922 or call 1-800-225-1066  
\*Enter/mention ad code GSD

**The Model Railroad Shop**

290 Vail Avenue, Piscataway NJ 08854  
Phone: 732-968-5696  
Fax: 732-968-3314

**Continuously operated since 1933**

Daily 10AM - 6PM  
Wed and Fri 10AM - 9PM  
Sun Closed

[www.themodelrailroadshop.com](http://www.themodelrailroadshop.com)

The GSD now has an X (formerly Twitter) account and a **Facebook page**  
Follow the GSD at **@GardenStateDiv**