



THE WHISTLE POST

The Official Publication of the Garden State Division
Of the Northeast Region of the NMRA

Number 91

Spring 2004

The Northeast Region Convention comes to the Garden State in 2006

That's right. The NER is coming back to the Garden State Division. It's been close to twenty years since it was here before so it's long overdo. Start now to get ready for the Fall 2006 Northeast Region Convention hosted by the Garden State Division.

Yes we had tried for 2004 but had to bail out but now it's a done deal. The GSD is bringing the NER back to New Jersey and that will do wonders for the GSD and it's members in many ways.

Did you know that there are over 23 Model Railroading Manufactories in New Jersey? And that's not counting our many Clubs and Hobby Shops. New Jersey has a lot to offer the hobby and this could be a major boost to the Hobby, the NMRA and the GSD.

We are planning for a large number of home layout visits, club visits and manufacturing tours. If you belong to a club, and they have a portable

layout and would like to set up in the Convention hotel, make sure that they let us know. We'd love to have them.

Do you have a home layout? Why not open up for the convention? Tell us and we'll add you to our layout tours and we'll work with you to set up a schedule of when visitors can stop by. No Home layout is too big or too small, complete or not, 50% scenic'd or whatever. We'd all like to see it. Now is the time to start getting it ready for the Convention, it will be here faster then you know.

Have an idea or a method on how to do a certain part of Model Railroading? Scenery, Model building, or a you have a niche with Engines or Rolling stock? Consider sharing that with your friends giving a clinic to show us just how you do it.

How about your wife? Is there something she does really well and could share with the visiting wives and girlfriends. Non-rail clinics

are the hardest to get, yet can be the most important. If the wife of a modeler is happy, you can bet the modeler is happy too.

So you can tell her that we are planning on Non-rail Activities.

Own a store or shop? Let us know you want to support the GSD and get a free mention in our Convention Guide book. Support us with door prizes and get a free ad. Want a bigger ad? Let us know, We'll work with you as I'm sure the prime pages will go fast.

Have a hobby manufacturing plant and want to show off your product? Let us know you support us and we'll set up an area just for you.

Want to be a bigger part of the this NER convention? We always need more help so let us know and we'll put you on the convention committee. We promise to work with you on what you want to do and how to do it.

Did someone say Clin-

ics? We plan on a number of them running Friday and Saturday with a Train Show on Sunday! Videos? Sure, plenty of them and Contests? Door prizes, along with raffles, and a live Auction!

Now is the time to start dragging out those treasures that you never used or that item that does not quite stick and use the money you'll make to buy more train stuff the White Elephant table or at the auction.

Both Model and Photos contests will be judged by the judges of the NER and the Regional AP Chairman.

Sign up now to be part of the Fall 2006 Northeast Region Convention in the Garden State.

Watch for details as they develop.

Email us for more info at: gscomet2006@yahoo.com

THE HEAD OFFICE

President & AP Chairman

Mel Ponton
Bloomsbury NJ
908-479-4345
Mponton@ptd.com

Vice President

Tom Wortmann
Staten Island NY
718-494-0388
miskyrails@msn.com

Treasurer

Roger Oliver
Denville, NJ
973-625-3414
tangramassoc@netscape.net

Secretary

Norman Frowley
South Orange NJ
973-763-9518
Normanfrow@aol.com

Trustee

Don Jennings
Ridgewood, NJ
201-444-9274
donj1044@aol.com

Trustee

Frank Neufeld
Staten Island NY
718-979-0862
Fwneufeld@aol.com

Trustee

Ralph Heiss
So. Plainfield NJ
908-922-2835
Rheiss@dvc.com

WP Editor & Webmaster

Tom Wortmann
68 Carmel Ave
Staten Island NY
718-494-0388
miskyrails@msn.com

NJ NER Director

Don Jennings
Ridgewood NJ
201-444-9274
Donj1044@aol.com

*Notice that some people have
two titles? Yes, we need more
help in running the division.
Please step up and lend a hand*

Clubs around the Division

THE RAMAPO VALLEY RAILROAD CLUB

Meets Tues. & Fri.
620 CLIFF ST. HO-HO-KUS, NJ 07
Dennis Alderman 845-359-0746

GARDEN STATE MODEL Ry. CLUB, Inc.

Meets Tues. & Fri.
575 High Mountain Rd. North Haledon, NJ 07508
www.gsrmrrclub.org
"O" SCALE CLUB
Meets Tues. & Fri. at above
Contact; Karl Geffchen 973-857-2825

NORTHERN NEW JERSEY N-TRAK

Meets Fridays GARFIELD, NJ
Harry 2001-460-7290 or Ric 201-939-2134
http://members.aol.com/awOL/ntrak.html
E-mail trackcrew@aol.com

THE MODEL RAILROAD CLUB, Inc.

Route 22 Union, NJ
http://www.tmrcc.com
MEMBERSHIPS OPEN

STATEN ISLAND SOCIETY of MODEL RAILROADERS

HO Modular Club, Round Robin meets
once a month.
Contact Willie Butler
Pennsy39@aol.com
http://members.tripod.com/~MSKRR/SISMR.htm
MEMBERSHIPS OPEN

NY SOCIETY of MODEL ENGINEERS

HO & O scale club
341 Hoboken Road, Carlstadt NJ
201-939-9212
http://community.nj.com/cc/sme
MEMBERSHIPS OPEN

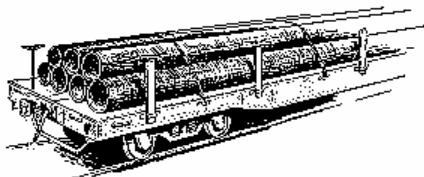
GARDEN STATE MODEL RAILROAD CLUB

Meets Tues. & Fri.
607 8th Ave. Asbury Park, NJ 07
inlinebob@aol.com

Did we miss a
club?

If so Please
get us the
Information
By
Emailing
gsdtrains
@yahoo
.com and
we'll be glad
to
include
it in the
next issue

Please support
the
division on
your website



Members Column

Norman Frowley

This is part one of a seven part series on one members way of doing scenery. Agree with him or not, you still have to admit that he has ideas and techniques that could work for everyone, and you may learn something.

SCENERY, MY WAY

By Norman Frowley

Part one

Upon receiving the NMRA's Achievement Certificate for Scenery I learned to my pleasant surprise I was the recipient of the Merit Award for Scenery as well. This indicated that in the judges' minds the portions of my layout they viewed reached some level of excellence beyond that required for the Certificate alone. I naturally was very pleased. But it struck me that the Award would have a far greater significance to me if I shared my thoughts, ideas, and "secrets," if you will, about scenery with my fellow model railroaders so they could benefit and hopefully excel. I've always appreciated the tips passed on to me by others about modeling, and now I believe it's my turn to pass on whatever meager knowledge I have about scenery to others. Most of my thoughts, I freely admit, are borrowed (stolen is too harsh a word) from others. In fact, I pay homage to the many modelers I have copied by passing on their information to you. My sources are too numerous to mention, but certainly Dave Frary is the giant among them and I owe much of my success with scenery to his writings and photos of his work. I hope someone out there can derive some benefit from this seven part article, but at the outset of this literary journey I implore you to read all you can about scenery before you start to create. There are numerous books and articles about various aspects of scenery. In particular I recommend "301 Tips for Detailing Model Railroad Scenery and Structures," by Dave Frary and Bob Hayden, and "Scenery Tips and Techniques," published by Model Railroader Magazine. Take the time to look at model scenery pictured in model railroad magazines with a critical eye. Believe me, not everything that appears in those magazines is entirely realistic looking. You be the judge. Make notes of what seems to work in your opinion, and what doesn't. And then ask yourself why it seems to work or not.

BECOME A "TRAINED OBSERVER"

I suggest that before you start to even THINK about scenery that you spend a substantial period of time seeing things the way they really are. What, you say? Are you implying I don't see things the way they are! That's exactly what I'm saying. We take nature for granted. We see mountains and trees and sky and even buildings and cityscapes as wholes. Rarely do we focus on the branch structure of a tree, or the way water falls down a cliff or the way foliage pops out of crevices and covers even rocky terrain. For months before I started my layout I spent many an hour, cumulatively, concentrating on nature and buildings. When I drove on highways I would take a peak now and then at the surrounding terrain or interesting or unusual structures and how they fit into the landscape. I took walks through the nearby Mountain Reservation and studied the landscape. I even got my wife, who has an artistic background, to start thinking again about how trees grow, their colors and textures and how nature has a way of finding a way. One finds life in the most unusual places. On car trips in particular she would be constantly pointing out interesting aspects of the countryside. I took the time to look at (study?) the different colors of soil and rock and the shades of rust left behind below metal fittings on older buildings, how brick walls aged, how culverts weathered, and how railroad tracks and ties aged. I became a "trained observer," as an old friend once described it. I paid close attention to my surroundings and eventually learned to see things the way they really are. I made both mental and written notes that I could refer to when I started my scenery construction. The time and effort was worth it. The exercise gave me a greater sense of how nature is comprised and that eventually became indispensable when I had to effectively recreate nature myself one component at a time. In the next installment I'll move on to the actual planning stage for the creation of my make believe kingdom.

**Anyone interested in as ROLLING
MEET this summer to Steamtown?**

**Let us know by calling a staff member or
emailing gsdtrains@yahoo.com**

**We need a number to see if it's worth it to rent
the bus and get a price per.**

WOODEN KITS RETURN

A few years back I became quite fed up with so called "Craftsman" wooden kits, these so called "Craftsman" kits could have been a block of wood and a knife along with a set of blueprints and you have at it. Then you had the warping and the sealing, the priming and the painting. It was not easy, and they were not cheap.

I turned to plastic for all my modeling needs and besides Evergreen and Plasi-stuct, there were a bunch of new kits on the market; Walthers, Design Preservation, Smalltown and others which are all very good. Simple yet good looking and if you can kit-bash, you could do so much more.

Then I won a Bar-Mills kit at a

Regional convention. These are "laser cut" wooden kits. Fine work yet easy to cut. I was amazed at how easy the parts fit. The minimum of sanding and cleanup, easy to paint and workable. Now I can respect anyone who kit bashes, kit mingles, and whatever with plastic kits, yet these new Bar Mills kits are also bash-able, that is- if you want to.

They first hit the market with those great roof top billboards. Now you see them on most every layout. Well this fine technology has now worked it's way into complete buildings and they are just as good.

They are not the first to come up with these "laser cut" kits, other such as Sawgrass Valley.

I have one of those kits and for the

most part it was a pleasure to build. The kit I have is the Garage/ Apartment. I added a light to the upper floor to give it a "Lived in look" but that's a personal choice. I painted per the kit's picture with one or two minor changes. I also made it so the roof can be removed. (Hey that bulb could burn out).

I'm looking forward to building the Bar-Mills Tavern kit. If you haven't tired one of these kits yet, I suggest you do and you may just have fun building it.

All this is proof that you should not stick with only one modeling medium. Try different ones, you just never know what you may find.

THE CONTEST TABLE

Normally this would be the place to place all the winners of our Chester 2004 Winter Meet winners but there were none. Due to a large train show in Springfield Mass. We had a poor turnout but more importantly we also had some misinformation as well.

Here in the GSD we use the Northeast Regions contest forms and not the Nationals for a number of reasons. We now have them posted on the GSD's website.

www.trainweb.org/nergds/achievementpgm.htm

You may also obtain them from the NER's Website:

www.trainweb.org/northeasternregion/NERREG03.HTML

Click on **CONTEST** forms and print them out.

In both cases you will need a adobe acrobat reader

You can get a free reader at their website
www.adobe.com

But we need more then forms. We need a history on the model, how you built it and from what source. Was it an article in a Magazine, a book, photographs you took yourself or what. And the reason for this is simple—Judges are not geniuses. If you say this is a B&O 2-8-2, some if us would not know a B&O engine from a NYC Caboose, (well, not that bad) but you will have to and prove that it is what you say it is.

We also ask that you do not type up a pile of pages of construction history but instead save that for the forms where it is asked for. It makes it easy for you and simpler for us. We want the judging to be as simple as possible and fair and honest for everyone.

Remember, it's the learning, not the winning that counts. We want you to become a better modeler.

NOT JUST A HOBBY, BUT A WAY OF LIFE!

Ops at Soldiers Cheek

Union Pacific, you know, the railroad that wants to charge royalties for using their logo had a small ops the other day at a place called "Soldiers Cheek".



Some of my friends out west sent me these pictures and there is not much known about the accident at this time other then no one was killed and the bridge will need replacing. The bridge could have washed out or simply failed under load.



Photographer unknown


Around the Division



Spotted under the elevated section around 154th street and 10th Ave in Manhattan. It's behind a high chain link fence.

Anyone having any photos or stories from around our area or more, send them to us so we can share them with the membership.


65 Ton switcher?



Two interesting pieces of motive power spotted in Bayonne. Railfanning is not that far away.



Who said Cabooses were dead? According to personal in the Bayonne yard, these unit is now known as a crew car.



New switch stand make it to Bayonne.

One disgruntled worker said it's because the female workers can't throw the old type. This one anyone can throw. (which could be bad). The arm is painted a bright yellow.

**Garden State Division's
Spring Meet
May 23rd, 2004 12 noon to 4 PM
The Model Railroad Club
Route 22 (behind the Home Depot)
Union, New Jersey**

**Contest Table, White Elephant Table
Video Corner, Timesaver Layout, Clinics**

Come see a great layout and a GSD Meet all at the same time

\$5.00 at the door, includes raffle ticket

Chester NJ 2004

This past winter we held our last WINTER meet in Chester NJ. (From this date on, the Winter gathering will be a the annual business meeting only where we will hold elections and discuss all division business. We hope to always have it hosted by a local club.) Anyway we had a fair turnout considering that we happen to pick the weekend that was also picked for the annual big Springfield show in Massachusetts. But for those who attended it was a good show. Below are some pictures from the event.



All Photos
are by Don
Jennings

(above left) Frank
Neufeld's excellent
signal clinic.

(above right) Don
and his famous
time saver.

(lower left) The
staff gives their
report.

(Lower right) Mel
Ponton finds a
bargain.



The Whistle Post


Tom Wortmann
68 Carmel Ave.
Staten Island NY 10314

<http://www.trainweb.org/nergds>
Email: gsdtrains@yahoo.com



THE OFFICIAL PUBLICATION OF THE GARDEN STATE DIVISION

The Whistle Post is published quarterly. Contributions, in any format are always welcome.
Please contact the editor, gsdtrains@yahoo.com



Know of an railroad or model
railroad event coming up?
Let us know so we can share it
with the entire division.
Email gsdtrains@yahoo.com

UPCOMING EVENTS

June 11-13th, 2004
NER Spring Convention
Fishkill NY

Annual Membership Meeting
The Model Railroad Club
Union NJ

July 4th-10th 2004
NMRA National Convention
Seattle, Washington

May 2005
GSD Spring Meet
Location yet unknown

Aug 2004
Possible rolling meet to Steamtown
(Call or email for details)

July 2005
NMRA National Convention
Cincinnati, Ohio

Sept 10th, 11th and 12th 2004
NER Fall Convention
North Conway NH

And in
October of 2006
The Garden State Comet

October 10th, 2004
GSD Fall Meet
Location yet unknown

*For details on any event, see ours,
the Region's or the National's website*

January 16th, 2005