



The WHISTLE POST

The Official Publication of the Garden State Division of the NMRA Northeastern Region

INSIDE

GSD VISITS NJD	1
GO AHEAD, 'MOCK' IT UP	3
GREENBERG, 2009	5
CONSTITUTION CHANGES	6
BY-LAW CHANGES	7
3RD ANNUAL FAMILY YOUTH DAY	8
NOMINATIONS FOR OFFICE	9
BUSINESS MEETING IN HO-HO-KUS	9
MEETING MINUTES	10
NMRA INFO.NET	12
JUNIATA RIVER & SOUTHERN	13
GSD SUMMER BARBECUE	14
TOWERS	15



E-MAIL

GSDTRAINS@YAHOO.COM


WEBSITE

WWW.TRAINWEB.ORG/NERGSD

GSD VISITS NJD

The New Jersey Division (NJD), a division in the NMRA's Mid-Eastern Region, held a meet in Middletown, NJ. The division invited members from the Garden State Division (GSD) to attend, since the location of the meeting was close to the southern border of the GSD.



While there were a few GSD members there, the majority of the attendees were from the NJD. The GSD members concluded that the NJD really knows how to host a meet. The meet featured two terrific clinics. The first clinic was given by Ralph Heiss. Ralph talked about the Lehigh Valley Railroad across New Jersey, the topic he recently published as a book in the Arcadia Publishing line of books. The book can be found at [Barnes & Noble](#). Jimmy Judge, a member of the Garden State Central Model Railroad Club, presented a clinic on creating a timetable using Microsoft Excel. Jimmy utilized many of the functions Excel offers to create a customized timetable. If you missed Jimmy's clinic, you can download the presentation, handout, and sample Excel files from the Garden State Central's [website](#). 

Jimmy Judge (l) and Ralph Heiss (r) presenting their clinics at the meet. ▼





THE CAB


by President Tom Wortmann

2009: A Year to Remember

2010 is coming in and the old year is going out and what a year it was for the GSD. We made our first full article in *Scale Rails*, our second and – most recently our third. We brought Hunterdon County into our fold thus giving us all of Northern New Jersey. We finally got our borders with the NJD straightened out after a two year struggle with national.

Our members did well at the National Convention Contests at Hartford bringing a first prize. Many of us volunteered our time as guides, security and bus captains, as well. And, I even gave a clinic! Our membership team contacted all of our members, spreading the word about the GSD. We had our first dual division meet with our sister division, the New Jersey Division. It seems that in every meet we have, we are getting more and more members in attendance. It has been a slow uphill climb but I believe we are making progress. We are now looking into renting space for a meet and if anyone knows of a school, a church or a veteran's facility that we could use, we'd be very interested in hearing from you.

In January we have our annual membership meeting in Ho-Ho-Kus, hosted by the Ramapo Railroad Club. It will be the last year I run for the office as President. We are making some by-law changes and one of those will be a cap on how many consecutive years a President and Vice President can hold the same office.

2010 will also be the 10th year that the GSD has been in continuous operation since its rebirth. I hope to get more information or maybe even an article by Tom Matthews. Tom was the first President of the GSD, when it was reborn. Tom will be able to give his point of view of what it was like to take the lead of a division that had been inactive for 11 years. I stay in contact with Tom and know he is proud of where we stand now. Yes, 2009 was the year national heard from the GSD as did all NMRA members and I am very proud of my staff for everything they have done. For without them, there would be no GSD to serve you. 



THE CABOOSE

by Editor Chuck Diljak

Failure to Communicate

"What we got here is failure to communicate." This is a great line from the movie, "Cool Hand Luke". Unfortunately, it also sums up a frequently heard complaint about the NMRA, specifically from the national organization to its grass roots, the divisions. Earlier in my career, someone gave me wise advice by saying, "There is no such thing as over communicating. Problems occur when you under communicate."


In 2009, the NMRA took steps to correct this problem by appointing Gerry Leone, MMR, as its Communications Director. Gerry began publishing a monthly update, the *InfoNet*, for distribution to region and division presidents. The *InfoNet* highlights what is happening on the NMRA national scene. Since the *Whistle Post* is the communication vehicle to Garden State Division members, the *InfoNet* will be included in future issues.

And, just as in previous issues, the meeting minutes from the Garden State Division staff meetings are also published in the *Whistle Post*. Not only do you get a feel for the national scene with the *InfoNet*, but you also get a closer look at what is happening in your NMRA backyard. Take a mo-

ment to read the *InfoNet* and meeting minutes to become a better informed NMRA member.

To help you along the way to becoming better informed, improvements were made to the format of the *Whistle Post*. Hyperlinks to websites, e-mail accounts, and newsletter pages are included in the newsletter, now. The hyperlinks appear as underlined text in the newsletter. To take advantage of the hyperlinks, download the *Whistle Post* from the Garden State Division [website](#). Did you notice that "website" was underlined?

This is a good start to correcting the communication problem in the NMRA. But, complete communication begins when there is a two-way dialog. We need to hear about what you like, don't like, or would like to see in your NMRA division. Use the hyperlinks in the newsletter to send an e-mail to the Garden State Division officers. Or, use the hyperlinks to send articles or photos for publication in the newsletter.

So, fire up that computer and start clicking. We want to hear from you! 

AT THE THROTTLE

PRESIDENT

TOM WORTMANN
STATEN ISLAND, NY
MISKYRAILS@MSN.COM

VICE PRESIDENT

NORMAN FROWLEY, MMR
SOUTH ORANGE, NJ
NORMANFROW@AOL.COM

TREASURER

ANTHONY PICCIRILLO
SPARTA, NJ
ANTHONY13TRAINS@PTD.NET

SECRETARY

CIRO COMPAGNO
STATEN ISLAND, NY
GSDSECRETARY@VERIZON.NET

DIRECTORS AT LARGE

ANDREW BRUSGARD
UNION, NJ
AJB1102@COMCAST.NET

TOM CASEY

HACKENSACK, NJ
TCASEY@CO.BERGEN.NJ.US

BRUCE DE YOUNG

WEST MILFORD, NJ
BDEYOUNG@OPTONLINE.NET

ED FRAEDRICH

FAIR LAWN, NJ
EDFRED.ONE@VERIZON.NET

ROBERT TUMIELEWICZ

NEW BRUNWICK, NJ
RTUMIELEW@AOL.COM

REGIONAL DIRECTOR

ROGER OLIVER
DENVER, NJ
OLIVERR2@VERIZON.NET

EDITOR

CHUCK DILJAK
WAYNE, NJ
GSDWHISTLEPOST@YAHOO.COM

Go AHEAD, 'MOCK' IT UP!

BY **BRUCE DE YOUNG**

You might be sitting at the table making sketches of a structure you would like to scratch build, or perhaps you are looking at your collection of unbuilt kits with the idea of actually taking one down and assembling it. At some point, you might begin to wonder how it will look on the layout (or diorama). Perhaps you wonder if it will even fit in that location you have in mind. If it does fit, does it overpower the scene? These questions, and many more, can be easily answered by making a quick cardboard mockup.

Let me explain how I make these useful modeling aides, and some of the ways I use them.

For smaller structures, I typically use cardboard from a cereal box for the walls and roof, but if the structure is large enough, I will sometimes use corrugated cardboard. If you are trying to see how a kit will look, simply lay out the wall and roof sections of the kit on the cardboard, and trace around them with a pencil. If you want to get an even better idea of how it will look, also trace out the window and door openings. Once you have the walls traced out, you can cut them out with a pair of scissors. More often, I will lay the cardboard on a cutting mat, and cut them out using a metal straightedge and single edge razor blade. With the wall and roof pieces cut out, you are ready to assemble the mockup. Normally, I assemble them by gluing lengths of wood on the inside corners where walls come together. If you use Aleene's Tacky Glue, you can carefully keep working on the building instead of waiting for each joint to dry. (Hey, this is a mockup, not the final structure!) Being a frugal Dutchman, I use scraps of wood to do this bracing or pine strips that I cut on my table saw. I certainly don't relish using my good basswood stock for this purpose. Occasionally, especially if I'm doing a mockup out of corrugated cardboard which is a lot sturdier, I will simply slap masking tape or duct tape over the outside corners of the structure to hold it together.

Here are a few examples I recently used on my layout. I've been working on the "Quarry Branch" of my Jersey Highlands Railroad. This branch has a rock quarry on one end and a slate quarry fourteen feet away at the other end. This branch is against the backdrop, and space is very limited. (What else is new?)

I wanted to base the main structure at the rock quarry on Walther's Glacier Gravel kit. I knew that this rather large structure would not look right in the space I had available. However, I wanted to see it in place to get some ideas of how to proceed. Laying out the walls on some corrugated cardboard, I proceeded to make a quick mockup as detailed above.

In figure 1, you can see that I used tape on the outside corners to hold it together. I sure didn't invest a lot of time on this mockup – probably around 15 minutes. But, it did give me an idea of what the kit would have looked like on the layout if I had built it as designed. More importantly, I now had a rough '3-D' "model" that I could hold up, turn around, take measurements from, and generally use as an aide in deciding how to kitbash it into something smaller. Unlike some modelers who can visualize a kitbash by simply looking at the kit walls and directions, I usually need the help of a mockup like this.



Figure 1

"Mock it Up!" continued on page 4

“Mock it Up!” continued from page 3

After some study, I zeroed in on how I wanted the final structure to look, and I made up a second cardboard mockup. The second version is shown in figure 2. I spent a bit more time on this one, but it still took less than a half-hour to make. I placed this second mockup on the layout and ‘lived with it’ for a while. I also took a number of digital photos from different angles to see how it would look.




Figure 2

If you look at the comparison photo in Figure 3, you will be able to see the components of the original kit that I kept, if a bit downsized, in the final kitbash. You can also see the difference in a quick ‘down and dirty’ mockup and a more carefully constructed one.



Figure 3

Now having a structure that I liked, I was able to take measurements right from the mockup as I began my kitbash – but that is a story for another day. Figure 4 shows the mockup translated into styrene.

Let me show you one more example. This one is from the slate quarry side of the branch. I wanted to add a freight house for the Bangor Slate Company. Studying my shelves of un-built kits, I decided to use one made by Gloor Craft in years gone by. Taking




Figure 4

some quick measurements from the drawings included in the kit, I thought that it might fit in the space I had without any modifications. However, before assembling this old ‘craftsman style’ wood kit, I decided to make a cardboard mockup, and I’m glad that I did. I placed it on the layout and verified with my NMRA gauge that I had enough track clearance. However, photos convinced me that the full-sized structure ‘over powered’ the scene, as shown in Figure 5.

Taking some measurements directly from the mockup, I finally decided to reduce the structure to about two-thirds of its original size. In the photos you can see two lines that I drew on the cardboard roof to indicate the final length of the structure, and also get




Figure 5

a good idea of how I used the mockup to make my modeling decisions. (You can see in this picture, that I did not model all the vertical supports needed for the covered portion of the freight plat-



Figure 6

“Mock” it Up! continued on page 5

THE CLUB CAR

GARDEN STATE MODEL
RAILWAY CLUB
575 HIGH MOUNTAIN ROAD
NORTH HALEDON, NJ 07508
WWW.GSMRRCLUB.ORG

MODEL ENGINEERS RAILROAD
CLUB OF NORTH JERSEY
569 HIGH MOUNTAIN ROAD
NORTH HALEDON, NJ 07508
WWW.ANGELFIRE.COM/NJ4/MERRCNJ

THE MODEL RAILROAD CLUB
295 JEFFERSON AVENUE
UNION, NJ 07083
WWW.TMRCL.COM

NEW YORK SOCIETY OF MODEL
ENGINEERS
341 HOBOKEN ROAD
CARLSTADT, NJ 07072
WWW.MODELENGINEERS.ORG

RAMAPO VALLEY RAILROAD
CLUB
620 CLIFF STREET
HO-HO-KUS, NJ 07423

THE NMRA

NMRA NATIONAL
WWW.NMRA.ORG

NMRA NORTHEASTERN REGION
WWW.NERNMRA.ORG

GARDEN STATE DIVISION
WWW.TRAINWEB.ORG/NERGSD


NEW JERSEY DIVISION OF THE
NMRA MID-EASTERN REGION
WWW.NJDIVNMRA.ORG

SEND CLUB INFORMATION TO
MEMBERSHIP AND CLUB CONTACT:
TOM CASEY
TCASEY@CO.BERGEN.NJ.US

"Mock" it Up! continued from page 4

form, neither did I model the platform supports in a prototypical way. That level of detail is just not needed when making a mockup.)

Figure 6 show a side-by-side comparison of the original mockup and the final freight house. And, Figure 7 has a view of the freight house in position on the layout.

So, grab an old cereal box, some scrap wood, and give it a try. As you can see from some of my examples, a mockup doesn't have to be pretty. It just has to represent the structure enough to convey to you the information you need. 




Figure 7



GREENBERG, 2009

By Norman Frowley


Our appearance this November at the Greenberg Train Show in Edison was a major success. Bob Tumelewicz did a fine job in locating our table in an open area near the Staten Island Society of Model Railroaders. Norman Frowley and Tom Wortmann did their modeling while a slide show was shown on a laptop computer. Other members,



▲GSD members Frank Russo, Ciro Compagno, Tom Wortmann, and Bob Tumelewicz (l-r) manning the NMRA booth at the Greenberg show in Edison.

including Ciro Compagno and Anthony Piccirillo, along with Bob, spoke to passersby about the NMRA and our division in particular. Thanks to Chuck Diljak we had a colorful brochure about the division to hand out. Tom Piccirillo provided Micro Mark catalogues which we distributed to visitors at the show.

Also attracting attendees at the show was Norman's award winning model of the

Thorndike Mill which was presented at our table under a clear acrylic box. It became a conversation piece which led to further discussions about our organization. We collected over 60 names and email addresses of persons expressing interest in the division. If things go as they did last year, we can expect several of the persons who gave us their names to become members of the NMRA and of our division in the coming year. 



CONSTITUTION CHANGES

Current Wording	Revised Wording
<p>Article 1, Section 1</p> <p>The name of the organization shall be The Garden State Division of the North-eastern Region (NER) of the National Model Railroad Association (NMRA), Incorporated (The Garden State Division/NER/NMRA, Inc.), and shall be referred to hereafter as the Garden State Division. <u>The Garden State Division was granted a provisional charter by the Board of Directors of the NER on March 28, 1964.</u></p>	<p>Article 1, Section 1</p> <p>The name of the organization shall be The Garden State Division of the North-eastern Region (NER) of the National Model Railroad Association (NMRA), Incorporated (The Garden State Division/NER/NMRA, Inc.), and shall be referred to hereafter as the Garden State Division. <u>The Garden State Division was established on March 20, 1963.</u></p>
<p>Article 1, Section 5</p> <p>Upon dissolution of the Garden State Division the Board of Directors shall, after paying or making provision for the payment of all liabilities of the Garden State Division, dispose of all assets of the Garden State Division exclusively for the Garden State Division in such a manner, or to an organization or organizations organized and operated exclusively for charitable, educational, <u>religious, or scientific</u> purposes as shall at the same time qualify as an exempt organization or organizations under Section 501(c)(3) of the Internal Revenue Code of 1954 (or corresponding provision of any future United States Internal Revenue Law) as the Board of Directors shall determine. Any assets not disposed of shall be disposed of by the Attorney General of the State of New Jersey to an organization or organizations operating exclusively for charitable, educational, religious, or scientific purposes.</p>	<p>Article 1, Section 5</p> <p>Upon dissolution of the Garden State Division the Board of Directors shall, after paying or making provision for the payment of all liabilities of the Garden State Division, dispose of all assets of the Garden State Division exclusively for the Garden State Division in such a manner, or to an organization or organizations organized and operated exclusively for charitable, educational, <u>or religious</u> purposes as shall at the same time qualify as an exempt organization or organizations under Section 501(c)(3) of the Internal Revenue Code of 1954 (or corresponding provision of any future United States Internal Revenue Law) as the Board of Directors shall determine. Any assets not disposed of shall be disposed of by the Attorney General of the State of New Jersey to an organization or organizations operating exclusively for charitable, educational, religious, or scientific purposes.</p>
<p>Article 2, Section 1</p> <p>Any current member of the National Model Railroad Association (NMRA) who resides in the counties of Bergen, Essex, Hudson, Hunterdon, Middlesex, Morris, Passaic, Somerset, Sussex, Union or Warren in the state of New Jersey, or Richmond County (Staten Island) in the State of New York, shall be a member of the Garden State Division.</p>	<p>Article 2, Section 1</p> <p>Any current member of the National Model Railroad Association (NMRA) who resides in the counties of Bergen, Essex, Hudson, Hunterdon, Middlesex, Morris, Passaic, Somerset, Sussex, Union, Warren <u>or specific sections of Monmouth</u> in the state of New Jersey, or Richmond County (Staten Island) in the State of New York, shall be a member of the Garden State Division.</p>
<p>Article 2, Section 3</p> <p>All members of the Garden State Division are required to be members of the NMRA .</p>	<p>Article 2, Section 3</p> <p><u>Removed</u></p>
<p>Article 4, Section 3</p> <p><u>The Vice President, one Director at Large, and the Secretary -Treasurer or Secretary and Treasurer, if the offices are separated, shall be elected at the annual meeting. The President, Vice President and Secretary-Treasurer or Secretary and Treasurer if the offices are separated, shall serve a term of one year and may be elected to consecutive terms. Directors at Large shall serve terms of two years with their terms alternating so only half of the Directors at Large will be elected at any time. All references in the Constitution and Bylaws to Secretary -Treasurer shall be interchangeable with either Secretary or Treasurer except Bylaw Article 3 Section 5 where the duties of these offices are set forth.</u></p>	<p>Article 4, Section 3</p> <p><u>Officers and Directors at Large shall be elected at the annual meeting. Officers shall serve a term of one year and may serve a maximum of five elected consecutive terms. Directors at Large shall serve a term of two years, alternating so only half of the Directors at Large will be elected at any time. Directors at Large do not have term limits. All references in the Constitution and Bylaws to Secretary -Treasurer shall be interchangeable with either Secretary or Treasurer except Bylaw Article 3 Section 5 where the duties of these offices are set forth.</u></p>
<p>Article 4, Section 5</p> <p>All members of the BOD shall be members of the Garden State Division <u>and the NMRA.</u></p>	<p>Article 4, Section 5</p> <p>All members of the BOD shall be members of the Garden State Division.</p>
<p>Article 4, Section 6</p> <p><u>Officers and Directors</u> shall be elected by the general membership.</p>	<p>Article 4, Section 6</p> <p><u>BOD</u> shall be elected by the general membership.</p>
<p>Article 5, Section 1</p> <p>All <u>chairmen/chairwomen</u> of standing committees shall be appointed by the President and confirmed by the BOD. <u>Chairmen/chairwomen</u> of committees shall appoint committee members.</p>	<p>Article 5, Section 1</p> <p>All <u>chairpersons</u> of standing committees shall be appointed by the President and confirmed by the BOD. <u>Chairperson</u> of committees shall appoint committee members</p>



BY-LAW CHANGES

Current Wording	Revised Wording
<p>Article 1, Section 1</p> <p>The name of the organization shall be The Garden State Division of the North-eastern Region (NER) of the National Model Railroad Association (NMRA), Incorporated (The Garden State Division/NER/NMRA, Inc.), and shall be referred to hereafter as the Garden State Division. <u>The Garden State Division was granted a provisional charter by the Board of Directors of the NER on March 28, 1964.</u></p>	<p>Article 1, Section 1</p> <p>The name of the organization shall be The Garden State Division of the North-eastern Region (NER) of the National Model Railroad Association (NMRA), Incorporated (The Garden State Division/NER/NMRA, Inc.), and shall be referred to hereafter as the Garden State Division. <u>The Garden State Division was established on March 20, 1963.</u></p>
<p>Article 2, Section 2</p> <p>Voting member – As of January 1, 2005, any current member of the NMRA who lives in the counties of Bergen, Essex, Hudson, Hunterdon, Middlesex, Morris, Passaic, Somerset, Sussex, Union, or Warren in the State of New Jersey or Richmond County (Staten Island) in the State of New York, shall be a member of the Garden State Division.</p>	<p>Article 2, Section 2</p> <p>Voting member – As of January 1, 2005, any current member of the NMRA who lives in the counties of Bergen, Essex, Hudson, Hunterdon, Middlesex, Morris, Passaic, Somerset, Sussex, Union, Warren, <u>or specific sections of Monmouth</u> in the State of New Jersey or Richmond County (Staten Island) in the State of New York, shall be a member of the Garden State Division.</p>
<p>Article 3, Section 4, Subsection A</p> <p>The annual meeting shall be called by the President and shall be held during the <u>last two weeks of January.</u></p>	<p>Article 3, Section 4, Subsection A</p> <p>The annual meeting shall be called by the President and shall be held during the <u>month of January.</u></p>
<p>Article 7, Section 6, Subsection A</p> <p>The price of a subscription shall be <u>\$5.00</u> per year regardless of the number of issues published.</p>	<p>Article 7, Section 6, Subsection A</p> <p>The price of a subscription shall be <u>\$10.00 per calendar year</u> regardless of the number of issues published.</p>
<p>Article 7, Section 6, Subsection E</p> <p>Each issue of the Whistle Post shall contain the following disclosure. "Subscription to the Whistle Post does not constitute membership in the Garden State Division. <u>To become a member of the Garden State Division you must first be a member of the NMRA. Then apply to the Secretary -Treasurer for membership in the Garden State Division including the appropriate application fee.</u>"</p>	<p>Article 7, Section 6, Subsection E</p> <p>Each issue of the Whistle Post shall contain the following disclosure. "Subscription to the Whistle Post does not constitute membership in the Garden State Division. <u>To become a member of the GSD you must first be a member of the NMRA and live within the geographical area or boundaries of the division.</u>"</p>
<p>Article 8, Section 1, Subsection E</p> <p>Voting shall be by secret ballot.</p>	<p>Article 8, Section 1, Subsection E</p> <p><u>Removed</u></p>

The Model Railroad Shop

290 Vail Avenue, Piscataway NJ 08854

Phone: 732-968-5696

Fax: 732-968-3314

Continuously operated since 1933

Daily 10AM - 6PM

Wed and Fri . 10AM - 9PM

Sun Closed

www.themodelrailroadshop.com

THE BIG LITTLE RAILROAD SHOP

63 West Main Street, Somerville, NJ 08876

Hours: Tuesday-Friday 11:00 am-7:00 pm

Saturday 11:00 am-5:00 pm

Sunday 12:00 pm-4:00 pm

"NOT JUST TRAINS"

Slot Cars, Plastic Kits, Modeling & Diorama Supplies Too!

908.685.8892

email: jan@biglittle.com



THE 3RD ANNUAL FAMILY YOUTH DAY

The weather for 2009 was interesting. It nearly washed out the summer barbecue. And, for the 3rd annual Family Youth Day, it was overcast and cold. Sure, it was late September and there is a greater risk for this type of weather. But, it sure seems that the whole summer was on the cooler and wet side.

But, despite the weather, 15-20 children showed up at Sleepy Lagoon, in Lake Mohawk, bringing their parents in tow. Every year, the Garden State Division improves on the previous year by modifying, adding, and removing parts of the program.

Each year, we find that the children enjoy building dioramas. There is something about dipping paint brushes into paint and using the bases as canvases for their landscape. Many of them also had their hands in the glue, using it to apply trees and ground cover to the dioramas. This seems to be the part of the program where the children like to spend most of their time.

Last year, the program introduced the construction of paper structures. This year, a new structure, called the Sleepy Lagoon Bait Shop was introduced.


And, every year, the children are given the opportunity to operate trains. This year, four layouts were available, three in HO scale and one in N scale. The three HO scale layouts included a Timesaver and a small yard. The remaining layouts were simple ovals.

To make things interesting this year, a simple operating scheme was introduced for the Timesaver. Blocks of wood painted the same colors as the rolling stock were randomly placed on the layout where cars could be spotted. The objective of the young operators was to move the cars to the same spot as the matching colored block of wood.

The last activity for the day was weathering rolling stock. This was a new activity for the program, and enjoyed by the kids. Instead of dipping their paint brushes in a bottle of wet paint, the kids dipped their brushes in powdered chalks. And, instead of a Styrofoam base for their canvas, the children were given cars to apply the chalk to.

Trains were not the only activity at the lagoon, that day. Many kids, young and old, were seen enjoying cupcakes, cookies, and other treats provided by the organizers and parents.

The Garden State Division would like to recognize Anthony and Judy Piccirillo for organizing the event. Maureen Wortmann and Michelle Compagno, along with Garden State Division members, Tom Wortmann, Ciro Compagno, Al Taylor, and Chuck Diljak assisted with the festivities.

Already, plans are underway for 2010. Perhaps a new activity will be added to the program. If you would like to help at the event, look for more information in a future issue of the *Whistle Post*. 



The young model railroaders are getting hands-on experience at operations▲ and weathering rolling stock▼.



▲New GSD member, Al Taylor, shares his tricks and tips on installing trees.

NEXT DIVISION MEETING

DATE:

JANUARY 17, 2010
12 NOON

SNOW DATE:

JANUARY 24, 2010
12 NOON

LOCATION:

RAMAPO VALLEY RAILROAD CLUB
620 CLIFF STREET
Ho-Ho-Kus, NJ 07423

AGENDA:

ANNUAL ELECTIONS
BUSINESS MEETING
CLINICS
OPERATING SESSION
WHITE ELEPHANT TABLE

COST:

\$4.00

CLINIC CONTACT:

IF INTERESTED IN PRESENTING A
CLINIC AT A DIVISION MEETING,
PLEASE CONTACT EVENT CHAIR:

ROBERT TUMIELEWICZ
RTUMIELEW@AOL.COM

BRUCE DE YOUNG
BDEYOUNG@OPTONLINE.NET



NOMINATIONS FOR OFFICE

The following Garden State Division members have been nominated for office. The number of Directors is being expanded by two positions. Therefore, there will be voting for four directors to the board.

Nominations can still be e-mailed to Bob Tumielewicz at rtumielew@aol.com or Bruce De Young at bdeyoung@optonline.net

The election of officers will take place during the annual business meeting. More information regarding the business meeting is

provided in the sidebar, to the left. 

Position	Name(s)
President	Tom Wortmann
Vice-President	Norman Frowley
Secretary	Ciro Compagno
Treasurer	Anthony Piccirillo
Director-at-Large	Andy Brusgard Tom Casey Chuck Diljak Tom Piccirillo



ANNUAL MEETING IN HO-HO-KUS

It is that time of year, again. It is the start of a new year. It is a time when many of us want a change from prior years, usually with New Year's resolutions. It is also the time for the Garden State Division's (GSD) annual business meeting. The GSD will be making a few changes of its own, during this meeting.



▲ *The 2009 GSD Business Meeting, in Ho-Ho-Kus*

For starters, the Constitution and By-Laws of our organization needed to be updated. Those changes are included in this edition of the *Whistle Post*. In addition, the Board proposes to expand by two Directors-at-Large. Both of these items need to be voted on by the general membership at the meeting. The members will also vote on other officers for the board.

But let's talk about the fun activities for you! Two terrific clinics are planned for the meet. The first, by Bruce DeYoung, will cover modeling tips and tricks. Bruce is a Director of the GSD and is frequently featured in various model railroad publications, including the *Whistle Post*. Ciro Compagno will present a clinic on preparing his basement for his model railroad. Ciro is the Secretary of the GSD and has a regular column in the *Whistle Post* on the construction of his model railroad.

And, when you are at a model railroad club, you should do what model railroaders do. To be specific, the Ramapo Railroad Club will host an operating session as part of the meet.

So, please join us in Ho-Ho-Kus. More details are shown in the column to the left. 



MEETING MINUTES

BY SECRETARY CIRO COMPAGNO

Purpose:

Garden State Division (GSD) Staff Meeting

Date/Time:

September 13, 2009 at 9:45 a.m.

Place:

Home of Ciro Compagno in Staten Island, NY

Attendees:

Andy Brusgard, Tom Casey, Ciro Compagno, Chuck Diljak, Ed Fraedrich, Norman Frowley, Anthony Piccirillo, Bob Tumielewicz, and Tom Wortmann.

Reports were presented:

Secretary's Report

The June 28, 2009 GSD staff meeting minutes were read by Ciro. Motion was made to accept those minutes followed by a second motion. There were no dissenting votes.

Treasurer's Report

- Anthony presented year-to-date transaction and net worth summary. As of September 13th, net worth is \$5,682.05. Motion was made to accept those minutes followed by a second motion. There were no dissenting votes.
- The Spring Meet in Union, NJ broke even.
- The Summer Meet in North Haledon, NJ resulted in negative cash flow.
- There was a round table discussion about ways to improve cash flow to break even as a bare minimum. One discussion was to remove all free food, collect \$1 per ticket, and ask for 1 ticket for a hot dog/soda and two tickets for a hamburger.

Education Committee and AP Reports

- Norman reported that there is good continued progress in the AP program. The latest is that Chuck will be receiving a merit award.
- Norman indicated it would ideal to begin summarizing and tracking AP merit award and AP certificates within the GSD. This would allow gently pushing and motivating an individual to complete the requirements of an AP certificate. Norman asked to e-mail him with any known information.

Events Report

- Bob will send an application for the Greenberg Show in Edison, NJ on November 28 & 29.
- Norman suggested that during the Summer Meet it would be helpful to have clinics outdoors versus indoors. Ed indicated the logistics of having outdoor clinics needs to be carefully considered.

Membership Report

- Andy provided an update on the membership. We presently have 400 e-mails that include 275 GSD members. Yahoo e-mail addresses are about 99% accurate.
- Andy is sending overdue notices to GSD members in the form of an e-mail or a letter if an e-mail does not exist.
- Per National rules, Hunterdon County has the necessary votes to transfer from to the GSD.
- Tom Wortmann indicated all resolved issues will be submitted to the National Board for final review and approval. He proposes revisions in the NMRA Executive Handbook.

Whistle Post Report

Chuck indicated there will be future articles about the Paul Mallery Award, revisions to the GSD Constitution and By-laws, 2010 GSD elections and layout series about Weehawken, NJ.

Election 2010

- Bob, Chairman of the Nominating Committee, has heard from candidates for the upcoming election.
- Andy Brusgard offered to send an e-mail to solicit any interest abroad to join the GSD staff.
- There was a consensus to add Chuck and Tom Piccirillo as Directors.
- The Nominating Committee shall prepare a slate of candidates for election at the Annual Meeting including at least one name for each elective office in accordance with Article 7 of the Constitution of the GSD.
- The Nominating Committee shall provide the names of the candidates to the Editor of the Whistle Post for publication in the issue preceding the Annual Meeting.

New Business

- There was a brief discussion about the pros and cons of term limits for GSD director and officer positions.
- Tom Wortmann established a GSD Constitution and By-laws Committee to review needed updates and revisions. The Committee consists of Chuck, Andy and Ciro. The goal is to propose and vote on any changes at the January 2010 Business Meeting.
- There was a debate about the Paul Mallery Award rules with several changes suggested. The goal is to recommend any changes, review by the staff and present to the membership for vote at the January 2010 business meeting.

Next staff meeting to be determined.

Meeting adjourned around 12:45 p.m.

Respectfully submitted,

Ciro Compagno, Secretary 

ABOUT THE WHISTLE POST

THE SUBMISSION DEADLINES
FOR *THE WHISTLE POST*:

JANUARY 10

APRIL 10

JULY 10

OCTOBER 10

CONTRIBUTORS TO THIS ISSUE:

ANDY BRUSGARD III

CIRO COMPAGNO

BRUCE DE YOUNG

NORMAN FROWLEY

GERRY LEONE

THANK YOU!

MISSION STATEMENT:

THE WHISTLE POST, THE NEWSLETTER OF THE NMRA'S GARDEN STATE DIVISION, SEEKS TO SERVE AS A VEHICLE FOR COMMUNICATION AMONG THE DIVISION'S MEMBERSHIP, SHOWCASE ACTIVITIES OF THE MEMBERSHIP, AND PROMOTE THE HOBBY OF MODEL RAILROADING.

COPYRIGHT:

© 2010 GARDEN STATE DIVISION.

ALL RIGHTS RESERVED.

THIS NEWSLETTER MAY NOT BE REPRODUCED IN PART OR IN WHOLE WITHOUT WRITTEN PERMISSION BY THE EDITOR AT:
GSDWHISTLEPOST@YAHOO.COM

SUBSCRIPTION COST:

\$10 PER CALENDAR YEAR

CONTRIBUTIONS CAN BE SENT TO:

CHUCK DILJAK

31 KUIKEN COURT

WAYNE, NJ 07470

GSDWHISTLEPOST@YAHOO.COM

SEND ADDRESS CORRECTIONS AND

SUBSCRIPTION PAYMENTS TO:

ANTHONY PICCIRILLO

748 WEST SHORE TRAIL

SPARTA, NJ 07871

ANTHONY13TRAINS@PTD.NET

Photo Theme for the Next Issue: **CABOOSES**



▲ *Carolina, Clinchfield, and Ohio Railway caboose number 1048, at the Spencer, NC roundhouse.*

Photo Theme is a one or two page feature in each issue of *The Whistle Post*, based on a theme. Photos and captions can be e-mailed to gswdwhistlepost@yahoo.com.

Subscribe to **The HISTLE POST**

The Official Publication of the Garden State Division of the NMRA Northeastern Region

Name

Address

City State Zip

NMRA #

A subscription to the Whistle Post is \$10.00/Year

Please send a completed copy of this form and a check made payable to the Garden State Division to:
Anthony Piccirillo, Treasurer, 748 West Shore Trail, Sparta, NJ 07871


The date in the corner of the mailing label shows when your subscription ends ⇨ 1/11

All subscriptions run from January to December



- The Kalmbach Memorial Library has announced that the book "The History, Making, and Modeling of Steel" by Dean Freytag is back by popular demand. After several years out of print, 700 identical reprints of the original 165 -page hardcover book will be produced and released in December. This is the book's third printing. NMRA members can purchase the book for \$47.95 (plus s&h); all others pay \$65.95 (plus s&h). Visit the online store at www.nmra.org
- The NMRA "return address" label fundraiser was a great success this year and many members have asked the NMRA to repeat it annually (versus every-other year, which it now is). The matter is being taken under consideration.
- As you may have seen in *Scale Rails*, the Milwaukee 2010 Convention Team is well along with their plans for next summer. They'll be featuring one "special event" every day of the convention. All are "extra fare" events during the convention.
 - Sunday: Beer & Brat Fest in Zeidler park
 - Monday: Dinner cruise
 - Tuesday: Dinner Social at the Milwaukee Public Museum
 - Wednesday: Ladies' Luncheon at the Milwaukee County Zoo
 - Thursday: Dinner Train
 - Friday: Traditional Wisconsin Fish Fry
 - Saturday: 75th Anniversary Banquet & Awards Ceremony, with keynote speaker Jim Hediger of Model Railroader magazine.
- When it comes to activities, the Milwaukee Convention has been called "a monster." Here's a sampling of some of the stats:
 - There are 27 separate layout tours scheduled with no repeats
 - There are 16 separate prototype tours scheduled with no repeats, including Kalmbach Publishing, Walthers, and Badger Air Brush
 - There are 9 separate general interest tours with no repeats
 - There are 27 different OPSIG layouts open during the convention
 - There are 8 social events scheduled... one for almost every night of the week
 - The RPM is celebrating their 25th Anniversary at the convention
 - The National Train Show already has 69% of its booths sold
- In February the NMRA will officially kick off its Diamond

Club fundraiser. Diamond Club funds will go towards scanning and digitizing the 100,000 photographs in the NMRA's Kalmbach Memorial Library. Thumbnails of the photos will be displayed online at www.nmra.org where members and paying researchers can purchase prints.

- The NMRA and California State Parks have signed a Memorandum of Understanding that paves the way for the development of a model railroading exhibit at the California State Railroad Museum (CSRM) in Sacramento, Calif., one of the country's premiere railroad museums. The CSRM is California's third ranking tourist attraction, and welcomes over 600,000 visitors each year. The planned exhibit will be approximately 3,500 square feet and will be constructed in the CSRM's Roundhouse Gallery. The exhibit will trace the history of the hobby from its beginnings in the early 19th century to the present. No dues money or other NMRA funds will be used for the exhibit, but instead the Howell Day Museum of the NMRA will hire a professional fund raising organization to solicit the needed funding from corporations and other donors. For more details, see the press release located on the NMRA website at <http://www.nmra.org/national/news/hmdcsrcm.html>. 

In Training

by Chuck Diljak



An armchair modeler converts to DCC

CIRO'S CORNER

THE RICHMOND HARBOR IS AN HO SCALE LAYOUT I AM CONSTRUCTING IN MY BASEMENT.

THIS SERIES OF ARTICLES WILL FOLLOW THE PROGRESS BEING MADE ON THE LAYOUT.

THIS SIDE COLUMN HIGHLIGHTS THE WEBSITES OF ITEMS OF INTEREST THAT ARE MENTIONED IN MY ARTICLE, TO THE RIGHT. CLICK ON ANY OF THE HIGHLIGHTED LINKS LISTED BELOW.

[STATEN ISLAND RAPID TRANSIT](#)

QUESTIONS REGARDING THIS SERIES CAN BE SENT TO:
CIRO COMPAGNO
GSDSECRETARY@VERIZON.NET

JUNIATA RIVER & SOUTHERN, PART III

RICHMOND HARBOR

BY CIRO COMPAGNO

Although you have not seen a report since the last *Whistle Post* issue, I have been quite busy. The basement was completed in December. Benchwork construction will begin sometime in January followed by the mainline.


Previous installments of this column were named for the Juniata River and Southern. However, as some of you know, I have changed my mind on the name of my model railroad and settled on a proto-freelanced model of the Staten Island Rapid Transit (SIRT) in the fall of 1952.

The new railroad name will be Richmond Harbor, a subsidiary of the Baltimore & Ohio RR. I plan to model the 6.1 mile North Shore Branch from St. George to Port Ivory. I would like to also model West 26th St. Freight Station and Storage Warehouse in Manhattan (at 12th Avenue) on a lower level (design in progress). I now have a greater appreciation for the many industries serviced along the North Shore: US Gypsum Co. in New Brighton, Bethlehem Steel in Mariners Harbor and Proctor and Gamble in Port Ivory, along with many smaller coal and lumber dealers in between. However, the most important destination for the B&O was Manhattan using car floats from St. George. This allows modeling the harbor with bulkheads, seawalls, piers and float bridges. Because of the amount passenger service, a two track mainline was justified. This all adds up to an action packed setting that can reasonably modeled in a small area.

I decided to model the fall of 1952 because it was the last fall before all passenger service ceased on the North Shore Branch (along with the South Beach Branch) in March 1953. I will be modeling both passenger and freight service.

A longtime SIRT fan Marc Piantanza captures it very well: "What amazes me the most about the SIRT is its dual personality as a short urban commuter railroad (subway) and an inner-city freight branch for a Class 1 east coast railroad. The more I studied the SIRT the more I realized how "B&O" the line really was. It was unique that it had an electrified commuter railroad, but standardized with the rest of the system because it used CPL signals and B&O cabooses and Alcos."

The support I am receiving after making this change has been overwhelming. Now, I hear stories from fellow Staten Islanders about their experiences with the SIRT. There are stories of working for the railroad, stories of being a child riding the train, stories of working for the bustling industries, etc. The bonus is the abandoned mainline and derelict facilities are only minutes away from home. This is invaluable in these busy times.

Look for future updates on the Richmond Harbor in the *Whistle Post*. Until then, take note of the herald for the Richmond Harbor RR. True to the SIRT herald, it uses the B&O design with the railroad reporting marks of "RH". 





GSD SUMMER BARBECUE

The day began auspiciously. Earlier in the week, weather reports predicted Hurricane Danny would impact the GSD Summer Barbecue. But, Mother Nature granted the division a reprieve, and the 75 attendees benefited.

The HO scale Garden State Railway Club and O scale Model Engineers Railroad Club of North Jersey hosted the barbecue for the GSD.

Two clinics were presented at the barbecue. Dan Laurie and Bill Weisse shared their tips for designing and building structures. The structures were designed using a computer and printer. They used Krylon Clear Matte to seal the ink on the paper. Once printed, the paper was glued to the structure core using




▲GSD members line up for hot dogs and hamburgers at the barbecue.



Avery Permanent Glue Stic. Dan and Bill also demonstrated how they added texture to shingles and stone by simply wrinkling the paper.

Walter Johnson presented a clinic on kitbashing and building electric motors. Last year, Walter presented a clinic on building catenaries. After building catenaries, locomotives (or motors) were needed to run under the wire.

The day also included the auction of mystery boxes, a 50-50 raffle, and the sale of model railroad equipment from an estate.

A big thank you to all who made this year's barbecue a success, including Mother Nature! 

▼Walter Johnson presenting his clinic on kitbashing electric motors (locomotives).

▲Dan Laurie (l) and Bill Weisse (r) present a clinic on creating structures using a computer and printer.

▼Below is an example of Dan and Bill's structures.



SUPPORTING HOBBY SHOPS

THE BIG LITTLE RAILROAD SHOP
63 WEST MAIN STREET
SOMERVILLE, NJ 08876
PHONE: 908-685-8892
E-MAIL: JAN@BIGLITTLE.COM
WWW.BIGLITTLE.COM
TUES-FRI 11AM - 7PM
SAT..... 11AM - 5PM
SUN 12PM - 4PM

JACKSON HOBBY SHOP
2275 W. COUNTY LINE RD.
BENNETTS MILLS PLAZA
JACKSON NJ 08527
PHONE: 732-364-3334
WWW.JACKSONHOBBY.COM
TUES, WED, THURS..... 10AM - 6PM
FRI..... 10AM - 8PM
SAT..... 10AM - 5PM
SUN, MON..... CLOSED

THE MODEL RAILROAD SHOP
290 VAIL AVE.
PISCATAWAY, NJ 08854
PHONE: 732-968-5696
WWW.THEMODELRAILROADSHOP.COM
DAILY..... 10AM - 6PM
WED AND FRI 10AM - 9PM
SUN CLOSED

THANK YOU!

THE JACKSON HOBBY SHOP
SUPPORTS THE NMRA BY PROVIDING A 10% DISCOUNT ON TRAINS AND TRAIN SUPPLIES WHEN YOU SHOW YOUR NMRA CARD. THE REMAINING HOBBY SHOPS SUPPORT THE GARDEN STATE DIVISION BY PROVIDING DOOR PRIZES FOR OUR MEETINGS.


TOWERS

by Andy Brusgard III



◀ The Harris Tower in Harrisburg, PA, restored by the Harrisburg Chapter of the NRHS.

The tower has an ATCS (Advanced Train Control System) display which relays train positions via a dispatcher on a computer display screen. This allows visitors to see where the trains are around Harrisburg and Enola.



Visitors are allowed to operate the interlocking machine

and was a real treat. The display board and machine are linked to a laptop that has dispatcher simulation. When a train enters the territory a bell sounds. Plus, a computer voice announces train orders as they come into the operator's desk. Lights on the board show signs and train movements as they pass through the 3000 foot territory. All together, it takes five people to run the machine. ▲



◀ The Amtrak train, as seen from the Harris Tower, is departing Harrisburg. The train was the westbound Pennsylvanian.



Chuck Diljak
31 Kuiken Court
Wayne, NJ 07470

*The date in the mailing label corner identifies
when your subscription ends ⇨ 1/11*

Subscriptions run from January to January



THE TIMETABLE

Sunday, 1/17/10, NMRA Garden State Division Winter Meet, The Ramapo Valley Railroad Club, 620 Cliff Street, Ho-Ho-Kus, NJ. Noon. For more information: www.trainweb.org/nergsd/

Sunday, 1/24/10, Northwest Jersey Train-O-Rama, Dover High School, 100 Grace Street, Dover NJ. 9AM-3PM. \$5 if preregistered or \$6 at the door. For more information: www.dovertrainshow.com

Sunday, 1/30-31/10, The Amherst Railway Society Railroad Hobby Show, Eastern States Exposition Fairgrounds (The Big E), West Springfield, MA. Saturday 9AM-5PM, Sunday 10AM-5PM. Adults \$10, children 15 and under Free, parking \$5. For more information: www.railroadhobbyshow.com

Saturday-Sunday, 2/6-7/10, Great Scale Model Train Show, Maryland State Fairgrounds, 2200 York Rd, Timonium, MD. Saturday, 9AM-4PM, Sunday 10AM-4PM. General admission \$9, children under 15 Free, family \$18. For more information: www.gsmts.com

Saturday-Sunday, 2/27-28/10, Allentown Train Meet Associates Spring Thaw, Allentown Fairgrounds Agricultural Hall, Allentown, PA. Saturday 9AM-4PM, Sunday 9AM-3PM. Adults \$6, children 12 and under Free. For more information: www.allentowntrainmeet.com

Friday-Sunday, 3/12-14/10, 3/19-21/10, 3/26-28/10, The New York Society of Model Engineers Fall Exhibition, 341 Hoboken Rd, Carlstadt, NJ. Friday eve-

nings 7-10PM, Saturday and Sunday afternoons 1-6PM. Adults \$5, children \$1, children under age 5 Free. For more information: www.modelengineers.org

Saturday-Sunday, 3/13-14/10, Greenberg's Train & Toy Show, New Jersey Convention & Expo Center, 97 Sunfeld Ave, Edison, NJ, 10-4PM. Adults \$7, Children 12 and under, Free. For more information: www.trainshow.org

Sunday, 1/24/10, Northwest Jersey Train-O-Rama, Dover High School, 100 Grace Street, Dover NJ. 9AM-3PM. \$5 if preregistered or \$6 at the door. For more information: www.dovertrainshow.com

Sunday, 3/14/10, Northwest Jersey Train-O-Rama, Dover High School, 100 Grace Street, Dover NJ. 9AM-3PM. \$5 if preregistered or \$6 at the door. For more information: www.dovertrainshow.com

Friday-Sunday, 3/26-28/10, Railroad Prototype Modelers Valley Forge, Desmond Great Valley Hotel & Conference Center, Malvern, PA. Registration: \$35. For more information: www.phillynmra.org/RPMMeet.html

Saturday-Sunday, 4/10-11/10, Great Scale Model Train Show, Maryland State Fairgrounds, 2200 York Rd, Timonium, MD. Saturday, 9AM-4PM, Sunday 10AM-4PM. General admission \$9, children under 15 Free, family \$18. For more information: www.gsmts.com

Friday-Saturday, 6/4-5/10, New England/Northeast Prototype Modelers Meet, Canton Community Center, 40 Dyer Avenue, Collinsville, CT. For more information: www.neprototypemeet.com

To have a show or meet listed, please e-mail the information to gsdwhistlepost@yahoo.com