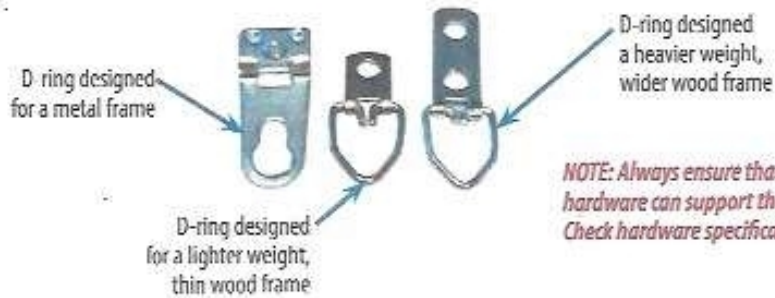


HANGING PROCEDURES FOR FRAMED AND CANVAS WALL ART:


Preparing your wall art with care will help prevent accidental damage to your art, and will give your art a more professional appearance.

D-rings are the preferred method of attaching wire to the frame.



NOTE: Always ensure that your hanging hardware can support the weight of your art. Check hardware specifications.

D-rings are attached by screws on each side of the frame.



Placement of D-rings is determined by the size of the frame.

- For small frames, placement is about one fifth of the way down from the top of the frame.
- For vertically longer frames, placement is about 4 to 5 inches from the top (possibly more for really large frames).

IMPORTANT: The placement of D-rings must allow concealment of the hanging wire and the wall hook, and allow leveling of the frame.

No screw eyes or saw tooth hangers or backboard hooks allowed for hanging

Although some frames are purchased with mounting hardware already installed, a more secure way of hanging such as with D-rings and wire must be installed on the frames.



NO SCREW EYES



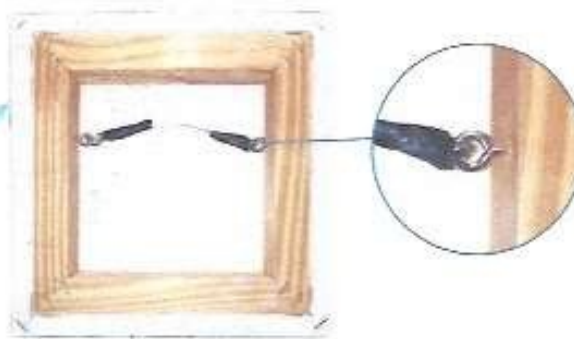
NO SAWTOOTH HANGERS



NO RINGS OR HANGERS MOUNTED ON BACKING BOARD

Screw eyes may be used inside canvas frames if they are large enough to support the canvas with an attached frame.


NOTE: The visible sides of the canvas must be painted if they are not covered by a frame.



Hanging wire should be tight enough so that when the art is hung, the picture hanger will not be visible.

When hung, the pulled center of the hanging wire should be about 2 inches away from the top of the frame

The wrapped ends of the hanging wire must be covered with tape to protect against injury



Suggested Hanging Wire:



Super SoftStrand, Size # 6
Plastic Coated,
Stranded
Stainless Steel
Picture Wire
(weight spec of 60 lb.)

Note: This wire spool comes with convenient step-by-step visual instructions for attaching the wire to a D-ring.

(This spool was purchased on Amazon, but might also be found at other framing supply stores.)

Hanging wire should be threaded twice through the D-ring, and the end should be wound around the hanging section before concealing under tape.



Threaded wire is shown here before taping over the end of the wire. Heavier pictures require more wrapping.