

How to prepare for your session:

When you arrive at the clinic, you may be asked to:

- Remove jewelry, makeup and self tanner, and nail polish.
- Tie up long hair



- Remove your outer clothing in a private setting

- Please notify the technician if you have any moles or areas of concern underneath your underwear or on your scalp
- If you are 16 or younger a parent/legal guardian must be present during the appointment



What to Expect: A Step by Step Guide

1. A trained Dermographer will provide a COVID-19 check in the reception area first.
2. You will be led to a private area to disrobe.
3. You will be slowly guided through the poses to ensure that your skin is imaged at a comfortable pace.

4. The information will be securely recorded in the system for you and your doctor to take the necessary next steps depending on the result of your examination.
5. If the Dermographers finds a suspicious spot, you may benefit from the Advanced Skin Cancer Screening (ASCS) that includes Dermoscopy images reviewed by our Academic Dermatologists.

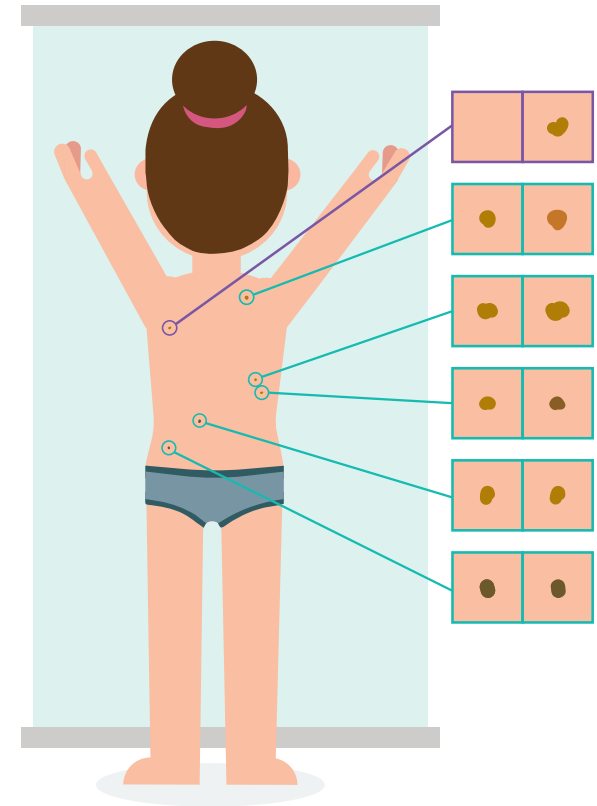
Prescription for ASCS?

If you are a referral patient, please bring your avatar prescription form with you. Your provider may have used this during your doctor's appointment to mark with "X's" the spots he/she would like photographed. Please add any locations of your concern with an "O." The Dermographer will image all marks on the form and any other suspicious areas during your ASCS. **Anyone can get the ASCS without a prescription.** This form is available on our website for your convenience but is not required.

Offices near you? DermDetect uses the best professional office locations near you to perform your private examination. Tell the office receptionist that you are there for the DermDetect Advanced Skin Cancer Screening, and our Dermographer will greet you with a smile and escort you to our private office.

What's Next? Check your skin! Perform a self-exam every one to three months to help you know your moles and notice any potential changes over time. The SKLIP Dermoscopy attachment is available for purchase, so now you can add high-resolution images to your file too! We will show you how to send your pictures for a Teledermatology consult using the MoleScope APP.

Have any questions or concerns? Ask away! We want to ensure you're as comfortable as possible with your experience. If you notice any new changes to your skin, be sure to contact your doctor.



Total Body Photography (TBP)

Imaging all your moles for monitoring your skin health.



DermDetect - Virtual Office locations
320 N. Carson St
Carson City, NV 89701

What is Total Body Photography (TBP)?


The process of taking high resolution images of your skin from head to toe to help your doctor monitor and assess your moles.



Benefits of TBP?

There are many reasons why TBP may be a good idea for you. Some of the most important reasons are that it:

- Supports imaging of all of your moles
- Provides reassurance- professionals work to detect any concerns as early as possible to reduce the risk of unnecessary procedures
- Is quick! Takes less than 15 minutes



Who should consider TBP services?

Certain factors may increase your chances of developing skin cancer. Patients with any number of risk factors may benefit from TBP services in addition to regular self skin checks. Some risk factors include:

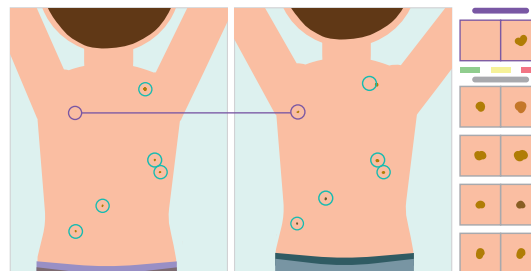
- Having many moles (more than 50)
- Having a personal history of skin cancer
- Having an immunosuppressive condition
- Taking any immunosuppressive medication
- Having a family history of skin cancer
- Having any large moles (larger than 1 cm in diameter)
- Having extensive sun damage to your skin
- Use of sunbeds

Please talk to your doctor for a full assessment to see if TBP is recommended for you.

Smarter skin checks

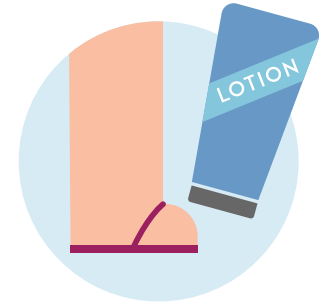
We're harnessing the power of artificial intelligence to make your skin checks smarter than ever for a first-in-class experience!

Your moles will be mapped to your virtual 3D body map, where your specialist and the system can work together to track any changes over time.

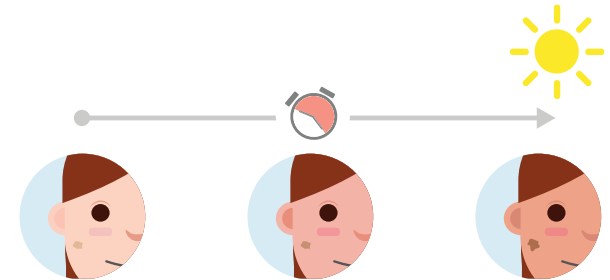


Helpful tips

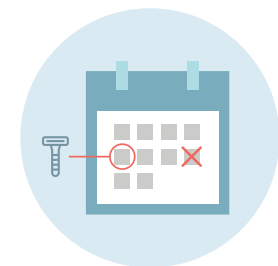
Make sure your skin is moisturized and not dry the day of imaging.



A suntan or sunburn can change the appearance of moles on your skin for TBP. Always practice good sun safety!



If you wish to shave or wax before your check-up, please do so several days beforehand so that any small pimples, scabs or ingrown hairs have proper time to heal.



Frequently asked questions: (FAQ)

Why do I need images of my skin? My doctor usually just looks and freezes and biopsies every time.

Answer: To see changes that may be the earliest indicators of skin cancer. Without an image that is easily retrieved and reviewed and precisely mapped to your body, how can anyone remember what it looked like last month?

What kind of images are best?

Answer: Total Body Photography with Artificial Intelligence is called Full Body Imaging(FBI). The computer helps to map each mole to the 3D Avatar. When you get your annual follow-up FBI, the computer TRACKS and STACKS last years image next to this year. Now you can easily see global changes in color, size, shape, and if there is a new spot, that is very important and placed on the top of the stack. These images can be magnified, yet even with 12-megapixel resolution, the ON-AXIS CLINICAL IMAGE is much higher resolution. This image shows what the doctor could see with their eyes and when you magnify this image, they see much more clarity! The DERMOSCOPY image uses a small drop of mineral oil to shine light into the skin. The Dermoscopy image is automatically placed next to the On-Axis clinical image for easy review.

Where is the best place to store my images?

Answer: Most doctors that take images find it difficult to share them with their patients so they are the only ones that can see them, and you must request your medical record to get a copy. That is why we give you the MOLESCOPE APP to provide you with easy and secure access to your images and reports. With secure cloud storage that uses the same high-level of security as hospitals, you can see your images whenever you need to look for change. Simply login, view the 3D Avatar to locate the spot in question, click on that spot and instantly see your images. Now you can also share your images with any doctor in the world that has access to the INTERNET.

Who is the best qualified to read your images and advise you when you need to seek medical treatment?

Answer: Our academic dermatologists teach doctors to interpret images. Dermoscopy can be very difficult to read and requires experience. There is also an advantage to our potential ability to reduce the number of unnecessary biopsies by 50%. Our readers have no economic incentive to perform a surgical procedure that will result in a scar, will place you at risk of infection, and will earn money for the provider.

Is it true that only the top dermatology practices offer these services?

Answer: No. There are several private office locations that perform similar testing and charge \$455 or more. We are not aware of any that offer the MoleScope APP and FREE access to DermEngine for your doctor to benefit from the power of Intelligent Dermatology with A.I.

Does my doctor need to order the ASCS?

Answer: No. The ASCS is available to anyone that becomes a "PARTICIPANT" in our collaboration. DermDetect will contract with most medical practices to provide the same services as their staff. This allows the Physician to order, schedule, and collect for the ASCS and we perform in their office or ours.

Do I have to share my images with the researchers?

Answer: No. The research is being performed under strict control by an Institutional Review Board (IRB) and you will be given the opportunity to opt in or out after reading the IRB invitation on an iPad. DermDetect is data collection and we are not part of the IRB that intends to use images that are independent of your identity.

Why is the cost of the ASCS so low when compared to tests that are performed by other dermatology practices?

Answer: The ASCS is quick and easy and 100% non-invasive. We want everyone that is at risk of skin cancer to take charge of their health with this powerful new technology. You must agree to be a "PARTICIPANT" in our collaboration to get the ASCS. If you need to see your doctor, you will become a "PATIENT" of that doctor. Malpractice insurance is very expensive and required for any medical professional that is practicing medicine. DermDetect is "Data Collection" that is performed with the consent and release signed by the Participant. DermDetect pays Dermatologists to color-code each ASCS. If they mark a RED, you need to become a patient and we will train your doctor to use the powerful DermEngine workstation to perform Sequential Digital Dermoscopy Imaging (SDDI). With the images that we gathered compared to the images they capture during your office visit; you and your doctor will be able to look for changes. If there are no changes, there is no need for biopsy!

Is SDDI available to all patients?

Answer: No. You need a baseline ASCS to perform SDDI. The only way to see change is with a baseline set of images. Blood tests, mammograms, and chest films are all examples of baseline records that help when you suspect a problem. NOTE: ASCS is 100% noninvasive and there is no radiation or needle!

Is DermEngine a proven technology?

Answer: Yes. DermEngine and MoleScope has been widely used all over the world by single payor health systems. It is only the "Pay for Services" and our highly litigious environment that has slowed the wide-spread adoption in the USA. There have been over one million studies performed worldwide.

Does my insurance pay for the ASCS?

Answer: No and Yes. There is no CPT code for the ASCS. Our technology incorporates years of proven research on imaging that has been shown to improve outcomes. The secure cloud and Smartphone technology is new and it may take our published results before your insurance company will pay. We recommend Health Savings Accounts (HSA) for payment and please consider carefully your "out-of-pocket" cost after you pay the deductible on your insurance with co-pay. Most policies only pay after you exceed your deductible and most of the expense for "approved" procedures is paid by you!

Are there any other payment options for getting the ASCS?

Answer: Yes. When your employer pays for the ASCS on their employees that are at risk of skin cancer, they deduct the expense and benefit from the charitable gift to their loyal employee. If skin cancer is detected early, the corporation benefits from reduced healthcare costs, continued service by their employee, and the saving of not having to hire and train a replacement. EMPLOYER sponsored ASCS makes sense and benefits all. DermDetect also offers subscriptions plans starting at only \$9.99 per month.