

# Rogue Track Light Instruction Leaflet

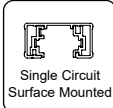
arco



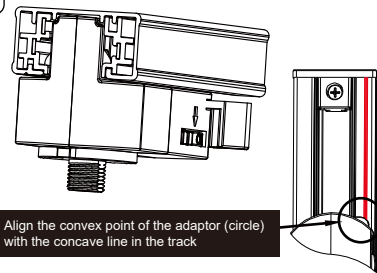
## Installation please read these instructions before installing



**WARNING** - This product must be installed by a qualified installer.

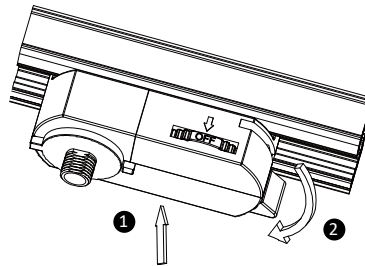


1.

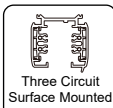
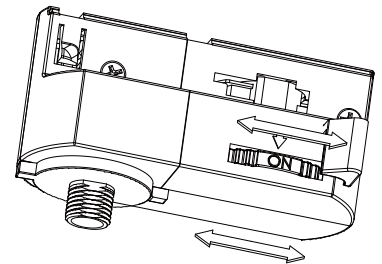


Align the convex point of the adaptor (circle) with the concave line in the track

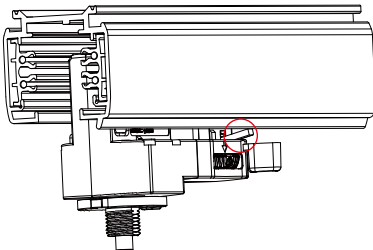
2.



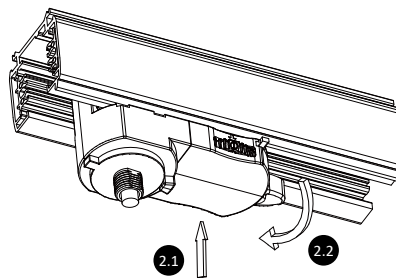
3.



1.



2.



2.1

2.2

## Disclaimer

1. Ensure the product is installed correctly before connecting to electricity.
2. Do not cover the fitting.
3. Do not touch the reflectors, glass, LEDs etc.