

Our American Roots Cut Flower Division



Crocosmia

Crocosmia

In the dog days of summer, when Spring color has long since faded and many plants are wilting in the heat, few plants offer as brilliant a show of color as Crocosmia. A late summer garden is incomplete without their brilliant colored flower spikes; vibrant scarlet, red, orange, gold, yellow, and coral red/pink. The long spiky foliage of Crocosmia provides a plant form somewhere between grasses and gladiolus, above which appear gracefully arching stems bearing their flowers. Their colors, tubular flowers and nectar are a beacon for hummingbirds and bees alike.

As garden lots have gotten smaller and patio gardens have become more prevalent, shorter varieties of plants have become more popular. We have been breeding and selecting for shorter Crocosmia and for different colors and color combinations. Varieties with a ™ next to their name were bred by our grower, Niels van Noort and are exclusively grown in our fields.



*Hummingbirds
love
crocosmias!*

GROWING TIPS FOR CROCOSMIA AS CUT FLOWERS

When to Plant:

Our Crocosmia are available for shipping from February into May, but there is little to be gained by planting them before temperatures are warm enough to promote sprouting and growth. Here in Western Washington, there is no benefit to planting before the 2nd half of April when highs are above 60°F and lows above 45°F and daily temperatures are getting warmer over time.

Other parts of the country will vary, but these high and low temperatures can be used as a guideline. Our Crocosmia planted in the field in late April start to flower in July and continue through August. Avoid over watering early on and protect from frost.

Light:

Crocosmia do best in full sun. Although native to South Africa, many are hardy to zone 5 or 6 chills, especially with winter mulch and good siting.

Planting:

Plant 3"-4" deep with the pointy part of the corm up. Use a well-drained soil. They do not like to sit in saturated soils. Take care of this especially when planting early when conditions are cooler and not conducive for vigorous growth. Under these conditions, water after planting and then wait to water again until growth commences. Once up and growing, water more liberally.



Name: Adriana™

Color: Orange


Height: 36"



Name: Diablito™

Color: Red

Height: 24"



Name: Erika™

Color: Red

Height: 32"



Name: Eva™
Color: Orange
Height: 24"



Name: Lucifer
Color: Red
Height: 36"




Name: George Davidson
Color: Yellow
Height: 32"



Name: Orange
Cherub™
Color: Orange
Height: 32"



Name: Jochem™
Color: Red w/ Yellow
Height: 36"



Name: Paul
Bunyan™
Color: Orange
Height: 36"



Name: Pink Carmin™
Color: Coral / Pink
Height: 24"



Name: Veracruz™
Color: Red w/ yellow stripe
Height: 32"



Name: Seraphim™
Color: Red
Height: 32"



Name: Walberton Yellow
Color: Yellow
Height: 24"




Name: Sharona™
Color: Coral / Pink
Height: 24"



Name: Yellow Lucifer™
Color: Yellow
Height: 32"

This farmer isn't just
good at his job



He's out standing in
his field

About our Head Grower:

Originally hailing from South Holland, Niels Van Noort (pictured) is Our American Roots' head grower and co-owner. He is involved with all aspects of life on the farm from growing and harvesting, to production, distribution and equipment management. Niels brings a rich history of the Dutch bulb farming tradition to the Pacific Northwest. His father was the first to introduce Lucifer, the popular crocosmia variety, to the British bulb market. He specializes in crocosmia hybridization, and has created many of the popular Our American Roots trademarked varieties we sell including Adriana™, Diablito™, Erika™, and Sharona.

We here at the farm appreciate his his deep knowledge of the farming process, and his very, very punny sense of humor !

For more information, contact:

**Our American Roots
Cut Flower Division**

**35306 NW Toenjes Rd
Woodland, WA, 98674 USA
360-938-8803**

sales@ouramericanroots.com

Www.OurAmericanRoots.com

