

# The



# Distributor

*The Monthly Newsletter of Queen City Model A Club, Charlotte NC*

*Dedicated to the Restoration and Preservation of the Model A Ford and we like to drive them too.*

Our Website is [queencitymodelaclub.com](http://queencitymodelaclub.com)

**June, 2023**

*The Prez Sez,* May has been an active month for the club. Some of us took part in the auction at the Klutz farm, we had a great mystery tour to Lexington, both the north and south breakfast meetings showed growth in attendance and by the time this letter comes out, we will have had the picnic tour to Landsford canal and our regular monthly meeting. On top of that, we have continuing work days in Jim's shop with up to 15 coming by to help or just socialize.

The Crosbys and Phillips get a gold star for planning and executing a great Mystery tour. We had more first timers for a mystery tour than we had old timers. We only had one breakdown, an electrical short, that was diagnosed and repaired quickly. Larry and Jean Long are looking forward to possessing the Golden Wrench Award to be given at the May meeting. His car has been in Jim's shop since for permanent repair of wiring at the junction box and a rework of his distributor. Before the month is out, he is also scheduled for a replacement of his top material.

In June, we have a BBQ picnic in the Fort Mill area at the farm of family members of Chris and Kate Neil. Look for details in this letter. The event is being sponsored by Bob Wessmiller. It is important to note that both the Neils and Bob Wessmiller are new members willing to stand forward and make these plans. I'm told we will play model A games as part of the entertainment.

See you down the road, *Kalei*



## **QCMAC OFFICERS**

### **President**

Kalei Unea

[kaleiu01@gmail.com](mailto:kaleiu01@gmail.com)

704/519-9900

### **Vice President**

Troy Dalsing

[troydalsing@icloud.com](mailto:troydalsing@icloud.com)

704/956-4964

### **Secretary**

Carrie Swann

[seau4oacs@aol.com](mailto:seau4oacs@aol.com)

704/617-4901

### **Treasurer**

John Haack

[jhaack68@att.net](mailto:jhaack68@att.net)

### **Phone Tree & Tool Crib**

Ron Bryant

[ribryant5495@gmail.com](mailto:ribryant5495@gmail.com)

704/998-8856

### **Newsletter Editor**

Jim Townsend

[townsendj@comporium.net](mailto:townsendj@comporium.net)

828/964-3425

### **Webmaster & Event Coordinator**

Sandeep Berry

[Sandeep@tsbberry.com](mailto:Sandeep@tsbberry.com)

847/208-5921

## 2023 QCMAC Event Calendar

<b><u>January</u></b>	<b><u>February</u></b>	<b><u>March</u></b>	<b><u>April</u></b>
7 <sup>th</sup> Board meeting at Captain's Cap  16 <sup>th</sup> General Meeting Golden Corral Brad & Jane Fisher hosts	20 <sup>th</sup> General Meeting John's Restaurant Glenn & Carrie Swann hosts	20 <sup>th</sup> General Meeting Sports Page Troy Dalsing Host  25 <sup>th</sup> Blow of the cobwebs Tour Try Dalsing 29 <sup>th</sup> Breakfast at BigView9am	6 <sup>th</sup> Northside breakfast 13-15 Charlotte AutoFair 14-15 Old 96 flea market 16 <sup>th</sup> QCMAC Car Show White Home 17 <sup>th</sup> General Meeting Golden Corral Geoff & Clare Leek Hosts
<b><u>May</u></b>	<b><u>June</u></b>	<b><u>July</u></b>	<b><u>August</u></b>
6th-7th Mystery Tour 11 <sup>th</sup> Northside Breakfast at Corine's Cafe 20th Landsford Canal Tour  15 <sup>th</sup> General Meeting John's Restaurant Bill & Anne McDonough Host	10 <sup>th</sup> BBQ Picnic, Fort Mill  19 <sup>th</sup> General Meeting Sports Page Glenda & Dwight Jackson Hosts 22 <sup>nd</sup> Northside Breakfast at Corine's Cafe	17 <sup>th</sup> General Meeting Golden Corral Danny and Susan Phillips Hosts 27 <sup>th</sup> Northsid Breakfast at Corine's Cafe ? Poker Run Tour	21 <sup>st</sup> General Meeting Danny & Linda Foster Hosts  26-28 Linville Falls Tour Brad & Jane Fisher
<b><u>September</u></b>	<b><u>October</u></b>	<b><u>November</u></b>	<b><u>December</u></b>
18 <sup>th</sup> General Meeting Sports Page Bruce & Jane Hyland Hosts  23 <sup>rd</sup> Murray Mill Tour  29th-1 <sup>st</sup> Beach Tour, Ocean Isle. Claude Palmer Host	16 <sup>th</sup> General Meeting Golden Corral Sandeep Berry Hosts	20 <sup>th</sup> General Meeting John's Restaurant Rion Rutledge Hosts	11 <sup>th</sup> Christmas Meeting  9 <sup>th</sup> Harvey Hood Memorial Christmas Parade Tour  9 <sup>th</sup> Denver NC Parade

**Note: Events with ? Indicate they are tentatively scheduled.**

**Meeting place addresses**    Golden Corral – 11025 E Independence Blvd., Matthews, NC  
 John's Restaurant – 2002 Westinghouse Blvd, Charlotte, NC  
 Sports Page – 8400 Bellhaven Blvd., Charlotte, NC

**September 29<sup>th</sup> thru August 1<sup>st</sup> will be our 2023 Beach Tour to Ocean Isle Beach. We will stay at the Islander Inn, front row, where we have stayed on a number of occasions. Claude Palmer is our leader and details will follow.**

**Rumors could be True! Troy Dalsing is actually planning a tour in 2024 that would take you South through Georgia and Florida to Key West. This would be a 10-14 day tour with a time frame under consideration of May 29<sup>th</sup> thru June 15<sup>th</sup>, 2024. If you are interested, mark your calendars and let Troy know you wish to be considered. At time of press, the editor is aware of 5 members indicating interest. This is a trip requiring long range planning and Model A preparation.**

## QCMAC BBQ Picnic and Games – June 10

*Bob Wessmiller is your host*

**Queen City Model A Club  
Presents A  
Bar-B-Q and Model A Games Day  
Saturday June 10, 2023**

**Where:** 1517 Mary Ellen Drive, Fort Mill, SC – Neil Family Home

**Directions** – I-77 to exit 90 Carowinds Blvd, head west and make a left turn on Pleasant Rd (Rt.22). Make a right turn on Mary Ellen Drive. continue to Neil Family home on left, 1517 Mary Ellen Drive, Fort Mill, SC.

**Time:** 12:00 PM to 4:00 PM. Food will be served from 12:30 to 2:00 PM. Afterwards we will have several Model A Games and a Trivia Contest.

**Cost:** \$10.00 per person. Children under the age of 12 are free. Reservations required. Contact Sandeep at (847) 208-5921, Cash payment due day of event.

**Menu:**

Pulled BBQ Pork by a renowned Kansas City BBQ Judge.

BBQ Chicken – flavorful, moist chicken you will long remember.

BBQ Beans – simmered in the juices of the Pork BBQ.

Mac & Cheese – Homemade and delicious

Homemade Key Lime Pie that is full of flavor

Soda & Water – Beer may be brought by club members.

**Come and Enjoy an afternoon of amazing food, socialize with your fellow club members and have fun with your Model A!!**

## Mountain Tour in August

Save the date and make your reservations when you are ready to commit to being part of this well planned event tour. Brad and Jane Fisher are your leaders and have arranged good activities you will find enjoyable. Don't miss this opportunity for a fun filled weekend.

Queen City Model A Club  
Linville Falls Tour  
Highlights  
Saturday, August 26<sup>th</sup>-Monday, August 28<sup>th</sup>

### Saturday August 26<sup>th</sup>, 2023

1. Saturday morning, we will meet at McDonalds off Mt Holly Huntersville Road at Hwy 16 in time for breakfast and departure at 9 am.
2. Drive the back roads to Marion where we will briefly stop for refueling around 12:30.
3. Drive to Nebo, NC to our home on Lake James where we will eat a light lunch and take folks out to tour Lake James Saturday afternoon.
4. Dinner will feature Steaks on the grill at our home around 6pm.
5. Around 7:30-8pm we will drive to the Holiday Inn Express & Suites in Marion 279 Kadire Drive, Marion, NC 28752) and check into our rooms for the weekend. We have a block of rooms reserved for \$124 per night. Just call 828-527-0035 and mention that you are with the Queen City Model A Club and the dates above to reserve your room.

### Sunday August 27<sup>th</sup>, 2023

1. Sunday morning, August 27<sup>th</sup>, after the complimentary breakfast in the Holiday Inn, we will leave the hotel at 9 am and head up Hwy 221 toward the town of Linville Falls where we have a number off interesting stops planned. Currently, we tentatively plan stops at Banks Creek Barn, Linville Falls Winery and Anvil Arts Studio for our tour this day. Afterwards, we can head back to Marion and walk around the town and have dinner on our own before heading back to the hotel.

### Monday August 28<sup>th</sup>, 2023

1. Monday morning, after breakfast at the hotel, we will head back to Charlotte the way we came up on Saturday morning.



## Meeting Minutes, May 15, 2023

By Carrie Swann, Secretary

May 15<sup>th</sup>, 2023 the QCMAC club monthly meeting was held at John's Restaurant in Charlotte. The hos/hostess were Bill and Anne McDonough. Leader of the meeting was Carrie Swann. The meeting was called to order at 6:57 pm, The blessing was asked by Glenn Swann. There were 29 members in attendance. Reading of the minutes for April and the treasurers report were vote to dispensed by 1<sup>st</sup> Jim Townsend and 2<sup>nd</sup> by Rion Rutledge. Minutes and Treasures report are accepted as written in the Newsletter..

Membership: John Haack - 1 new addition and our total is 64.

Clouds & Sunshine – be in prayer for Wayne Helderman he fell and broke his thumb in 2 places. Glenn Swann is still recovering from a broken arm with physical therapy for his arm and hand.

Paul Crosby reported on the “Mystery Tour” with 14 Model As, 3 modern cars and 17 rooms at the hotel. Great weather, very scenic, interesting stop in historic Gold Hill, crossing High Rock Lake at 5 different places, Lunch accommodations were very good for everyone, a last stop at a cider brewery in Lexington, NC. The evening mill was BBQ and delicious!!! A BIG “Thank You” goes to Sandra Crosby for the 4 different travel instruction that were in a font large enough to be read with out glasses.

Sandeep Berry was very excited to pass the “Golden Wrench” to Larry Long for all the trouble he had on the tour. Larry and Jean gave a very funny account of all their troubles during the tour. They were very thankful that the club stayed with them and helped at every turn.

On April 26<sup>th</sup> we met for breakfast at Big View Diner with 17 in attendance.

May 11<sup>th</sup> we met for breakfast at Corine's in Mooresville with 22 in attendance.

Up coming Lily Tour At Landsford Canal Tour in SC will be Saturday, May 20<sup>th</sup>.

Up coming tour BBQ Picnic will be Saturday June 10<sup>th</sup>.

Check your Newsletter for more information.

## May 2023 Review of QCMAC Checkbook

Beginning Balance as of May 1, 2023		\$8,210.91
Income:		
Dues		\$25.00
50/50		\$55.00
Mystery Tour (2)		\$250.00
Total:		\$8,540.91
Expenses:		
Mystery Tour		\$2,045.95
Awards Express, Name Tags		\$64.35
Checking Balance as of May 31, 2023		\$6,430.61

So.. If shutting down Russia's Pipeline is supposed to cripple their Economy, Why did we shut ours down? Asking for a friend...



## June



Russ Winters	06/06/23
Larry Epperly	06/15/23
Dave Frintner	06/18/23
Bill McCleave	06/24/23
Bill McDonough	06/27/23
Andrea Garrard	06/30/23
Dwight Jackson	06/30/23

Larry Long entertained us with his explanation of his breakdown on the mystery tour. As a result, he was awarded the Golden Wrench Award which he will keep until the next member breaks down on tour.





## It Was A Great Mystery (Tour)

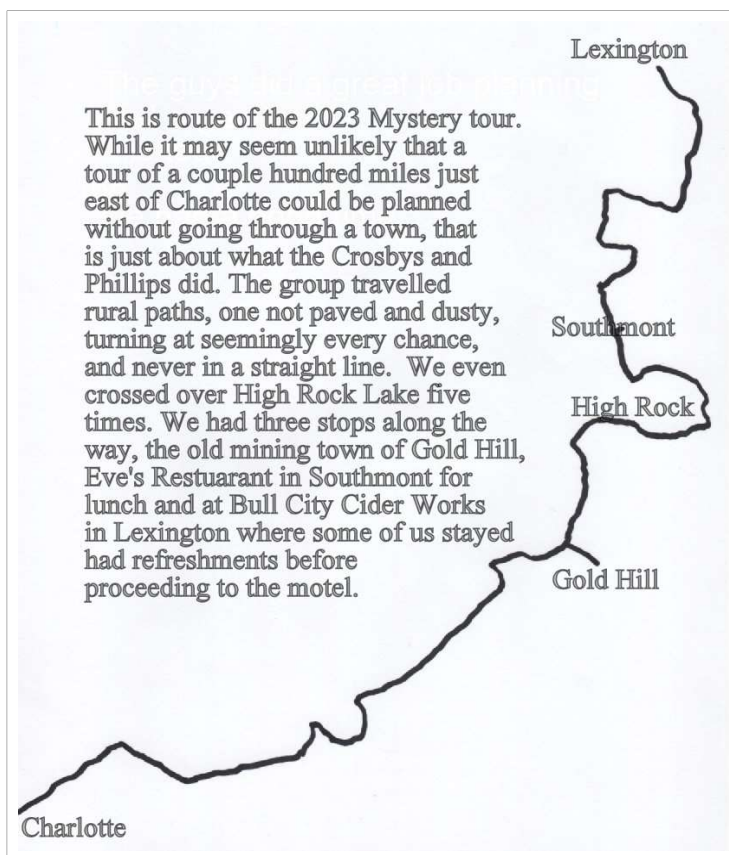
By Jim Townsend



Lexington, NC, was our answer to the mystery but only discovered by the group of model A travelers when we drove into town. With the confusing winding route, most of us were confused as to where we were, much less where we were going. The Crosbys and Phillips did an excellent job of planning and executing the trip. Attendees included Paul and Sandra Crosby, Danny and Susan Phillips, Brad and Jane Fisher, Sandeep, Tom Oliver and Walter Berry, Troy Dalsing, Danny and Linda Foster, Claude Palmer and Heather Fowler, Frank Gerosa, Matt and Nancy Gustafson, John and Bertha Haack, Geoff and Clare Leek, Larry and Jean Long, Jim and Laura Silver, Carrie and Glenn Swann, Jim Townsend and Kalei Unea. Also a part of our group were non-members Doug and Judy Lentz. There were fourteen Model A's and 3 modern cars. There were 2 members attending their first tour with the club. Larry and Jean Long will have the honor of receiving the Golden Wrench award for suffering a breakdown while on tour. Their car had an electrical short inside the junction box, a fault reasonably quickly discovered and corrected by Paul Crosby and Doug Lentz.

We all gathered just off I-485 near Charlotte Motor Speedway at 9:30 am on Saturday, May 6<sup>th</sup>. Some of us started the day much earlier due to the distance across the city we needed to travel. My round trip from Rock Hill started at 7 am and ended on Sunday the 7<sup>th</sup> at 2:45 after traveling just over 250 miles.

This was our first Mystery tour since the Pandemic and all are looking forward to more of the same. This was a first Mystery tour for more than half of the attendees.





We had a group dinner on Saturday night at a Lexington restaurant specializing in the Lexington barbeque for which they are famous. Our leaders had arranged for private dining room making the evening more enjoyable and allowing us to review the happenings of the day and review the results of a search game we played along the way. Members were asked to find specific things like noting the number of times we crossed High Rock Lake, the product of an industrial plant passed, a sign of Big Foot etc. Prizes were awarded to the ones who found the highest number of these objects. The photo at the right was taken at that event. The one below of the group in the parking lot of the restaurant after our dinner.



a

is







High Rock Lake damn above. Larry and Jean Long had a breakdown Sunday morning on the way to Childress Vineyards. Paul Crosby and Doug Lentz made quick work of finding a shorted wire in the junction box and got us back on the road. While no one wants a breakdown, we all enjoy the on-the-road tech shop in helping to fix our model As.



Leaving Childress Vineyards on Sunday for home. The tour was great! Friends were great. All are waiting for the next one.





## Fashion Page

Posted by Perry Jones on MAFCA's "Model A Fashions" Facebook Page-February 28, 2023

### BERNARD & HEWITT & CO. SUMMER 1928





## Henry's Fleet

Did you know the Ford Company owned a whole fleet of ships? When Henry built the Rouge plant, he planned to use the Rouge River to bring in his raw materials from coal mines and lumber mills. By the mid-1920s, it had become such a large operation that multiple ships were required to keep up.

Henry started his own fleet by having two ore carriers built, the Henry Ford II and Benson Ford. They were named after his grandsons and they remained in service on the Great Lakes for over 50 years. By 1925, the Ford Company had a Marine Department to handle the overwater fleet. At one point, Henry bought 200 surplus WWI ships, and although he scrapped most, using the metal in the Rouge furnaces, he converted 22 to keep sea worthy. At least two of these, sister ships "Onondaga" and the "Onida" were used as freighters. The ship the Model A is being loaded onto (below left) is mostly likely the Oneida.

The fleet kept growing, and eventually expanded overseas to export Ford products. During WWII, most of Ford's ocean going ships were recruited by the US government. Both the "Onondaga" and the "Onida", along with others were sunk by enemy submarines in 1942.

The "Oneida", date unknown



Hull of Freighter "Onondaga" Loaded with Automobile Parts, circa 1929



Model A being loaded onto what appears to be the Oneida, date unknown.



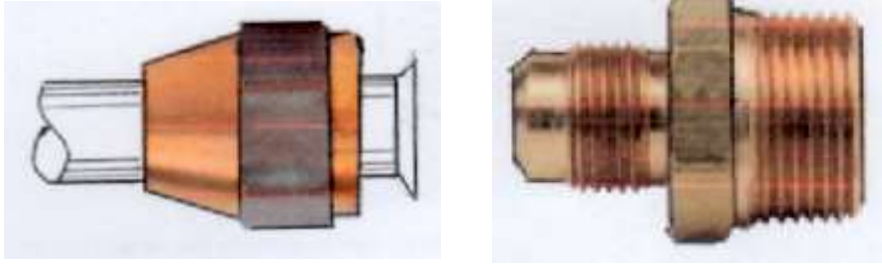
Ford Freighters in Boat Slip at the Ford Rouge Plant, April 28, 1931.



## Gasoline Leaks

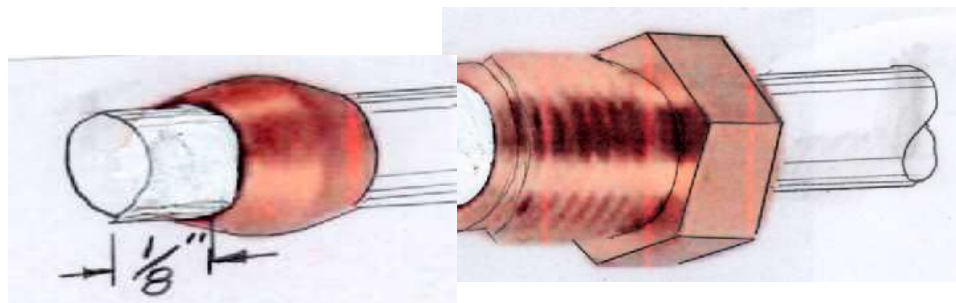
By Jim Townsend

Most gasoline leaks from tubing connections are created by improper installation. The fittings under the tank and to the back of the firewall are flare fittings as illustrated here. The tapered surface on the end of the tubing is held tight against a mating surface by the nut. This is a mechanical joint requiring no Teflon tape or other sealant. In fact, tape could actually make for a poor seal. It is important that the nut thread onto the fitting by hand for several turns to make sure threads are not crossed and then it



should be tightened firmly. The fitting shown here has pipe threads on the opposite end. Pipe threads are slightly tapered causing the fitting to fit tighter as it is screwed into the mating surface. The valve under the tank has pipe threads. In theory, no sealant is required on pipe thread joints but Teflon tape should be used in that joint to seal any deterioration of old threads in the tank and to prevent it from rusting in place due to dissimilar metals.

The gas line from the firewall filter bowl to the carburetor has compression fittings using a ferrule which is crimped into the line when the nut is tightened making a mechanical seal. No tape or thread sealant should be applied here either. The most often cause of a leak occurs when the ferrule is not slipped all the way onto the tube keeping it from being crimped on both ends. One way of making sure the 1/8" is left beyond the ferrule is to place the ferrule in position, slide the nut up to it and mark the tubing behind the nut. Now slide the fitting in place noting your mark and tighten. Again, it is important to screw the nut in finger tight to make sure the threads are not crossed. Do not over tighten this nut as that can cause thread damage or on the filter bowl, break the pot metal. I tighten, check for leak, and tighten a little again until the leak is gone.





## Tire Mounting

Most of us have struggled to mount tires and have ended up scratching paint on the rim while using tire tools. I always encourage people to mount them from the rear side of the wheel so that damage done to the paint can be touched up where it doesn't show when on the car. I like Tom Endy's solution to the problem better and plan to build his fixture.

Mounting a new set of tires can sometimes be difficult for Model A owners as it is not normally something you want to have done at the tire store. Modern day tire stores will likely damage the paint and the hubcap on a Model A wheel while using their tire mounting apparatus. In most cases installing new tires is a do it yourself task.



To make the job easier I built a simple mounting board to place the wheel on while pushing the new tire on.

The board is made of  $3\frac{1}{4}$ " plywood 44" long and 21" wide. There is a boarder  $1\frac{1}{2}$ " wide nailed around the bottom edge. Two plastic "milk carton" containers fit nicely under the board and will easily support my weight along with the wheel and tire. A 9" hole is cut in the center and the surface is covered with carpeting.



The wheel is placed on the board with the hubcap facing down into the 9" hole. To make the tire slide on the rim easy obtain a large can of baby powder. Liberally sprinkle the powder on the inside of the tire and especially around the bead. Coat the inner tube with powder as well. It is easy enough to put the tire on the rim, but the hard part is to get the bead all the way around the rim once the inner tube has been installed. This is done with the heel of my foot. I stand up on the tire and work the bead into place with my heel.



## Windshield Wipers for the Model A

This article was as published in the January issue of the Washington A News, newsletter of the Colonial Virginia Model A Club.

Early Model A Fords were equipped with either a hand operated windshield wiper, or with wipers powered by a small electric motor. At some point in 1929, it was decided to replace the electric powered wiper motors with vacuum powered motors.

The dominant vacuum wiper company was the Tri-Continental Corporation, known as Trico. John R Oishei started Trico shortly after a result of a harrowing accident when a bicyclist and a National roadster collided on a Buffalo, NY street late one rainy night in 1917, it was an impact felt around the world.



Although the cyclist was not seriously injured, the accident was enough to profoundly shake the driver of the car, Buffalo theater owner, J.R. Oishei. Vowing that such an accident should never happen again, Oishei was determined to improve the ability of drivers to see during bad weather. He said that hitting the bicyclist was “a harrowing experience which imprinted on my mind the definite need for maintaining vision while driving in the rain.”

The company Oishei formed introduced the first windshield wiper, Rain Rubber, for the slotted two piece windshields found on many of the popular autos of the time. Carried in the automobile's toolbox during good weather, the handle of the Rain Rubber fit through the opening between the upper and lower sections of the two part windshields. By pushing the handle back and forth, the driver could clear rain from the windshield.

The popular Rain Rubber was made obsolete in the late nineteen teens, when car manufacturers weatherproofed the slot in the windshield. This led to the invention of the hand operated Crescent Cleaner, mounted in the hole above the windshield. It swung its spring loaded wiper arm in a bow shaped pattern across the windshield and was standard equipment on virtually all autos in the early 1920's. Significant TRICO innovations/milestones include:



- 1917 – Rain Rubber, The first mass produced, commercially available wiper blade.
- 1921 – automatic Vacuum Wiper motor.
- 1923 – Crescent Cleaner
- 1927 – Visionall Wiper System. Two blade wiper system (a four blade system was also offered) where the blades wiped directly sideways.
- 1928 – five Ply Blades. TRICO's patented design comprised a series of independently flexible edges between which the water was squeezed from the windshield and removed from the line of vision. At one point, this blade was used as Original Equipment on nearly every motor vehicle manufactured.
- 1929 – Dual Wipers. This innovation marked the period when wiper blades began working in unison to improve visibility.

During the 20's and 30's, TRICO started to provide other accessories for the automobile in addition to wiper blades. It was natural to look for vacuum powered accessories. The company even marketed a separate vacuum pump that was driven by the outside of the fan belt.

As anyone who has owned a Model A knows, the car did not come from the factory equipped with a heater or a windshield defroster. However, moving air with a fan over the windshield keeps the windshield clear, and one of the TRICO products was a vacuum powered defroster fan. TRICO fans mounted to the steering column with two brackets. A vacuum was used to adjust the amount of vacuum, which controlled the speed of the fan. The design had steel blades and a steel cage surrounding the blades.

*Editor's Note: With all that said, our Model A wipers don't work efficiently. With vertical windows, the Rainex product does an amazing job of making the rain water run off the windshield restoring vision through it.*



## Recent Happenings

Troy Dalsing, Sonny Sain and his son, Jim Townsend and John Haack share some time at John and Julie Kluttz farm on April 29<sup>th</sup> during the Auction of the property. Kalei Unea took the photo. It was rumored that most of the good parts had been sold but we found plenty of interest and much of it went for far less than it was worth. Two pickups left with pretty good loads. It was a long day for us but a good one. John's daughters were there and expressed their thanks for all that came.




Nineteen, the largest attendance yet was the experience for the breakfast meeting at the Big View Diner on April 26<sup>th</sup>. These regional meetings were started in an effort to reach more members and give more opportunities to get our Model A's out in good weather. Some are traveling across town to be part of them. Closer ties among those attending is a key result.



I'm not sure what is going on in the photo of Claude Palmer and the lady cop. It looks like it could be other than a friendly confrontation. Maybe Claude is being dressed down for aggressive driving in his A. Or could she be interested in the contents of that blue bag? Maybe Claude can explain. Look closely and see if you think she is getting ready to draw her Taser.

As some may know, the crew that comes to Jim's shop sometimes enjoys a Bud Light or two. We save our cans and Larry Long takes them to his local fire department who collects them for this worthy cause. The tabs are also saved and donated to Ronald McDonald House.



**Affiliated with MUSC Children's Health**



This is the group of 18 that gathered for breakfast on May 11<sup>th</sup> at Corine's Cafe on the Northside. There were reported to be 7 model A's that made the trip. The next breakfast meeting there is scheduled to be on the 22<sup>nd</sup> of June.



We are moving right along on the assembly of the Model A Fordor project car. Here, Jim, Danny and Geoff are installing the new top. Doors are installed after fitting two hinges for the ones that failed to come with the car. Rear fenders are painted. Door glass and windshield glass is installed. Upholstery will begin before this letter arrives in your mail.



New members Kevin and Donna Heimbaugh took Youth Month seriously by training their young next door neighbor to drive the Heimbaugh's '29 coupe.

Troy Dalsing's son, Jon, shows off his cat fish he pulled from the Catawba river during the QCMAC tour to Landford Canal Park. He fished from the time we arrived, about 10 until we left at 3 with only breaks to show his catches. As you may tell, he tells something of a fish story when he holds the cat close to the camera making it look larger than it was but it was a nice fish. Jon likes to catch and release.







It is difficult to capture the beauty of the spider lilies in bloom in the shoals of the Catawba river but this one shows part of the treat we saw. The annual display is of a rare variety of lily nature put there for our pleasure. The Landford canal was a mid 1800 attempt to make the Catawba navigable around the rocky shoals home to the lilies.

Carrie Swann hosted the group at Landford and the club rented the shelter from the SC Park Service. I think the total number of participants was 26. There was a trail of a little over a mile along the river banks that took us to the outcropping of spider lilies and the ruins of the canal. Member brought dishes to go along with the BBQ the club furnished.





## For Sale and Wanted



### For Sale By Geoffery Leek

516/319-6607 or 803/228-3427

1931 Model A station wagon  
New motor, less than 200 miles  
rebuilt steering & transmission,  
New starter, battery, fog lights,  
signal lights, full side curtains.  
\$24,000.

**For Sale by former member Norm Culbreth** – 1930 Tudor, Body off restoration about 5 years ago with about 4000 miles on it since. John Klutz engine, Labaron Bonney interior. Over \$29,000 invested. Asking \$23,475 obo. Contact Norm at 803/207-0771 or [bcculbreth@hotmail.com](mailto:bcculbreth@hotmail.com).



**Zenith Carburetors** - Cleaned, jets calibrated, and painted. New parts installed as needed. Perfect for touring or showing in touring class judging.

\$125 with exchange of rebuildable Zenith

\$200 without exchange

Contact Jim Townsend 828/964-3425

or [townsendj@comporium.net](mailto:townsendj@comporium.net)


**1930 Bare Model A Frame #3684228** Good Condition, Call for details.

Jim Butler, 704/519-5148

**Window Regulator For Sale**, fits left front/right rear on '30/'31 Fordor. Part # A-48106-B. The 4 hole mount stile used on the straight windshield 4-door sedans. New in box On line price \$60. Asking \$40. Call Bruce Hyland, 704/488-6118. or email [bjhyland87@gmail.com](mailto:bjhyland87@gmail.com).



1968 Ford Mustang Convertible, 289 cu in., bucket seats, Factory air Conditioning, rust Free, Total restoration in 1995, car located in south – central North Carolina. Contact Peggy Branch (former QCMAC Member)for additional information and pricing. 704/485-4196.





## National Club Information

### Model A Restorer's Club (MARC)

Dues are \$50.00 per calendar year.  
This includes a subscription to the *Model A News* magazine.



Send to: MARC, 6721 Merriman Road, Garden City, MI 48135

"MARC" membership is required of all members"  
Membership Application is online @

Website: [www.modelarestorers.org](http://www.modelarestorers.org)

### Model A Ford Club of America (MAFCA)

Dues are \$50 per year which includes a subscription to:  
*The Restorer* magazine.

Send to: MAFCA  
250 South Cypress Street  
La Habra, CA 90631



Website: [www.mafca.com](http://www.mafca.com)

### Model A Ford Foundation Inc (MAFFI)

Dues are \$25 per year which includes a  
subscription to: *The Preserver Quarterly*  
newsletter

Send to: 28 Peotone, IL 60468-0028



Application is online @ Website [www.maffi.org](http://www.maffi.org)

You may join any of the above national clubs on line or download the application forms to join. When you join QCMAC, you **MUST** also join MARC and furnish your MARC membership number when renewing your membership to QCMAC.

### The 10 Rules of Model A Ownership

1. There is always something to fix, but not right now.
2. You should sell it while it is running great, but you won't because this experience is why you own the thing in the first place.
3. No, you are not going to make any money off of it.
4. One out of 10 parts will not arrive in time for the weekend.
5. That Rattle!
6. There is always a better example for sale.
7. You can never have enough spares.
8. You are never going to use all those spares.
9. Rust is an enemy worth fighting to extinction.
10. That Rattle!

(taken from Script A News, Michigan Model A Restorer's Club)

*It's like my  
mom always  
told me....  
"You might not  
be the dumbest  
guy in the  
world, but you  
better hope he  
doesn't die."*