



BOARD MEMBERS

President:

Sharon Schaeffer 410-967-4482
swschae@gmail.com

Vice-President/Programs:

Marilyn Julius 717-292-3218
gmcde@comcast.net

Secretary:

Lynne Laughman 717-632-5232
sdllgl@comcast.net

Treasurer:

Becci Melcher 717-434-4694
rmelcher140@comcast.net

Members at Large:

Communications

Suzanne Williamson . . . 717-632-8453
sgw59@comcast.net

Special Events

Linda Moore 717-632-2314
mygrandy@hotmail.com

Membership/Audit

Donna Kumpf 717-963-7533
kumpf4@comcast.net

In this issue:

- Guild News, p. 2-4
- 2019 Guild Schedule, p. 3
- UFO form p. 5-6
- May Weave sign-up form, p. 7
- Request for Reimbursement form, p. 8

CPBWG NEWSLETTER

March 2019

Issue 84

www.basketry.homestead.com

President's Message

2019 is off to a great start. The guild's January and February weave events were well attended. It seems everyone had a great time at both of the Saturday gatherings at Camp Hill. In addition, several guild members traveled to Newport News in January to attend the Tidewater Weavers Guild. Anytime basket weavers get together it is a fun time for all.

Our spring schedule has a lot of basket weaving opportunities. Read the newsletter with your calendar in hand to make note of the signup deadlines and weave dates. You don't want to miss out. The spring retreat in Hanover will be here before we know it. It is always a great weekend. If you have never attended a spring retreat make this the year to come!

Currently 14 members are participating in the UFO basket project. Signup has been extended and I encourage each of you to take part this year. The goal is to acknowledge the baskets you make beyond our monthly guild events and to finish those half-completed baskets that you have been putting off for way too long. The first UFO basket is due mid-March.

Welcome to our new members. I am glad you joined the guild and look forward to seeing you at upcoming events.

Happy Weaving,

~ Sharon

Guild News

Guilders Weave 2019: Nine members of CPBWG attended the Tidewater Guilders Weave 2019. It was a full weekend of basket classes and fun times with old and new friends and instructors. Tidewater hosted the 1st Annual Basket Olympics on Friday night following the marketplace. Our own team of 5 "Yankee Weavers" earned Bronze medals. Saturday nights' banquet brought its own fun and several members went home with raffle items. If you have never attended this multi-guild event you may want to take part in 2020.



Welcome New Members!

Welcome to our newest Guild members: David Brill, Janet Covey, Dana Glunz, Victoria Grochocinski, Cheri Nysten, Sandra O'Connor, Tina Plageman, Marcella Ramirez, Judith Saunders, Julia Verba, and Karen Vincentini. We look forward to seeing you at a Guild weave soon!

UFO Raffle Winners:



Congratulations to...Darlene Laughman and Suzanne Williamson, winners of the final UFO drawing! It's not too late to sign up for this year's UFO Challenge. See the sign-up form on pages 5-6.

2019 Guild Schedule

March 16, 2019: 9-5 at Gravel Hill Church, Palmyra. Chair Cane Tote and Sharp D Handle Market Basket taught by Pamela Wilson.

April 26-28, 2019: Annual retreat at Gitt Library, Hanover. Sue Dirsra will be the instructor. Information and registration form were emailed on February 18, 2019. Contact Anne Kelly at basketsbyanne@yahoo.com with any questions.

May 18, 2019: 10:00-4:00 at Gravel Hill Church, Palmyra. Hyacinth Basket with Debbi Zvanut. Registration form is on p. 7 of this newsletter.

June 9, 2019: Dye Party and picnic at the home of Jean Foutz.

July 13, 2019: 9-4 at Camp Hill Giant. Baskets for service project.

August 10, 2019: 9-4 at Camp Hill Giant. Becci Melcher will teach.

September 19-22, 2019: A Weaving Odyssey at Gettysburg Aspire.

October 12, 2019: 9-4 at East Berlin Community Center. Sunflower basket taught by JoAnne Sherriff.

November 9, 2019: 9-4 at Gravel Hill Church, Palmyra. Fruit Bowl Cherry Blossom—round reed taught by Pamela Wilson.

Registration form for May weave is included in this newsletter. More information about other meetings will be in future newsletters. *As always, you are welcome to attend any Guild weave and work on your own project.*

Take Note!

- Please be aware that some CPBWG members have received scam emails purporting to be from a guild officer requesting money. Do not send money to someone unless you are 100% sure the request is legitimate!
- If you are requesting reimbursement from the treasurer for a Guild expense, please complete the reimbursement request form located on page 8 of this newsletter. Our treasurer needs a completed form along with your receipt for her records.
- A thank you note was received from the Tidewater Guild thanking us for our raffle donation.
- Interested in ordering bases for your basket project? The Buckhannon-Upshur Work and Adjustment Center has many bases to choose from. They are a non-profit that employs disabled people. Contact upshurwac@suddenlinkmail.com for more information and a list of available bases.



January weave and Holiday Party in Camp Hill.



February Wooly Wreaths and Lavender with Mary Annunziato (below left) and finished wreath (below right).





2019 UFO Challenge

Complete those unfinished baskets you have been avoiding, make a basket from a kit or pattern you want to try, or make one basket to contribute to our July service project.

Complete baskets to fit your schedule – basically one basket a month. This year you **do not** have to decide which baskets you will make when you register to participate. One finished basket is due by the monthly guild gatherings held in **March, April, May, June, July, August, October and November**. Members who complete a verified basket are eligible for a **monthly drawing for a \$10 guild gift certificate** good for future guild workshops or Odyssey fees.

A **grand prize** will be drawn at the end of the year from the entries completed. Participants receive one entry for each completed basket. Two names will be drawn to split the winning prize money (all the money from the UFO Challenge sign-up). The more members who sign up, the bigger the “kitty”. The more baskets you complete, the more chances you have to win.

Sharon Schaeffer will act as the 2019 UFO record keeper. She will record each participant’s baskets as they are completed. To verify that you have completed a basket, send a digital photo of your basket to Sharon, either to her cell phone # 410-967-4482 or to swschae@gmail.com.

Sign up to participate NOW ! The cost to participate is \$8.00.

Complete the registration form below. Make checks payable to CPBWG. Send your registration and payment to Sharon Schaeffer - 1643 Old Taneytown Road, Westminster, MD 21158.

* * * * *

2019 UFO Registration

Name: _____

Cell # _____ Email _____

\$8.00 registration fee: cash or check # _____

Individual 2019 UFO Records

<i>Basket #</i>	<i>Due Date</i>	<i>Basket Description</i>	<i>Date image sent to Sharon</i>
1	March 16		
2	April 26		
3	May 18		
4	June 9		
5	July 13		
6	August 10		
7	October 12		
8	November 9		
		<i>Grand total Baskets submitted =</i>	

**** Keep this form for your record ****

2019 CPBWG MAY 18, 2019

Hyacinth Basket

Saturday: May. 18, 2019, 10 AM to 4 PM, Gravel Hill Church, Palmyra, PA. Presented by Debbi Zvanut

This square to round (8" in diameter) basket has a sturdy push-in D handle, which gives the basket a "Easter Basket" shape with plenty of space on the sides to decorate with Hyacinth colored reed flowers. There will be a variety of colors in ¼" F available to use for hyacinth colors. There are 16 flowers, but you can adjust as you see fit. The base size of the basket is made a little larger because there is a diagonal X added to the base to make it sturdy and larger. Dimensions: approximately 8"W x 7.5"L by 10.5" inches tall (to top of rims.) Skills: Start and stop weaving, twining, rimming, decorations. Level: Advanced Beginner/ intermediate skill level- all levels welcome (beginners will get extra help, but may need to finish the final step on their own) Minimum: 4 participants; Max: 20.



You may order a 1) complete Kit or 2) a partial kit. Indicate which one on the registration form

- 1) Complete Kit is \$20. Materials and usual class supplies are provided.
- 2) Partial Kit is \$10 & includes: handle, pattern, green 3/16" FO reed for grass and leaves, and 1/4" F pastel colored reed for flowers. See \$3 below....
- 3) **You will need to bring these materials if you are purchasing the partial kit:**
 - ½"F for stakes, weavers, X pieces and rim row (~ 500" for 14 spokes from 1/2" flat that are 28" long, two long 32" pieces, & one long piece for rim pow ~ 36")
 - 3/8"F for base fillers (~120" for 10 fillers from 3/8" F that are 12" long.)
 - #2 round reed for twining (2 long pieces, 50" each)
 - 3/16" FO natural for lasher (180") and 2 rows of weavers (2 pieces of 36" each)
 - 5/8" FO for rim ~ 75" total
 - seagrass (medium) ~35"

Typical tools are provided by each weaver. Students should bring, if possible: zip ties, 12 clothespins, garden sheers, old towel, pencil, measuring tape and a basin. There will be a brief break for lunch; remember your lunch and beverage or you can order locally.

Questions? Contact Debbi at 610-662-8646 or dzvanut@aol.com

Materials fee of \$20/person for complete kit or \$10/person for partial kit, payable to Debra Zvanut. Mail to Debbi at 8371 Carpet Rd., New Tripoli, PA 18066. Please register by May 4, to insure there is time to compile kits for all.

Name: _____

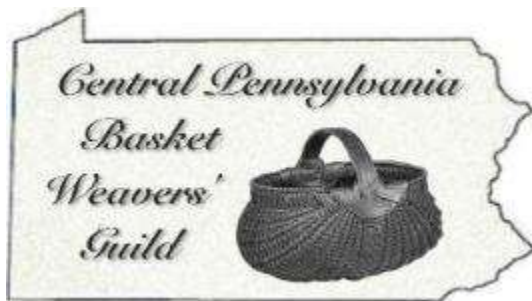
E-mail address: _____

Phone (in case of last minute cancellation): _____

Amount enclosed: ____ for \$20 complete kit or ____ \$10 for partial kit. Check #: _____

Materials fee of \$20 or \$10/person, payable to Debra Zvanut. Mail to Debbi at 8371 Carpet Rd., New Tripoli, PA 18066. Please register by May 4, to insure there is time to compile kits for all.

2/11/19 D/LZ



REQUEST FOR REIMBURSEMENT

Receipts must be attached to this form and returned to the treasurer within 3 months of the date on receipt.

Payable to: _____
(please print name)

Amount: _____ Purpose: _____

Requested by: _____ Date: _____
(signature required)

For treasurer's use:

Check #: _____ Date: _____ Amount: _____



REQUEST FOR REIMBURSEMENT

Receipts must be attached to this form and returned to the treasurer within 3 months of the date on receipt.

Payable to: _____
(please print name)

Amount: _____ Purpose: _____

Requested by: _____ Date: _____
(signature required)

For treasurer's use:

Check #: _____ Date: _____ Amount: _____

Directions to Venues

Directions to East Berlin Area Community Center (EBACC):

From Route 15—if coming from north or south take route 234 to East Berlin. (Heidlerberg/East Berlin exit), PA 234 East, go 8.2 miles. Turn left onto Fourth St., then left onto North St.

From PA turnpike, take the Gettysburg/ Route 15 exit, follow 15 South and directions above.

From Route 83 and points east or north, take Exit 35 then...

Head southeast on PA-177 S; turn right to stay on PA-177 (9.6 miles); Continue onto PA-74 N/Carlisle Rd (1.5 mile); Continue onto York St. (0.2 miles); Continue onto Wellsville Rd. (0.9 miles); Slight right to stay on Wellsville Rd. (1.9 miles); Turn left onto Kralltown Rd. (2.1 miles); Turn left onto Davidsburg Rd (0.4 miles); Turn right onto Red Run Church Rd. (1.5 miles); Turn left onto PA-194 S (2.8 miles); Turn right onto North Ave. (0.3 miles) destination will be on the right. East Berlin Area Community Center 405 North Ave. East Berlin, PA 17316

Directions to Gravel Hill United Methodist Church, 131 Gravel Hill Road, Palmyra, PA17078

FROM INTERSTATE 81:

Exit 80 (Grantville), take 743 South to Route 22 (about 1 mile). Turn left (east) onto Route 22, proceed for approximately 1 mile to Gravel Hill Road (green sign that reads: Palmyra 6 miles), turn right (south) onto Gravel Hill Road. Follow for 4.5 miles to white church on right -Gravel Hill United Methodist Church.

FROM Route 422:

Go to the “square” in Palmyra, turn north onto North Railroad Street, continue approximately 1.5 miles to white church on left.

Directions to Giant Grocery store (community room), 3301 Trindle Road, Camp Hill, PA 17011

FROM ROUTE 581: Take exit 5 to Camp Hill; merge onto 11/15 North. The Camp Hill shopping mall will be on your left. Giant Grocery store is located at the end of the Mall. You can turn left at Trindle Road, then left into the parking lot at Giant.

FROM ROUTE 15 (south of Harrisburg):

Take route 15 North to Camp Hill. In Camp Hill, turn left on Trindle Road, and then left into the parking lot at Giant.

FROM York and south: Route 83 North to 581 Interchange, follow 581 West to exit 5 (Camp Hill), follow directions above.

FROM Interstate 81 (Harrisburg and East): Near Harrisburg, follow 83 South. After crossing the Susquehanna River, continue straight onto Route 581. Take exit 5 to Camp Hill, merge onto 11/15 North. The Camp Hill shopping mall will be on your left. Giant Grocery store is located at the end of the Mall. You can turn left at Trindle Road, then left into the parking lot at Giant.

FROM PA. TURNPIKE: Either exit Harrisburg West and take 83 (directions above.) Or exit Mechanicsburg, and follow 15 North (directions above).

Giant Grocery in Linglestown, PA is located north of Harrisburg, off of Interstate 81.

For Navigation, the address is 2300 Linglestown Road, Linglestown, PA

From Route 15 North, as you approach Camp Hill, use the left lane to take PA- 581 West exit toward Interstate 81. You will stay right to merge onto 81 North. Take exit 66 for North Front Street, keep left at the fork and follow signs and merge onto North Front Street. Continue for about 1 mile, turn right onto Linglestown Road (PA-39 E). In about two miles, Giant Will be on your left, 2300 Linglestown Road.

From south of Harrisburg: Interstate 83 North (get in right lane as you cross bridge over Susquehanna River) to Exit 43 toward Capitol/2nd Street. Turn Right onto Paxton Street (not left onto Second Street). In 1/4 mile, turn LEFT onto Cameron Street / PA-230. In 4.9 miles, take PA-39 /Linglestown Road exit. Turn right onto PA-39 East/Linglestown Road. In 1.4 miles, Giant will be on your left, 2300 Linglestown Road.

From East of Harrisburg: Take 81 South. Near Harrisburg, exit 69 Progress Avenue. Turn left onto North Progress Avenue. Go 1.9 miles, turn left onto PA-39 West. Go 0.2 miles, Giant will be on your right. 2300 Linglestown Road.



CPBWG NEWSLETTER

June 2019

Issue 85

www.basketry.homestead.com

BOARD MEMBERS

President:

Sharon Schaeffer 410-967-4482
swschae@gmail.com

Vice-President/Programs:

Marilyn Julius 717-292-3218
gmcde@comcast.net

Secretary:

Lynne Laughman 717-632-5232
sdllgl@comcast.net

Treasurer:

Becci Melcher 717-434-4694
rmelcher140@comcast.net

Members at Large:

Communications

Suzanne Williamson . . . 717-632-8453
sgw59@comcast.net

Special Events

Linda Moore 717-632-2314
mygrandy@hotmail.com

Membership/Audit

Donna Kumpf 717-963-7533
kumpf4@comcast.net

In this issue:

- Guild News, p. 2-3
- 2019 Guild Schedule, p. 3
- July Weave info p. 4
- August Weave sign-up, p. 5
- October Weave sign-up, p. 6

President's Message

Summer is nearly here! What does that mean for you....no school, more time to make baskets, travel plans, and/or enjoying the outdoors? Craft fairs and festivals seem to abound in the warmer months. You may use this opportunity to market your own baskets and/or connect with other basket makers and see what they are creating.

If you travel this summer, try to discover local basketry and artists. The National Basketry Association newsletter and magazine regularly list workshops, festivals and conventions throughout the US that may align with your travel destinations. The Country Seat's website also lists many basket offerings and opportunities.

For those of you staying closer to home this summer, CPBWG is hosting the annual picnic and dye party at Jean Foutz's home June 2nd. We will meet at Camp Hill in July to weave baskets for our annual service project. Becci will lead the August weave workshop.

UFO photos brighten my inbox as members share their completed basket projects with me. Jean Foutz won the March UFO drawing and Stephanie Hamel won the April UFO drawing.

A lot is happening with our guild members....let us know how you are sharing your craft so we can celebrate your successes.

Happy Weaving,

~ Sharon

Guild News

March Weave: Chair Cane Tote and Sharp D Handle Market Basket with CPBWG member Pamela Wilson.



April Spring Retreat: A great time was had by all at the Gitt Library in Hanover. Classes were taught by Susan Dirsä.



UFO Raffle Winners:

Congratulations to... Jean Foutz (March winner), Stephanie Hamel (April winner), and Betsy Mullineaux (May winner). Keep weaving!

Welcome New Members!

Welcome to our newest Guild members: Amy Bell, Susan Dirs, Nancy Jay, Nancy Lach, Marsha Pritchard, Debbie Sheehan, Bobbie Sorensen, and Carol Stocks. We look forward to seeing you at a Guild weave soon!

2019 Guild Schedule

June 2, 2019: Dye Party and picnic at the home of Jean Foutz.

July 13, 2019: 9-4 at Camp Hill Giant. Baskets for service project and Garden Flowers. See p. 4 for more information. ***Deadline to sign up is June 30.***

August 10, 2019: 9-4 at Camp Hill Giant. Becci Melcher will lead Market Style Caddy. See p. 5 for sign-up form. ***Deadline is July 12.***

September 19-22, 2019: A Weaving Odyssey at Gettysburg Aspire.

October 12, 2019: 9-4 at East Berlin Community Center. Sunflower basket taught by JoAnne Sherriff. See p. 6 for sign-up form. ***Deadline to sign up is August 15!***

November 9, 2019: 9-4 at Gravel Hill Church, Palmyra. Fruit Bowl Cherry Blossom—round reed taught by Pamela Wilson. More info in September newsletter.

Registration forms for July, August and October weaves are included in this newsletter. As always, you are welcome to attend any Guild weave and work on your own project.



Service Project: This year we will be making and filling baskets for the VA Family House in Pittsburgh. Please consider donating some of the following items to place in the baskets: small, travel size bottles of shampoo, conditioner, lotion, deodorant, hand sanitizer, nail clippers, toothpaste, toothbrushes, socks, chapstick. All items should be new and unopened. Items will also be collected at the July and August guild weaves and at Odyssey. Don't have time to shop? Please consider a monetary contribution that will be used to purchase items for the baskets. Thank you in advance for your donations!

If you would like to weave a basket, join us on July 13 at the Camp Hill Giant, or contact Suzanne for pattern info if you would like to weave on your own. (see p. 4)

July Basket—Service Project (morning) and Garden Flowers (afternoon)

July 13, 2019 from 9-4, Camp Hill Giant

What: Once again the Guild will be weaving and filling baskets as a service project. This year we will be donating baskets to VA Family House in Pittsburgh. Our goal is to weave 20 baskets and fill them with personal care items for the Family House visitors.

In the afternoon Marilyn Julius will lead the group in making Garden Flowers.

When: Saturday, July 13, 2018 from 9-4 at the Camp Hill Giant.

What to Bring: Bring your usual basket weaving tools. The Guild will supply weaving materials and patterns. If you have any extra dyed reed, or dyed reed scraps that can be used for adding color please bring them.

Baskets: Choose to weave one of these baskets to be donated.



Berry Basket



Friendship Basket



Button Basket



RSVP: to Suzanne Williamson at sgw59@comcast.net or 717-632-8453 by **June 30**. If you are unable to attend and would like to weave one of these service project baskets, please let me know and I will send you a pattern for the Berry Basket, or you can find the patterns for the Friendship Basket and Button Basket (by Dianne Kennedy) at www.justpatterns.com. Click on pattern exchange and scroll down until you find the pattern. Feel free to embellish the baskets in whatever way you want. Be creative!

Thank you for considering to weave a basket and/or donate items!

Market Style Caddy taught by Becci Melcher

August 10, 2019

9-4 at Camp Hill Giant

WHAT: Market Style Caddy, approx. finished size 11" x 19", height to rim 5 ½" While this basket was originally designed as a convenient diaper basket, it can also serve well for picnic supplies and utensils, or as a handy craft basket to keep yarns, scissors. The possibilities are endless...the sturdy handle is a plus for those heavy loads. Also, the inside smaller basket is attached to the bottom of the large one and has "rim stiffeners" in the rim to keep its shape.

COST: cost for total kit (handle, rim fillers, reed, pattern) **\$25.00**

Send check to Becci Melcher 140 N. Lombard St. Dallastown, Pa. 17313 by July 12th so time is allotted for preparation of kits. Questions? Email Becci at rmelcher140@comcast.net. If you want color feel free to bring ½" FF for weavers and 3/16" to use for lashing...otherwise basket is woven entirely in natural to stain later or use plain. Hope to see you all there.



Name _____

Phone _____ Email _____

Total # of kits @\$25 _____

Total Enclosed \$ _____

Send check to Becci Melcher 140 N. Lombard St. Dallastown, Pa. 17313 by July 12th.

Sunflower Basket
October 12, 2019, 9-4
East Berlin Community Center



What: The Sunflower Basket which starts with an 8" round oak base that has a sunflower carved into it. The base has two coats of polyurethane on it. The shape is a round bowl. Tight curls are added on both the inside and outside of the basket to make the petals of the sunflower.

Most will finish the basket that day, however the tight curls may need to be completed at home.

When: Saturday, October 12, 2019 from 9-4.

Where: East Berlin Community Center

The cost of the class is \$46.

The man who is carving the bases has already started to make them, but **I need to know a count by August 15.**

Checks can be made out to Joanne Sheriff. My mailing address is 31 Bridle Path Way, Rising Sun Maryland 21911.

Name _____

Phone _____

Email _____

Class @ \$46 _____

Extra Kits _____ @ \$38 _____

Extra carved base _____ @ \$28

Total enclosed \$ _____

Deadline is August 15!

Directions to Venues

Directions to East Berlin Area Community Center (EBACC):

From Route 15—if coming from north or south take route 234 to East Berlin. (Heidlerberg/East Berlin exit), PA 234 East, go 8.2 miles. Turn left onto Fourth St., then left onto North St.

From PA turnpike, take the Gettysburg/ Route 15 exit, follow 15 South and directions above.

From Route 83 and points east or north, take Exit 35 then...

Head southeast on PA-177 S; turn right to stay on PA-177 (9.6 miles); Continue onto PA-74 N/Carlisle Rd (1.5 mile); Continue onto York St. (0.2 miles); Continue onto Wellsville Rd. (0.9 miles); Slight right to stay on Wellsville Rd. (1.9 miles); Turn left onto Kralltown Rd. (2.1 miles); Turn left onto Davidsburg Rd (0.4 miles); Turn right onto Red Run Church Rd. (1.5 miles); Turn left onto PA-194 S (2.8 miles); Turn right onto North Ave. (0.3 miles) destination will be on the right. East Berlin Area Community Center 405 North Ave. East Berlin, PA 17316

Directions to Gravel Hill United Methodist Church, 131 Gravel Hill Road, Palmyra, PA 17078

FROM INTERSTATE 81:

Exit 80 (Grantville), take 743 South to Route 22 (about 1 mile). Turn left (east) onto Route 22, proceed for approximately 1 mile to Gravel Hill Road (green sign that reads: Palmyra 6 miles), turn right (south) onto Gravel Hill Road. Follow for 4.5 miles to white church on right -Gravel Hill United Methodist Church.

FROM Route 422:

Go to the “square” in Palmyra, turn north onto North Railroad Street, continue approximately 1.5 miles to white church on left.

Directions to Giant Grocery store (community room), 3301 Trindle Road, Camp Hill, PA 17011

FROM ROUTE 581: Take exit 5 to Camp Hill; merge onto 11/15 North. The Camp Hill shopping mall will be on your left. Giant Grocery store is located at the end of the Mall. You can turn left at Trindle Road, then left into the parking lot at Giant.

FROM ROUTE 15 (south of Harrisburg):

Take route 15 North to Camp Hill. In Camp Hill, turn left on Trindle Road, and then left into the parking lot at Giant.

FROM York and south: Route 83 North to 581 Interchange, follow 581 West to exit 5 (Camp Hill), follow directions above.

FROM Interstate 81 (Harrisburg and East): Near Harrisburg, follow 83 South. After crossing the Susquehanna River, continue straight onto Route 581. Take exit 5 to Camp Hill, merge onto 11/15 North. The Camp Hill shopping mall will be on your left. Giant Grocery store is located at the end of the Mall. You can turn left at Trindle Road, then left into the parking lot at Giant.

FROM PA. TURNPIKE: Either exit Harrisburg West and take 83 (directions above.) Or exit Mechanicsburg, and follow 15 North (directions above).

Giant Grocery in Linglestown, PA is located north of Harrisburg, off of Interstate 81.

For Navigation, the address is 2300 Linglestown Road, Linglestown, PA

From Route 15 North, as you approach Camp Hill, use the left lane to take PA- 581 West exit toward Interstate 81. You will stay right to merge onto 81 North. Take exit 66 for North Front Street, keep left at the fork and follow signs and merge onto North Front Street. Continue for about 1 mile, turn right onto Linglestown Road (PA-39 E). In about two miles, Giant Will be on your left, 2300 Linglestown Road.

From south of Harrisburg: Interstate 83 North (get in right lane as you cross bridge over Susquehanna River) to Exit 43 toward Capitol/2nd Street. Turn Right onto Paxton Street (not left onto Second Street). In 1/4 mile, turn LEFT onto Cameron Street / PA-230. In 4.9 miles, take PA-39 /Linglestown Road exit. Turn right onto PA-39 East/Linglestown Road. In 1.4 miles, Giant will be on your left, 2300 Linglestown Road.

From East of Harrisburg: Take 81 South. Near Harrisburg, exit 69 Progress Avenue. Turn left onto North Progress Avenue. Go 1.9 miles, turn left onto PA-39 West. Go 0.2 miles, Giant will be on your right. 2300 Linglestown Road.



CPBWG NEWSLETTER

September 2019

Issue 86

www.basketry.homestead.com

BOARD MEMBERS

President:

Sharon Schaeffer 410-967-4482
swschae@gmail.com

Vice-President/Programs:

Marilyn Julius 717-292-3218
gmcde@comcast.net

Secretary:

Lynne Laughman 717-632-5232
sdllgl@comcast.net

Treasurer:

Becci Melcher 717-434-4694
rmelcher140@comcast.net

Members at Large:

Communications

Suzanne Williamson . . . 717-632-8453
sgw59@comcast.net

Special Events

Linda Moore 717-632-2314
mygrandy@hotmail.com

Membership/Audit

Donna Kumpf 717-963-7533
kumpf4@comcast.net

In this issue:

- Guild News, p. 2-6
- 2019 Guild Schedule, p. 6
- November Weave sign-up, p. 8-9
- Directions to venues, p. 10-11

President's Message

CPBWG is a special group of people. I sensed that from my very first encounter with the guild at the 2013 Weaving Odyssey. Since then I have learned much from so many of you. During our shared times weaving baskets we have also shared the highs and lows of our lives. We have enjoyed hearing about weddings, grandbabies, and trips. We have also shared times of sadness learning about member's health struggles and grief at the recent passing of Deb Roberson, a former guild president and active member.

This year's Odyssey will be a time of celebration – a time to relax, enjoy each other's company, weave some baskets, make new friends and reconnect with others. I hope you are as excited about it as I am. The Odyssey co-chairs and committee have been working hard to make it a wonderful four days. Be sure to bring your contributions for service project (a simple basket and toiletries). This year's donations will go to the VA hospital in Pittsburgh.

Saturday evening, we will hold a guild member meeting following the banquet. The 2020 slate of officers will be voted in. All board members will be continuing in their positions with the exception of Lynne Laughman who will be stepping down. I want to thank Lynne for all she has done for the guild through the years, serving in a number of different positions. Stephanie Hamel has agreed to be the new guild secretary. I am thankful for her willingness to step up in this position for the guild.

Enjoy the fall colors, cooler temps and activities. See you soon.

Happy Weaving,

~ Sharon

In Memoriam

We have recently learned of the passing of long-time guild member Deb Roberson. In her many years as a guild member Deb served as guild president, Odyssey chair, board member, and teacher. Guild members Becci Melcher and Linda Moore remember Deb. In their words...

Debra Roberson
1956-2019



*Deb works with Lynne in
October 2013.*

Deb claims her first basket was in 1983. She took a class with a family member and the passion started from there. Four months later she quit her full time executive secretarial job and became a full-time basket weaver. Her form of learning was to study volumes of books on antique baskets and experiment with producing them until they met her discerning eye.

Deb did classic market baskets to large hamper-size baskets, later she transitioned to waxed linen. Her baskets had intricate woven accents, ornately braided handles, undulating twills and matching lids. She believed in old school weaving, no glue, no patterns, no zip ties, and no wooden bases. If you were one of Deb's students you had one of the greats of basket teachers. She also had a large can on her front porch that you could bring a bag with you and after class dip your basket in her all-natural black walnut dye on the way out.

Deb taught classes in a basket shop in Wrightsville until she opened her studio at her own home. She also taught at the York Towne Chapter in York, Pa.

Deb won a lot of awards with her baskets. She and her husband Jim would travel every summer with their camper and do shows, even taking their beloved Rottweilers "Ben and Tuck". Some of her awards were "Best Fine Craft" in Indiana, PA 5 years in a row; "Best of Show" for 2 years in Westerville, OH; "Award of Excellence" 3 years running in Newman, GA; "Best Traditional Work" and "People's Choice" at F&M college in Lancaster, PA; "Best Demonstrator" at Waterford, VA. Then she was on WITF for a "Limited Edition Craftsman" show, which she did a limited-edition basket, 50 pieces for their 2001 Gallery 33 Auction.

Deb served the CPBWG as board member, member at large, president, Odyssey chair, etc. She was always willing to teach a class for a meeting if asked. She was always willing to help with a weaving problem, pattern problem, or just a "I can't see it." Thanks Deb, for your passion and your willingness to share it with us...

I met Deb Roberson 33 years ago. She was my first basket weaving instructor. I took her classes at Stauffers of Kissel Hill, York Recreation and Parks Association, York Area Arts Guild and in her home.

She was an excellent instructor and probably the best basket weaver that I have ever known. The intricacies that she added to the baskets she designed were unbelievable. I, like many of you, could never get quite enough classes. The first several years I wove with Deb, it is likely that I spent as much time in her home as I did my own.

She did many lovely things for her students. She almost always held a Christmas party with food and gifts for all. Once Deb became a full-time basket weaving instructor, she gave all that she had and more to her students, and gave it with a cheerful heart.

She had a difficult time dealing with the loss of her husband, Jim. Most of the conversations that she and I shared on the telephone were about him and the changes she had to make in her life following his death. I watched as her courage ebbed and her physical problems took over. Unsure of what to do, I merely talked and listened. Alas, it was not enough.

Deb wore many hats while a member of Central Pennsylvania Basket Weavers Guild.


The most important role for me was our friendship. I loved Deb Roberson and unashamedly will admit that we never ended the many phone conversations without telling one another that we loved each other. She, indeed, was my mentor and I shall miss her greatly. RIP, my sweet friend!

Guild News

May Weave: Guild members met at Gravel Hill Church in May for the Hyacinth Basket taught by Debbi Zvanut. Jean and Dianne at left, and Cindy and Drew, right.



June Dye Party: Thank you Jean Foutz for once again hosting our annual dye party!



Billie and Jackie relaxing, left, and Jean, our hostess at right.



At left, Jan is cooking up a batch of reed.
Looks like everyone dyed lots of reed,
above.

July Service Project and Garden Flowers: Thanks to all who wove baskets for our Service Project. So far members have woven a total of 19 baskets. Thanks also to Marilyn Julius for leading the Garden Flower workshop.



Erin, Mary, Sharon, Marilyn, Jean, and Becci
with their finished and almost finished
products.



Mary is hard at work on her Service Project
basket.

August Weave: Market Style Caddy taught by Becci Melcher. Pictured from left: Becci, Natalie, Marilyn, Sharon, Donna, Mary, Jean, Erin, Jan, and Cindy. Stephanie is kneeling in front. Great job ladies!!



Service Project Update: So far guild members have woven 21 baskets to be donated to the VA Family House in Pittsburgh. Amazing! Baskets may still be donated. There will be a collection area in the weaving room at Odyssey. Donations of personal care items are still needed. This includes new, unopened, small personal sizes of shampoo, lotion, soap, body wash, toothpaste, toothbrushes, chapstick, deodorant, socks, etc. A collection basket for these items will be located in the weaving room at Odyssey. If you would prefer to donate money please give to Suzanne Williamson and she will purchase items to fill the baskets. Thank you for your support of this project!



UFO Raffle Winners:

Congratulations to... Dorothy Scheiman (June winner), Samantha Richards (July winner), and Becci Melcher (August winner). Only two more baskets to go! Keep weaving! Below are some of the August UFOs.



2019 Guild Schedule

September 19-22, 2019: A Weaving Odyssey at Gettysburg Aspire.

October 12, 2019: 9-4 at East Berlin Community Center. Sunflower basket taught by JoAnne Sherriff. ***Deadline to sign up was August 15! Please contact JoAnne Sherriff to see about possible openings. ssheriff@zoominternet.net***

November 9, 2019: 9-5 at Gravel Hill Church, Palmyra. Fruit Bowl Cherry Blossom—round reed taught by Pamela Wilson. See page 8-9 for sign up information.

As always, you are welcome to attend any Guild weave and work on your own project.

Odyssey Update: Things to remember for the 2019 A Weaving Odyssey...

- **Raffle items appreciated** – basket related or not. If you want a thank-you in the booklet, let Pamela Wilson (doubledaywilson@icloud.com) know by Sept. 1. You don't have to tell what you're bringing to the raffle, just let her know if you are donating something- this helps tremendously as we organize the raffle! Also, if a donor wants a formal thank you, notify Pam through email with the donor's name, address/or email, and item(s) donated.
- CHECKING IN ...There are two entrances to the hotel (left and right). Check in at the left entrance - Aspire.
- CARE BASKETS: The CPBWG members have woven individual "care" baskets and we need items to fill them. We would appreciate the following donations: unopened, small personal size: lotions, shampoo, conditioner, body wash, soap, ladies' socks, deodorant, chapstick, toothpaste, toothbrush, chewing gum, breath mints. A monetary donation is also appreciated to allow us to buy items needed to fill the baskets. Contact Suzanne Williamson (sgw59@comcast.net) if you have any questions. A basket for donations will be in the weaving room.
- BASKET SWAP – Remember your basket! Swap will be held during Saturday luncheon.
- Massages will be available at your own cost (\$1 per minute) – sign up for a time when you arrive. Cash or check.
- Goodies/snacks will be in the Stillwell Room located on the right side of the hallway beside the check-in desk. **Donations appreciated!**
- No alcohol allowed in weaving, banquet or hospitality rooms, as per hotel policy.
- Bring back your name/wallet holder if not a new participant.
- Bring along your little cloth trash bag if you have one.
- Registration for the Odyssey will be held in the lobby near the registration desk on Thursday 3:00 – 6:00 PM; Friday morning - 7:15 -7:45 AM; and Saturday morning – 7:30 to 7:45 AM
- Remember any special tools, a water holder and address labels for your raffle tickets.
- Breakfast is NOT included this year. Your room also includes a coffee maker, refrigerator, and microwave.

***Angie Wagner from The Country Seat will be vending again this year. Angie has graciously offered to bring pre-ordered items with her to Odyssey. If you would like to pre-order something from Angie please contact her by **Friday, September 13** with your order. Contact Angie at weaving@countryseat.com or go to the website www.countryseat.com.

Round Reed Workshop

Saturday, November 9, 2019.

Gravel Hill Church in Palmyra, PA

Guild member, Pamela Wilson, will offer two different baskets at this meeting.

Cherry Blossom

9:00 a.m. – 5 pm

Advanced \$45



This Japanese inspired basket is woven in #3 round reed and features a Rinko base. Eight Josephine Knots decorate the sides, and #8 round reed gives stability to the rim. This is a challenging basket, but well worth the effort. Size: 12" wide x 2" high.

Usual basket tools – **must bring an awl, spoke weight, small clothes pins or quilt clips, and needle nose pliers.** (If you have two spoke weights bring both.)



Fruit Bowl

10:00 am-

2:30 pm

Advanced Beginner

and Up \$35

This is a handy bowl is woven in #4 round reed. The basket has two options for weaving both the sides and the rim. Instructions are given for all options. Learn how to start a tight base that expands and how do open work twining. Size: 12" wide x 5" high.

Usual basket tools – **must bring an awl, spoke weight, and needle nose pliers.**

SIGN-UP SHEET

Saturday, November 9, 2019

Name_____

Email_____

Phone_____

Cherry Blossom **9:00 a.m. – 5 p.m.** **\$45**_____

Fruit Bowl **10:00 a.m. – 2:30 p.m.** **\$35**_____

This registration must be to me by October 9, 2019 as I have to order supplies. Send this registration form and check made out to Pamela Wilson, 506 Openuki Road, Denville, NJ 07834-9610.

Questions? Email Pam at doubledaywilson@icloud.com

Directions to Venues

Directions to East Berlin Area Community Center (EBACC):

From Route 15—if coming from north or south take route 234 to East Berlin. (Heidlerberg/East Berlin exit), PA 234 East, go 8.2 miles. Turn left onto Fourth St., then left onto North St.

From PA turnpike, take the Gettysburg/ Route 15 exit, follow 15 South and directions above.

From Route 83 and points east or north, take Exit 35 then...

Head southeast on PA-177 S; turn right to stay on PA-177 (9.6 miles); Continue onto PA-74 N/Carlisle Rd (1.5 mile); Continue onto York St. (0.2 miles); Continue onto Wellsville Rd. (0.9 miles); Slight right to stay on Wellsville Rd. (1.9 miles); Turn left onto Kralltown Rd. (2.1 miles); Turn left onto Davidsburg Rd (0.4 miles); Turn right onto Red Run Church Rd. (1.5 miles); Turn left onto PA-194 S (2.8 miles); Turn right onto North Ave. (0.3 miles) destination will be on the right. East Berlin Area Community Center 405 North Ave. East Berlin, PA 17316

Directions to Gravel Hill United Methodist Church, 131 Gravel Hill Road, Palmyra, PA 17078

FROM INTERSTATE 81:

Exit 80 (Grantville), take 743 South to Route 22 (about 1 mile). Turn left (east) onto Route 22, proceed for approximately 1 mile to Gravel Hill Road (green sign that reads: Palmyra 6 miles), turn right (south) onto Gravel Hill Road. Follow for 4.5 miles to white church on right -Gravel Hill United Methodist Church.

FROM Route 422:

Go to the “square” in Palmyra, turn north onto North Railroad Street, continue approximately 1.5 miles to white church on left.

Directions to Giant Grocery store (community room), 3301 Trindle Road, Camp Hill, PA 17011

FROM ROUTE 581: Take exit 5 to Camp Hill; merge onto 11/15 North. The Camp Hill shopping mall will be on your left. Giant Grocery store is located at the end of the Mall. You can turn left at Trindle Road, then left into the parking lot at Giant.

FROM ROUTE 15 (south of Harrisburg):

Take route 15 North to Camp Hill. In Camp Hill, turn left on Trindle Road, and then left into the parking lot at Giant.

FROM York and south: Route 83 North to 581 Interchange, follow 581 West to exit 5 (Camp Hill), follow directions above.

FROM Interstate 81 (Harrisburg and East): Near Harrisburg, follow 83 South. After crossing the Susquehanna River, continue straight onto Route 581. Take exit 5 to Camp Hill, merge onto 11/15 North. The Camp Hill shopping mall will be on your left. Giant Grocery store is located at the end of the Mall. You can turn left at Trindle Road, then left into the parking lot at Giant.

FROM PA. TURNPIKE: Either exit Harrisburg West and take 83 (directions above.) Or exit Mechanicsburg, and follow 15 North (directions above).

Giant Grocery in Linglestown, PA is located north of Harrisburg, off of Interstate 81.

For Navigation, the address is 2300 Linglestown Road, Linglestown, PA

From Route 15 North, as you approach Camp Hill, use the left lane to take PA- 581 West exit toward Interstate 81. You will stay right to merge onto 81 North. Take exit 66 for North Front Street, keep left at the fork and follow signs and merge onto North Front Street. Continue for about 1 mile, turn right onto Linglestown Road (PA-39 E). In about two miles, Giant Will be on your left, 2300 Linglestown Road.

From south of Harrisburg: Interstate 83 North (get in right lane as you cross bridge over Susquehanna River) to Exit 43 toward Capitol/2nd Street. Turn Right onto Paxton Street (not left onto Second Street). In 1/4 mile, turn LEFT onto Cameron Street / PA-230. In 4.9 miles, take PA-39 /Linglestown Road exit. Turn right onto PA-39 East/Linglestown Road. In 1.4 miles, Giant will be on your left, 2300 Linglestown Road.

From East of Harrisburg: Take 81 South. Near Harrisburg, exit 69 Progress Avenue. Turn left onto North Progress Avenue. Go 1.9 miles, turn left onto PA-39 West. Go 0.2 miles, Giant will be on your right. 2300 Linglestown Road.



BOARD MEMBERS

President:

Sharon Schaeffer. 410-967-4482
swschae@gmail.com

Vice-President/Programs:

Marilyn Julius 717-292-3218
gmcde@comcast.net

Secretary:

Lynne Laughman 717-632-5232
sdllgl@comcast.net

Stephanie Hamel. 570-472-3942
hamel@ptd.net (*secretary as of 1/1/2020*)

Treasurer:

Becci Melcher 717-434-4694
rmelcher140@comcast.net

Members at Large:

Communications

Suzanne Williamson . . . 717-632-8453
sgw59@comcast.net

Special Events

Linda Moore 717-632-2314
mygrandy@hotmail.com

Membership/Audit

Donna Kumpf 717-963-7533
kumpf4@comcast.net

In this issue:

- Guild News, p. 2-9
- Copyright information, p.5
- 2020 UFO information, p.7-8
- UFO Winners, p. 6
- 2020 Guild Schedule, p. 6
- January Weave sign-up, p. 10
- March Weave sign-up, p. 11-12
- Directions to venues, p. 13-14

CPBWG NEWSLETTER

December 2019

Issue 87

www.basketry.homestead.com

President's Message

As another year is coming to a close, I find myself thinking about how many baskets I have made this year. I wove a lot! Do you keep track of the baskets you weave? How many baskets did you make this year?

CPBWG provided our members a wide variety of opportunities for basket weaving in 2019. We had monthly workshops and open weave sessions, the Spring Retreat, and of course the annual Weaving Odyssey Convention. If you attended these events you have made a lot of baskets this year too! The UFO challenge also provided members an incentive to finish up any baskets started and never finished, or to start one from a kit that had been gathering dust.

The reasons for making a basket are many – to learn a new weaving technique, to give as a gift, to use at home, to socialize with friends, to increase sales inventory, to participate in the CPBWG service project or UFO challenge, or just because of a love of basketry! Whatever your reason for weaving a basket, you can fill your 2020 calendar with fun guild events. New for 2020 is the Kids National Basket Weaving Day on June 27, 2020. This national event is spearheaded by Laura Lee Zanger and CPBWG will participate.

Have a wonderful holiday season and a Happy New Year. See you in 2020.

Happy Weaving,

~ Sharon

Guild News

Good times were had by all at the annual Weaving Odyssey in Gettysburg!



Jan Beyma works with her class.



Laura Lee Zanger



Billy Owens and students



Odyssey Committee members



Odyssey teachers model their new aprons.

October Weave—Sunflower Basket with Joanne Sheriff



November Weave—Fruitbowl and Cherry Blossom Baskets with Pamela Wilson





Congratulations to CPBWG member Debbi Zvanut who received 4 blue ribbons (3 of them for baskets) at the Great Allentown Fair. The categories are small, medium and large! Her large basket, a jailhouse Nantucket, also won Best of Show for Handcrafts.

Service Project Update:



On November 9, 2019 CPBWG member Becci Melcher and her husband traveled to Pittsburgh to deliver our Service Project baskets to the VA Family House. Thanks to you we sent 28 baskets filled with personal care items to be used by active and retired military and their families who stay at the VA Family House. THANK YOU to all who donated items and/or money, and especially to those of you who wove the beautiful baskets!!

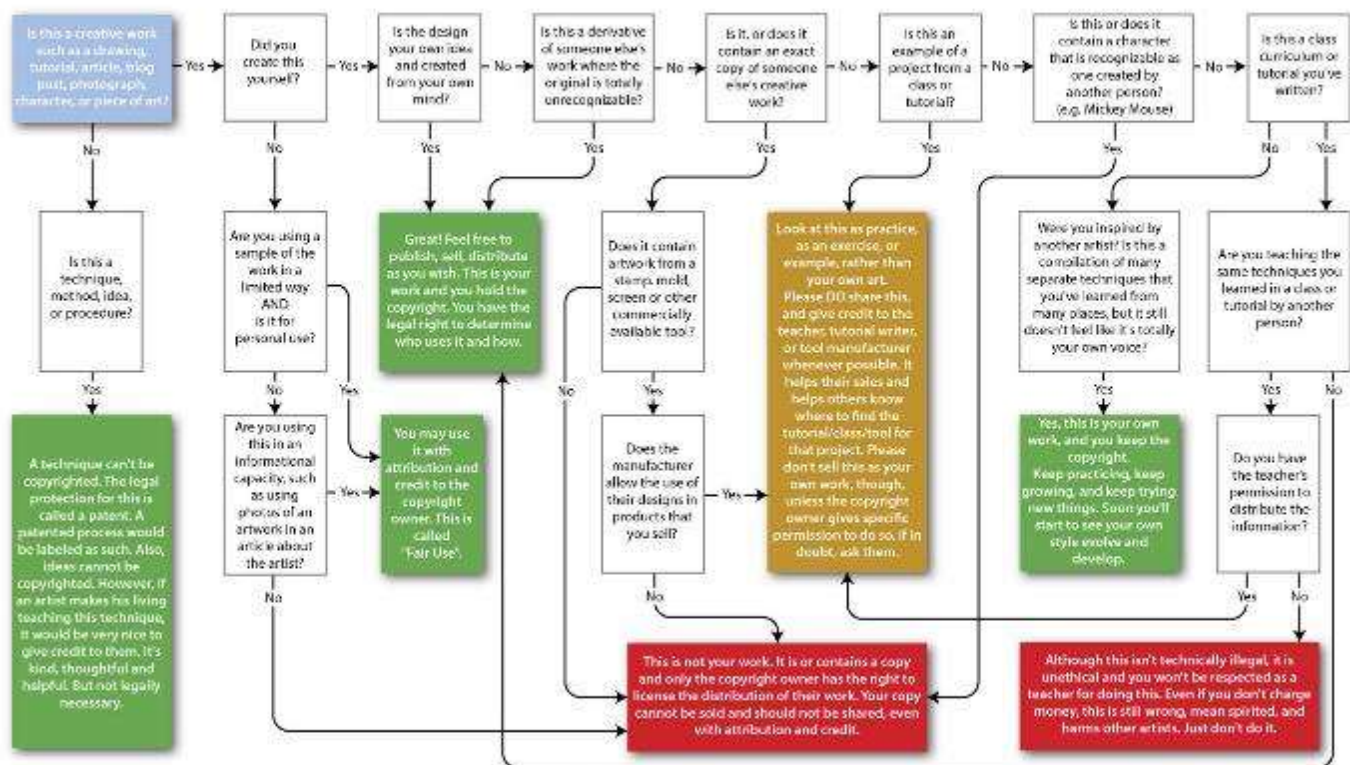


A word about copyright...


Please remember that many of the basket patterns you use are copyrighted by the author. That means that you may not copy them, distribute them, or claim them as your own. Also, many basket pattern authors require you to ask their permission before teaching one of their patterns. Copyright can be a confusing topic, and the graphic flow chart below by Ginger Davis Allman may help. Note that it IS copyrighted. However, on her website (thebluebottletree.com) she not only gives permission to share it ... she encourages it. More information can be found at <https://thebluebottletree.com/copyright-guidelines-polymer-clay-artists/>.

Copyright Guidelines for Crafters and Hobbyists

Copyright is confusing. This graphic is intended as a general guideline and overview of the most commonly encountered copyright dilemmas for crafter and hobbyists today.



This work is licensed under a Creative Commons Attribution-NonCommercial-NoDerivatives 4.0 International License. This means you can share this infographic without altering or modifying it as long as you include attribution. Please Credit: Ginger Davis Allman, www.thebluebottletree.com. Thank you.

 Copyright © 2015, Ginger Davis Allman.

 **The Blue Bottle Tree**
Polymer Clay tutorials and information

Disclaimer: This disclaimer is not intended to be comprehensive or to be used in place of seeking legal advice. For clarity in your particular situation, please consult an attorney in your local country or jurisdiction.

Sources: www.copyright.gov, <http://thebluebottletree.com/learnaboutthebluebottletree/>, <http://www.thebluebottletree.com/copyright/index.html>

June 2015-2016

November

U
F
O

Baskets



UFO Winners are...

October: Samantha Richards

November: Joanne Sheriff





2020 UFO Challenge

Complete those unfinished baskets you have been avoiding, make a basket from a kit or pattern you want to try, or make one basket to contribute to our July service project.

Complete baskets to fit your schedule – basically one basket a month. You **do not** have to decide which baskets you will make when you register to participate. One finished basket is due by the monthly guild gatherings held in **March, April, May, June, July, August, October and November**. Members who complete a verified basket are eligible for a **monthly drawing for a \$10 guild gift certificate** good for future guild workshops or Odyssey fees.

A **grand prize** will be drawn at the end of the year from the entries completed. Participants receive one entry for each completed basket. Two names will be drawn to split the winning prize money (all the money from the UFO Challenge sign-up). The more members who sign up, the bigger the “kitty”. The more baskets you complete, the more chances you have to win.

Sharon Schaeffer will continue to serve as the 2020 UFO record keeper. She will record each participant’s baskets as they are completed. To verify that you have completed a basket, send a digital photo of your basket to Sharon, either to her cell phone # 410-967-4482 or to swschae@gmail.com.

Sign up to participate NOW ! The cost to participate is \$8.00.

Complete the registration form below. Make checks payable to CPBWG. Send your registration and payment to Sharon Schaeffer - 1643 Old Taneytown Road, Westminster, MD 21158.

* * * * *

2020 UFO Registration

Name: _____

Cell # _____ Email _____

\$8.00 registration fee: cash or check # _____

Individual 2020 UFO Records

<i>Basket #</i>	<i>Due Date</i>	<i>Basket Description</i>	<i>Date image sent to Sharon</i>
1	March 14		
2	April 26		
3	May 17		
4	June 14		
5	July 11		
6	August 8		
7	October 17		
8	November 14		
		<i>Grand total Baskets submitted =</i>	

**** Keep this form for your record ****

2020 Guild Schedule

As always, you are welcome to attend any Guild weave and work on your own project.

January 25, 2020 10:00-12 and 12:30-3:00, Gravel Hill Church, Palmyra

Snowman Hat/Witches Hat class taught by Debbi Zvanut and Holiday Party. Sign up found on p. 10
Registration due by January 13!

February 15, 2020 9:00-4:00, Camp Hill Giant

Weeping Willow class taught by Mary Annunziato, and open weave

March 14, 2020 9:00-5:00 (Snow Date: March 28), Gravel Hill Church, Palmyra

Nantucket baskets taught by Pamela Wilson. Sign-up found on p. 11-12. **Registration due by February 10!**

April 24, 25, 26, 2020 Spring Retreat, Gitt Library, Hanover

May 16 9:00-4:00, at Camp Hill Giant, and **May 17** 10:00-4:00 at Linglestown Giant

Naturals with Katie Grove

June 14, 2020 annual dye party at the home of Jean Foutz, Palmyra

June 27, 2020 Laura Lee Zanger Kids' Weaving Day project, East Berlin Community Center, and Gravel Hill Church, Palmyra.

July 11, 2020 9:00-4:00, Camp Hill Giant

Service Project basket and Hair Clasp/bracelet/dragonfly

August 8, 2020 9:00-4:00, Camp Hill Giant

tote taught by Becci Melcher

September 17, 18, 19, 20 A Weaving Odyssey, Gettysburg Aspire

October 17, 2020 9:00-4:00 Camp Hill Giant

Cat Head Basket taught by Sharon Schaeffer

November 14, 2020 9:00-4:00 Gravel Hill Church, Palmyra

Oval Twill taught by Debbi Zvanut

Newsletter Note: The newsletter is published four times per year, in March, June, September, and December. Any news, photos, etc. must be received by the 15th of the month prior to the month of publication. Submissions and ideas are always welcome. Contact Suzanne Williamson at sgw59@comcast.net.

HOLIDAY BASKET DAY; It's hat day (with apologies to Dr Suess!)

And a bonus holiday basket: a Christmas Tree!

Saturday, Jan. 25, 2019, 10 AM to 3 PM. Gravel Hill Church, Palmyra, PA. Presented by Debbi Zvanut



The morning will give us time to weave a snowman's stovepipe hat with beads or fur at the top and decorations for the brim. This is a simple continuous weave with a beaded or woven finish. You'll have time to make another if you want.

When you'll done in the morning or in the afternoon, we'll be creating a witch's hat. If you want to make it into a sorting hat, you can give it a folded top or a cute bent top. This one involves shaping so you'll create a tee-pee shape. It is ended with decorations on the brim.

The third choice is a simple tree shaped candy dish, that has a woven rim and an option to add beads to the sides.

All levels of weavers are welcome. These baskets are excellent for beginners, so if you'd like to learn these types of baskets for children or beginning adult weavers, this will be fun to learn and learn how to teach.

You may order a 1) Witch's Hat kit (\$15), 2) a snowman's stovepipe hat kit (\$15), and/or Tree candy dish (\$12). Indicate your choices on the registration form.

Typical tools are provided by each weaver. Students should bring, if possible: 6 twist ties, 6 small clothespins/clips, garden sheers, old towel, pencil, measuring tape and a basin. If you are doing the tree, bring a thin curved needle.

Questions? Contact Debbi at 610-662-8646 or dzvanut@aol.com

Materials fee of \$15 (witch or snowman hat) or \$12 for tree kit. Payable to Debra Zvanut. Mail to Debbi at 8371 Carpet Rd., New Tripoli, PA 18066. Please register by Jan. 13, to insure there is time to compile kits for all. Questions? E-mail (dzvanut@aol.com) or call (610-662-8646.)

Name:

E-mail address:

Phone (in case of last minute cancellation):

Number of kits ordered:

____ \$15 for snowman stovepipe hat kit, ____ \$15 for Witch's Hat kit , ____ \$12 for the tree candy dish

Amount enclosed: _____ Check #: _____

Materials fees are payable to Debra Zvanut. Mail to Debbi at 8371 Carpet Rd., New Tripoli, PA 18066. Please register by Jan. 13, to insure there is time to compile kits for all.

11/6/19 D/LZ

CENTRAL PENNSYLVANIA BASKETRY GUILD

Saturday, March 14, 2020, 9:00 am – 5:00 pm

Snow Date – Saturday, March 28, 9:00 am – 5:00 pm

Gravel Hill Methodist Church

Palmyra, PA

NANTUCKET BOWLS

There are two options



OPTION 1 – SMALL CANDY DISH

4.5" w x 1.75" h – All levels - \$45

This is a good introduction to Nantuckets and features a lashed rim. Participants will choose from either all natural, the classic Nantucket, or natural spokes and black weavers or black spokes and natural weavers. Bases will be of cherry and the plug is bone. The rims are reed. Participants will learn how to insert spokes, start the weaving, and finish the basket with lashing and an under the rim filler.



OPTION 2 – MEDIUM BOWL WITH QUADIFOIL WEAVE

6.5" w x 2.5" H – Advanced - \$55

This basket is for an experienced weaver and features a quatrefoil pattern. Participants will choose from either all natural, the classic Nantucket, or natural spokes and black weavers, or black spokes and natural weavers, or natural spokes and several colors of dyed cane. Bases will be of cherry and the plug is bone. The rims are reed. The quatrefoil may be started at the base or further up the basket depending on the weaver's choice.

All weaving materials, bases, and bone plugs are included in the price. (Sorry, ivory may no longer be shipped over state lines.) The instructor will bring molds and mold stands.

Participants need to bring: **Necessary:** **C clamp**, basket scissors, micro nippers (those with the blade on an angle work best), Tupperware type container for water, small packing tool or awl, wood scraper, needle nose pliers, clothespins, old cutting board, sand paper 100 grit and 300-600 grit, and any special Nantucket tools you like to use. Depending on the basket you choose, you may or may not be able to complete this in one day. **Previous twill experience is a must for twill weavers on Option 2.**

Sign-up Sheet for Pamela Wilson's Class

Checks must be received by Monday February 10, 2020, to hold your place and give instructor time to order supplies and make up kits. Make your checks payable to Pamela Wilson. Mail to 506 Openaki Road, Denville, NJ 07834

Option 1

Small Nantucket bowl 4 ½" x 2." available in three choices. \$45

_____ All Natural

_____ Black spokes/natural weavers

_____ Natural spokes/black weavers

Option 2

Medium Nantucket bowl 6 ½" x 2 ¼ " available in three choices. \$55

_____ All Natural

_____ Black spokes/natural weavers

_____ Natural spokes/black weavers

_____ Natural Spokes and a choice of turquoise, brown, purple, or fuchsia.
Circle color

Total Enclosed_____

Name_____

Email_____ Phone_____

Please write email address legible.

Directions to Venues

Directions to East Berlin Area Community Center (EBACC):

From Route 15—if coming from north or south take route 234 to East Berlin. (Heidlerberg/East Berlin exit), PA 234 East, go 8.2 miles. Turn left onto Fourth St., then left onto North St.

From PA turnpike, take the Gettysburg/ Route 15 exit, follow 15 South and directions above.

From Route 83 and points east or north, take Exit 35 then...

Head southeast on PA-177 S; turn right to stay on PA-177 (9.6 miles); Continue onto PA-74 N/Carlisle Rd (1.5 mile); Continue onto York St. (0.2 miles); Continue onto Wellsville Rd. (0.9 miles); Slight right to stay on Wellsville Rd. (1.9 miles); Turn left onto Kralltown Rd. (2.1 miles); Turn left onto Davidsburg Rd (0.4 miles); Turn right onto Red Run Church Rd. (1.5 miles); Turn left onto PA-194 S (2.8 miles); Turn right onto North Ave. (0.3 miles) destination will be on the right. East Berlin Area Community Center 405 North Ave. East Berlin, PA 17316

Directions to Gravel Hill United Methodist Church, 131 Gravel Hill Road, Palmyra, PA 17078

FROM INTERSTATE 81:

Exit 80 (Grantville), take 743 South to Route 22 (about 1 mile). Turn left (east) onto Route 22, proceed for approximately 1 mile to Gravel Hill Road (green sign that reads: Palmyra 6 miles), turn right (south) onto Gravel Hill Road. Follow for 4.5 miles to white church on right -Gravel Hill United Methodist Church.

FROM Route 422:

Go to the “square” in Palmyra, turn north onto North Railroad Street, continue approximately 1.5 miles to white church on left.

Directions to Giant Grocery store (community room), 3301 Trindle Road, Camp Hill, PA 17011

FROM ROUTE 581: Take exit 5 to Camp Hill; merge onto 11/15 North. The Camp Hill shopping mall will be on your left. Giant Grocery store is located at the end of the Mall. You can turn left at Trindle Road, then left into the parking lot at Giant.

FROM ROUTE 15 (south of Harrisburg):

Take route 15 North to Camp Hill. In Camp Hill, turn left on Trindle Road, and then left into the parking lot at Giant.

FROM York and south: Route 83 North to 581 Interchange, follow 581 West to exit 5 (Camp Hill), follow directions above.

FROM Interstate 81 (Harrisburg and East): Near Harrisburg, follow 83 South. After crossing the Susquehanna River, continue straight onto Route 581. Take exit 5 to Camp Hill, merge onto 11/15 North. The Camp Hill shopping mall will be on your left. Giant Grocery store is located at the end of the Mall. You can turn left at Trindle Road, then left into the parking lot at Giant.

FROM PA. TURNPIKE: Either exit Harrisburg West and take 83 (directions above.) Or exit Mechanicsburg, and follow 15 North (directions above).

Giant Grocery in Linglestown, PA is located north of Harrisburg, off of Interstate 81.

For Navigation, the address is 2300 Linglestown Road, Linglestown, PA

From Route 15 North, as you approach Camp Hill, use the left lane to take PA- 581 West exit toward Interstate 81. You will stay right to merge onto 81 North. Take exit 66 for North Front Street, keep left at the fork and follow signs and merge onto North Front Street. Continue for about 1 mile, turn right onto Linglestown Road (PA-39 E). In about two miles, Giant Will be on your left, 2300 Linglestown Road.

From south of Harrisburg: Interstate 83 North (get in right lane as you cross bridge over Susquehanna River) to Exit 43 toward Capitol/2nd Street. Turn Right onto Paxton Street (not left onto Second Street). In 1/4 mile, turn LEFT onto Cameron Street / PA-230. In 4.9 miles, take PA-39 /Linglestown Road exit. Turn right onto PA-39 East/Linglestown Road. In 1.4 miles, Giant will be on your left, 2300 Linglestown Road.

From East of Harrisburg: Take 81 South. Near Harrisburg, exit 69 Progress Avenue. Turn left onto North Progress Avenue. Go 1.9 miles, turn left onto PA-39 West. Go 0.2 miles, Giant will be on your right. 2300 Linglestown Road.