



Port & Company® Ladies Core Cotton Tank Top. LPC54TT



A value-priced tank created from soft 100% cotton.

- 5.4-ounce, 100% cotton
- 50/50 poly/cotton (Neons)
- 90/10 cotton/poly (Athletic Heather)
- Removable tag for comfort and relabeling
- Side seamed with a contoured body for a feminine fit
- Scalloped hem

Due to the nature of 50/50 cotton/poly neon fabrics, special care must be taken throughout the printing process.

Please note: This product is transitioning from heat transfer labels to tear-away labels. Your order may contain a combination of both labels.

CARE INSTRUCTIONS

Machine wash cold. Inside out with like colors.
Only non-chlorine bleach. Tumble dry low. Do not iron.

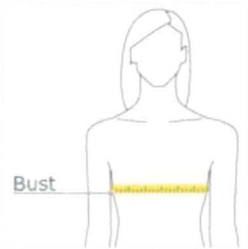


front



back

HOW TO MEASURE



BUST
Measure under the arm and around the fullest part of the bust with arms down, keeping tape horizontal.


SIZE CHART

	XS	S	M	L	XL	XXL	3XL	4XL
Size	2	4/6	8/10	12/14	16/18	20/22	24/26	28/30
Bust	32-34	35-36	37-38	39-41	42-44	45-47	48-51	52-55

COLOR INFORMATION




Athletic Heather
PMS COOL GRAY 7C



Charcoal
PMS COOL GRAY 11C



Jet Black
PMS NTR BLACK C



Navy
PMS 2380C



Neon Blue
PMS 801C



Neon Green
PMS 902C



Neon Pink
PMS 926C



Neon Yellow
PMS 379C



Red
PMS 200C



Royal
PMS 2133C

White



District® Women's Perfect Tri® Racerback Tank. DM138L



The perfect mixture of softness, comfort and easy wear.

- 4.5-ounce, 50/25/25 poly/combed ring spun cotton/rayon, 32 singles
- Tear-away label
- Back neck tape
- 1x1 rib trim neck and arm openings
- Curved hem

Please note: This product is transitioning from woven labels to tear-away labels. Your order may contain a combination of both labels.

Tri-Blend fabric infuses each garment with unique character. Please allow for slight color variations. Due to the heat sensitivity of tri-blend fabrics, special care must be taken throughout the printing process. Consult your decorator or ink supplier for best printing practices.

CARE INSTRUCTIONS

Machine wash cold with like colors. Only non-chlorine bleach when needed. Tumble dry low. Warm iron if necessary.

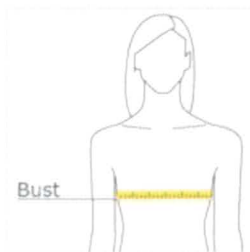


front



back

HOW TO MEASURE



BUST

Measure under the arm and around the fullest part of the bust with arms down, keeping tape horizontal.

SIZE CHART

	XS	S	M	L	XL	XXL	3XL	4XL
Size	2	4/6	8/10	12/14	16/18	20/22	24/26	28/30
Bust	32-34	35-36	37-38	39-41	42-44	45-47	48-51	52-55

COLOR INFORMATION



Black



Black Frost
PMS 426C



Fuchsia Frost
PMS 2452C



Grey Frost
PMS COOL GRAY
10C



Heathered
Charcoal



Heathered
Dusty Peach



Heathered
Lavendar



Heathered Teal



Navy Frost
PMS 2379C



Purple Frost
PMS 668C



Red Frost
PMS 703C



Royal Frost
PMS 7684C



Turquoise Frost White
PMS 7703C