



Description

The Sound barrier SBLA15 is a line array enclosure that combines innovative horn loading techniques with line array technology to produce a very powerful line array enclosure with maximum dynamic impact. It is a 3-way, full-range system and may be used without subwoofer for many applications. Where very low frequency extension is required, an SBLA15 array will integrate seamlessly with the SBLA28RSUB in a fully horn-loaded 4-way configuration. The proprietary rigging system of the SBLA15 is quick to deploy and allows a wide range of array curvatures to be achieved. The SBLA15 columns are hinged at the front for gap free HF coverage. Inter-cabinet angles from 0° to 8° are set by a rotating splay bar at the rear of the enclosure. The 8° maximum splay angle allows tight curvature at the bottom of the array, obviating the need for dedicated down fills. All cabinet rigging hardware is integral and remains captive in transit.

Components

The low frequency section of the SBLA15 is comprised of a horn loaded 15" / 4" voice coil driver that is reflex loaded to extend the LF output to below the natural cut-off point of the horn. This bass horn technique combines the very high efficiency of horn loading with the extended low frequency response of a reflex enclosure.

The mid-horn of the SBLA15 utilizes two 8" / 2" voice coil drivers to produce 108dB at 1 meter for a 1W input. The dual 8" mid-horn geometry and short, toroidal donut phase plug work together to maintain a low curvature wave front and wide 90° horizontal coverage pattern of the mid frequencies right up to the 2.5kHz crossover point.

The SBLA15 HF section is comprised of four 1" exit compression drivers that couple very smooth horizontal HF pattern control with the high efficiency (112dB/W) required for very long throw applications.

Specifications

Type:	15" Passive, Three Way, Triamp Line Array Enclosure
Coverage Pattern:	90° (Horizontal), 8° (Vertical)
Components / Drivers	Driver (LF): 1 x 15", 4" VC, Folded Horn Driver (MF): 2 x 8" 2" VC, Mid Front Loaded Driver: (HF): 4 x 1" Throat, 1.75" VC Titanium Diaphragm, Neodymium Magnet Compression Driver on Low Distortion Horn
Power Ratings	Power Ratings (LF): 500W Continuous, 2000W Peak Power Ratings (MF): 400W Continuous, 1600W Peak Power Ratings (HF): 240W Continuous, 960W Peak
System Frequency Response:	55Hz-19kHz
Drivers Frequency Response	(LF): 60Hz-2.5KHz (MF): 150Hz-5KHz (HF): 1.5KHz-19KHz
Drivers Sensitivity	(LF): 100dB / 1W / 1m (MF): 100dB / 1W / 1m (HF): 108dB / 1W / 1m
Nominal Impedance	(LF): 8Ω (MF): 8Ω (HF): 8Ω
Component(s) Impedance:	(LF): 8Ω (MF): 16Ω (HF): 8Ω
Recommended Crossover:	(LF): 40Hz-300Hz, -24dB/oct (MF): 300-2.2kHz, -24dB/oct (HF): 2.2kHz-19.8kHz, -24dB/oct
SPL	(LF): 134dB Continuous, 140dB Peak (MF): 135dB Continuous, 140dB Peak (HF): 136dB Continuous, 142dB Peak
Recommended Amplifier:	(LF): 1500-4000 into 8Ω (MF): 800W-1200W into 8Ω (HF): 600W-800W into 8Ω
Connectors:	2 x NL8 Neutrik Connectors
Pin Outs	PIN 1+: N/A PIN 1-: N/A PIN 2+: LF PIN 2-: LF PIN 3+: MF PIN 3-: MF PIN 4+: HF PIN 4-: HF
Rigging:	Fast Integral adjustable rigging system with variable splay angles (0° to 8°)
Enclosure Construction:	18mm Multi-Plywood
Finish Options:	Black Polyurethane Paint
Dimensions (W*H*D):	51.6" x 19.3" x (15.4") x 29.7" 1312 x 490 (390) x 755 mm
Net Weight:	187 lbs. (85 kg)

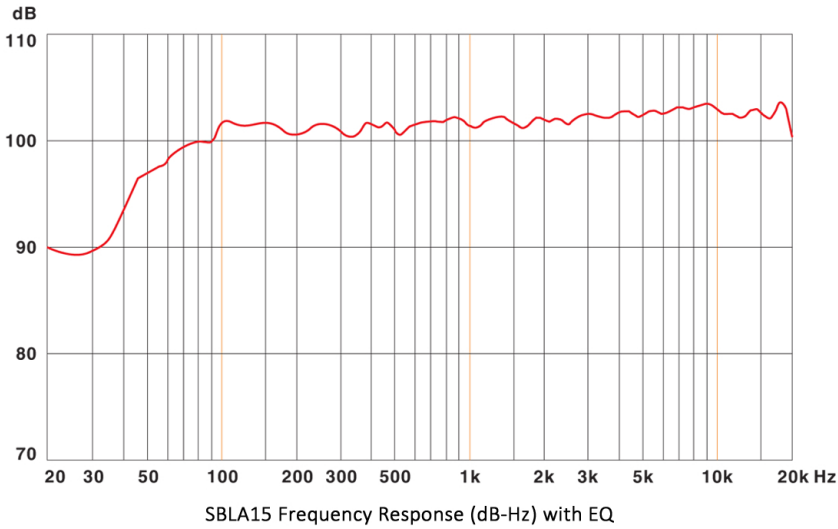
Notes:

(1) Measured on-axis in half space at 2 metres, then referred to 1 metre.

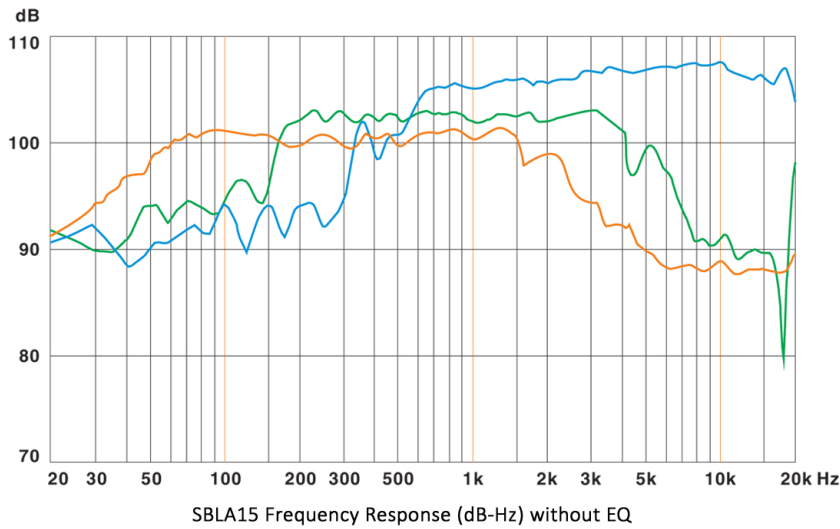
(2) EIA Standard RS-426-A-1980.

(3) Measured in half space conditions at 2 metres with 1 watt input, using band limited pink noise, then referred to 1 metre.

(4) Measured in half space conditions at 2 metres using band limited pink noise, then referred to 1 metre.

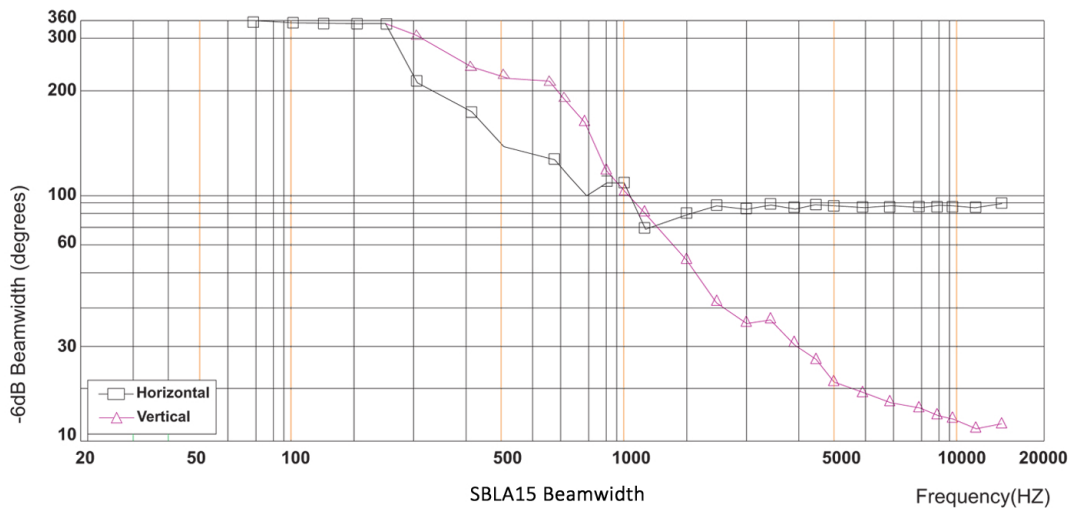


Free-Field On-Axis
@ 1m, 2.83V
0° & 1/3 Oct, Smoothing



Free-Field On-Axis
@ 1m, 2.83V
0° & 1/3 Oct, Smoothing

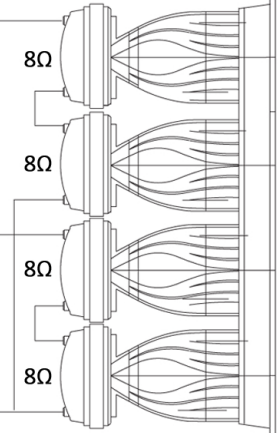
- HIGH FREQUENCY
- MEDIUM FREQUENCY
- LOW FREQUENCY



8 PIN Neutrik Input:

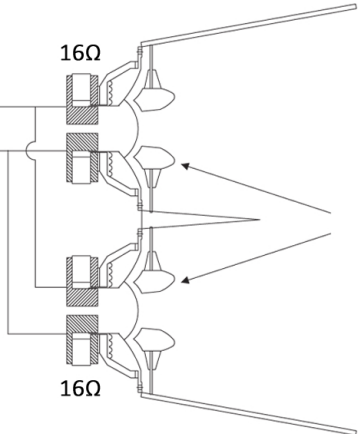
- 4-: HF
- 4+: HF
- 3-: MF
- 3+: MF
- 2-: LF
- 2+: LF
- 1-: N/A (For SUB)
- 1+: N/A (For SUB)

10u/400V



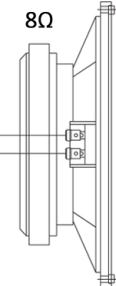
HF Section: 4 x 1"
 • Neodymium Magnet
 • Titanium Diaphragm
HF Impedance: 8Ω
Driver Impedance: 8Ω

16Ω



MF Section: 2 x 8"
 • Phase Correction
MF Impedance: 8Ω
MF Driver Impedance: 16Ω

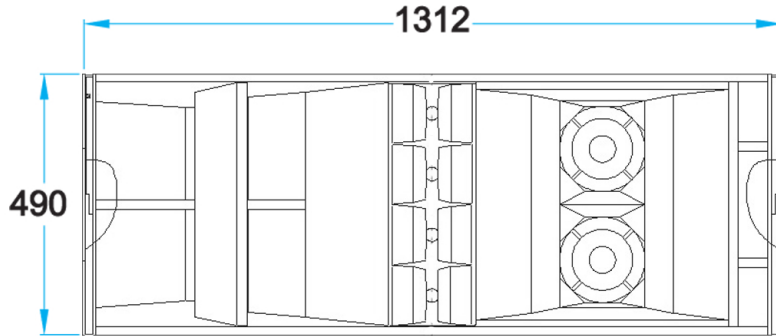
8Ω



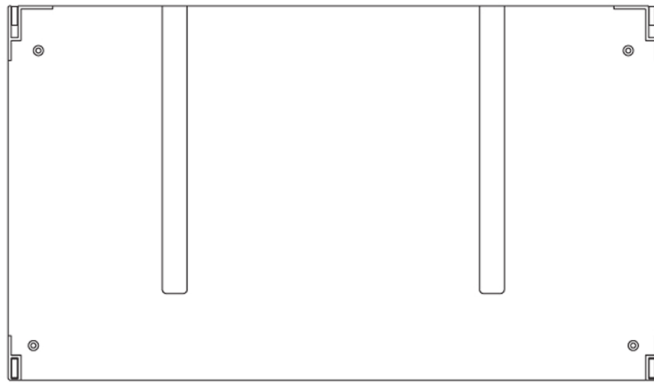
LF Section: 1 x 15"
LF Impedance: 8Ω
Driver Impedance: 8Ω

8 PIN Neutrik Output:

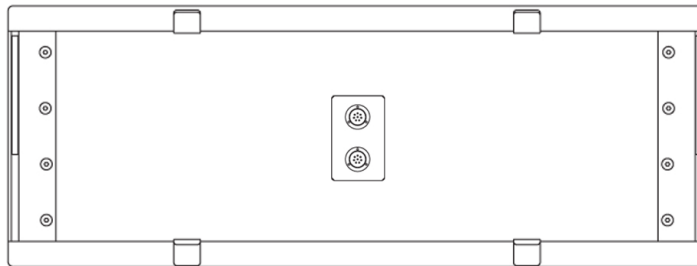
- 4-: HF
- 4+: HF
- 3-: MF
- 3+: MF
- 2-: LF
- 2+: LF
- 1-: N/A (For SUB)
- 1+: N/A (For SUB)



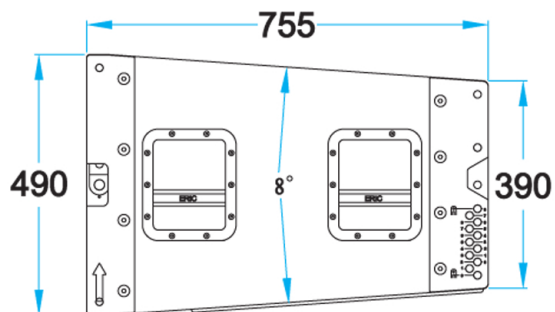
Front View



Top View



Rear View



Side View