



## November Songbook 2024



- |    |                                       |    |                                 |
|----|---------------------------------------|----|---------------------------------|
| 2  | Abraham, Martin and John              | 21 | Keep on the Sunny Side          |
| 3  | All You Need Is Love                  | 23 | Lean On Me                      |
| 4  | Amazing Grace                         | 24 | Let It Be                       |
| 5  | Be A Light                            | 25 | Let There Be Peace On Earth     |
| 7  | Blowin' In The Wind                   | 26 | One Day                         |
| 8  | Blue Skies                            | 27 | Simple Song Of Freedom          |
| 9  | Day Is Done                           | 28 | Stand By Me                     |
| 10 | De Colores                            | 29 | This Land Is Your Land          |
| 11 | Don't Worry Be Happy                  | 30 | This Little Light Of Mine in D  |
| 13 | He Ain't Heavy He's My Brother        | 31 | Three Little Birds              |
| 14 | Here Comes The Sun                    | 32 | We Can Work It Out              |
| 15 | He's Got The Whole World In His Hands | 34 | We Shall Overcome               |
| 16 | I Can See Clearly Now                 | 35 | When The Saints Go Marching In  |
| 17 | If I Had A Hammer                     | 36 | Where Have All The Flowers Gone |
| 19 | Imagine                               | 37 | Will The Circle Be Unbroken     |
| 20 | In The Garden                         | 38 | Happy Trails                    |

Abraham, Martin and John chords  
Dion 1968 (Dick Holler)

Capo II

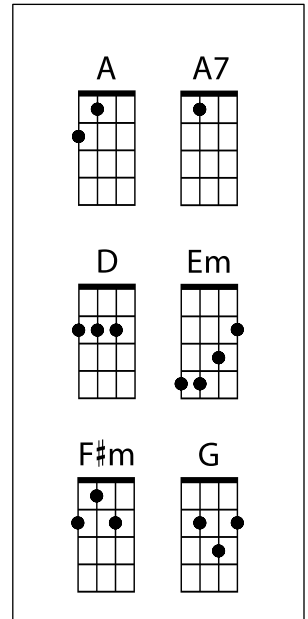
D F#m Em G A D A7 G A7 D

D F#m Em G D  
Has anybody here, seen my old friend Abraham?  
Em G F#m A7  
Can you tell me where he's gone?  
Em G F#m  
He freed a lot of people,  
Em F#m G  
But it seems the good they die young.  
Em G  
You know, I just looked around and he's gone.

D F#m Em G D  
Has anybody here, seen my old friend John?  
Em G F#m A7  
Can you tell me where he's gone?  
Em G F#m  
He freed a lot of people,  
Em F#m G  
But it seems the good they die young.  
Em G  
I just looked around and he's gone.

organ

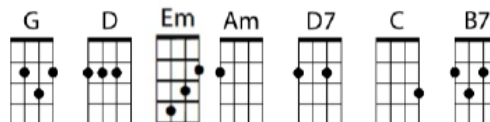
D F#m Em G D  
Has anybody here, seen my old friend Martin?  
Em G F#m A7  
Can you tell me where he's gone?  
Em G F#m  
He freed a lot of people,  
Em F#m G  
But it seems the good they die young.  
Em G  
I just looked around and he's gone.



# All You Need Is Love

Beatles

Strum Pattern: D DU (Swing, 2 beats per chord)



**Intro: G D Em Em Am-D7 D6**  
 A-----0---0---5-----2-----2-----0---3-----2-----  
 E---0-3---3---2---2---3-----3---3-3-3-3-0---2-----2-----  
 C--2---2---2---2---2---4-----4---4-4-4-4-0---2-----2-----  
 G-----0---0---2---2---0-----0---0-0-0-0-0-2---2-----2-2---

(G)Love, (D)love, (Em///)love -----> E---0---  
 (G)Love, (D)love, (Em///)love C--2---  
 (Am)Love, (G)love, (D)love (C) (D) (C) (D/// or riff) ----->

D6 G  
 A-2--3-5----- (2)  
 E-2-----0- (3)  
 C-2-----2- (2)  
 G-2----- (0)

## Verse 1

(G)There's nothing you can (D)do that can't be (Em///)done  
 (G)Nothing you can (D)sing that can't be (Em///)sung  
 (Am)Nothing you can (G)say but you can (D)learn how to play the (C)game  
 It's (D)easy (C) (D/// or riff)

## Verse 2

(G)Nothing you can (D)make that can't be (Em///)made  
 (G)No one you can (D)save that can't be (Em///)saved  
 (Am)Nothing you can (G)do but you can (D)learn how to be you in (G)time  
 It's (D)easy (C) (D/// or riff)

## Chorus

(G)All you (A7)need is (D)love (D/) -----> A--9---8-7-6-5-----  
 (G)All you (A7)need is (D)love (D/) -----> E-----  
 (G)All you (B7)need is (Em)love, (G)love C-----  
 (C)Love is (D)all you (G)need (G) G-----

## Interlude

(G)Love, (D)love, (Em///)love  
 (G)Love, (D)love, (Em///)love  
 (Am)Love, (G)love, (D)love (C) (D) (C) (D/// or riff)

## Repeat Chorus

## Verse 3

(G)Nothing you can (D)know that isn't (Em///)known  
 (G)Nothing you can (D)see that isn't (Em///)shown  
 (Am)Nowhere you can (G)be that isn't (D)where you're meant to (C)be  
 It's (D)easy (C) (D/// or riff)

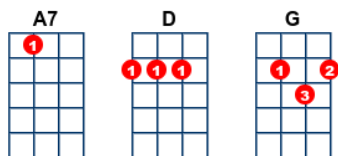
## Repeat Chorus

## Last Chorus

(G)All you (A7)need is (D)love (All (D/)together, now!)  
 (G)All you (A7)need is (D)love (Every (D/)body!)  
 (G)All you (B7)need is (Em)love, (G)love  
 (C)Love is (D)all you need(G)  
 (C)Love is (D)all you need(G) x3

# Amazing Grace

key:D, artist:Munsoncovers writer:John Newton



A-[D]mazing grace how [G] sweet the [D] sound  
that saved a wretch like [A7] me.  
I [D] once was lost, but [G] now am [D] found,  
was blind but [A7] now I [D] see.

`Twas [D] grace that taught my [G] heart to [D] fear,  
and grace my fears re-[A7]lieved.  
How [D] precious did that [G] grace [D] appear,  
the hour I [A7] first be-[D]lieved.

When [D] we've been there ten [G] thousand  
[D] years bright shining as the [A7] sun  
We've [D] no less days to [G] sing God's [D] praise,  
Than when we [A7] first be-[D]gun.

Through [D] many dangers, [G] toils and [D] snares,  
I have already [A7] come.  
'Tis [D] grace hath brought me [G] safe thus [D] far,  
and grace will [A7] lead me [D] home.

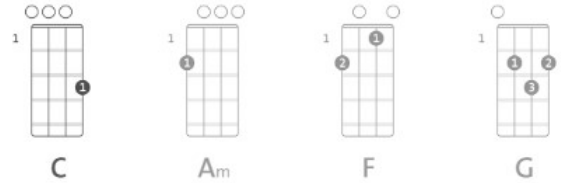
A-[D]mazing grace how [G] sweet the [D] sound  
that saved a wretch [A7] like me.

I [D] once was lost, but [G] now am [D] found,  
was blind but [A7] now I [D] see.  
I [D] once was lost, but [G] now am [D] found,  
was blind but [A7] now I [D] see.

# Be a Light

Thomas Rhett

(featuring Keith Urban, Chris Tomlin, Hillary Scott, and Reba McIntire)



Intro: Am . G . C . . . Am . G . C . . .

Am . G . C . . .  
In a time full of war, be peace

Am . G . C . . .  
In a time full of doubt, just believe

. Am . G . C . . .  
Yeah, there ain't that much difference between you and me

Am . G . C . . .  
In a time full of war, be peace

F . . . C . . .  
In a world full of hate, be a light

G . . . Am . . .  
When you do somebody wrong, make it right

F . C . G . Am .  
Don't hide in the dark, you were born to shine

F . G . C . . .  
In a world full of hate, be a light

. Am . G . C . . .  
La- la-la, la, la, la, la

Am . G . C . . .  
In a place that needs change, make a difference

Am . G . C . . .  
In a time full of noise, just listen

Am . G . C . . .  
'Cause life is but a breeze, better live it

Am . G . C . . .  
In a place that needs change, make a difference

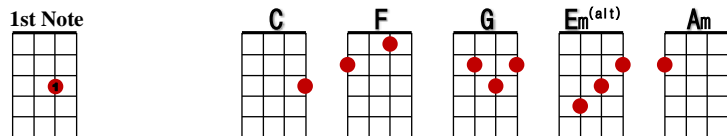


F . . . . C . . .  
 In a world full of hate, be a light  
 G . . . . Am . . . .  
 When you do somebody wrong, make it right  
 F . . C . . G . Am .  
 Don't hide in the dark, you were born to shine  
 F . . G . . C . .  
 In a world full of hate, be a light  
 . Am . G . C . .  
 La- la-la, la, la, la, la  
 . Am . G . C . .  
 La- la-la, la, la, la, la  
 . Am . G . C . .  
 La- la-la, la, la, la, la  
 . Am . G . C . . .  
 La- la-la, la, la, la, la  
  
 Am . . G . . C . . .  
 In a race that you can't win, slow it down  
 Am . G . C . . .  
 Yeah, you only get one go around  
 Am . G . . C . . .  
 'Cause the finish line is six feet in the ground  
 Am . . G . . C . . ./ (pause)  
 In a race that you can't win, just slow it down  
  
 F . . . . C . . .  
 In a world full of hate, be a light  
 . G . . . . Am . . . .  
 When you do somebody wrong, make it right  
 F . . C . . G . Am .  
 Don't hide in the dark, you were born to shine  
 F . . G . . C . . .  
 In a world full of hate, be a light  
  
 F/ C/  
 Yeah, it's hard to live in color  
 G / Am/  
 When you just see black and white  
 F / G / C /  
 In a world full of hate, be a light

# Blowin' In The Wind

Bob Dylan, 1963

YouTube video tutorial: <https://youtu.be/oqIrNf8xq7Q>



## INTRO:

[Dylan arpeggio: 4-1-3-1-2-1-3-1  
or gentle strum: D-dU-udu]

C  
| x x x x | x x x x | x x x x | x x x x |

## VERSE 1:

(C) F C  
How many roads must a man walk down  
F C  
Before you call him a man?  
F C  
How many seas must a white dove sail  
F G  
Before she sleeps in the sand?  
C F C  
Yes, and how many times must the cannonballs fly  
F G  
Before they're forever banned?

F G C Em Am  
The answer, my friend, is blowin in the wind  
F G C  
The answer is blowin in the wind

## VERSE 2:

(C) F C  
How many years can a mountain exist  
F C  
Before it's washed to the sea?  
F C  
How many years can some people exist  
F G  
Before they're allowed to be free?  
C F C  
How many times can a man turn his head  
F G  
And pretend that he just doesn't see?

F G C Em Am  
The answer, my friend, is blowin in the wind  
F G C  
The answer is blowin in the wind

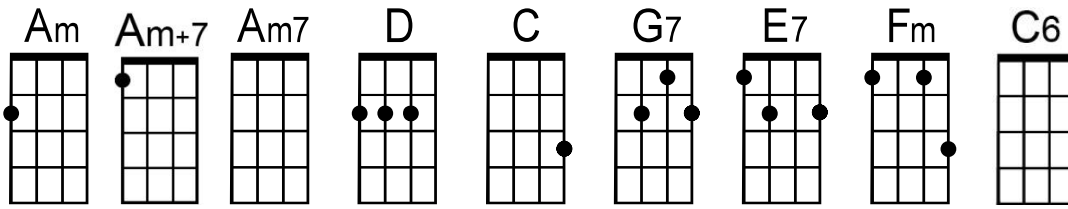
## VERSE 3:

(C) F C  
How many times must a man look up  
F C  
Before he really sees the sky?  
F C  
How many ears must one person have  
F G  
Before he can hear people cry?  
C F C  
How many deaths will it take till he knows  
F G  
That too many people have died?

F G C Em Am  
The answer, my friend, is blowin in the wind  
F G Am  
The answer is blowin in the wind  
F G C Em Am  
The answer, my friend, is blowin in the wind  
F G C  
The answer is blowin in the wind

# Blue Skies

by Irving Berlin (1926)



Am . . . | Am+7 . . . | Am7 . . . | D .  
 Blue— skies— smiling at me—  
 . . | C . . . | G7 . . . | C . . . | E7 . . . |  
 Nothing but blue— skies— do I see—  
 Am . . . | Am+7 . . . | Am7 . . . | D .  
 Blue— birds— singing a song—  
 . . | C . . . | G7 . . . | C . . . | . . . . |  
 Nothing but blue— birds— all day long—

C . . . | Fm . C . | Fm . C . | G7 . C . |  
 Never saw the sun— shining so bright. Never saw things— going so right—  
 C . . . | Fm . C . | Fm . C . | G7 . C\ E7\ |  
 Notic-ing the days— hurry-ing by— When you're in love— my how they fly—y

Am . . . | Am+7 . . . | Am7 . . . | D .  
 Blue— days— All of them gone—  
 . . | C . . . | G7 . . . | C . . . | . . . . |  
 Nothing but blue— skies— From now on—

**Inst:** Am . . . | Am+7 . . . | Am7 . . . | D .  
 . . | C . . . | G7 . . . | C . . . | E7 . . . |  
 Am . . . | Am+7 . . . | Am7 . . . | D .  
 . . | C . . . | G7 . . . | C . . . | . . . . |

C . . . | Fm . C . | Fm . C . | G7 . C . |  
 C . . . | Fm . C . | Fm . C . | G7 . C\ E7\ |

Am . . . | Am+7 . . . | Am7 . . . | D .  
 Blue— skies— smiling at me—  
 . . | C . . . | G7 . . . | C . . . | E7 . . . |  
 Nothing but blue— skies— do I see—  
 Am . . . | Am+7 . . . | Am7 . . . | D .  
 Blue— days— All of them gone—  
 . . | C . . . | G7 . . . | C . . . | C6\  
 Nothing but blue— skies— From now on—



# Day Is Done

key:G, artist:Peter Paul and Mary writer:Peter Yarrow

[G] [G] [G] [G]

[G] Tell me why you're [Am] crying my son,  
[D] I know you're frightened like [G] everyone.  
[Em] Is it the thunder in the [Am] distance you fear?  
[B7] Will it help if I [C] stay very [Am] near [D]  
I am [G] here. [Gsus4] [G]

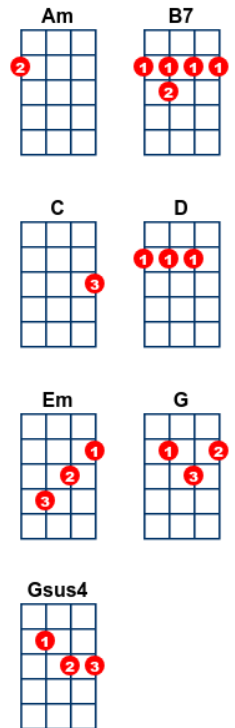
And if you [C] take my hand my [G] son,  
All will be [D] well when the day is [G] done,  
And if you [C] take my hand my [G] son,  
All will be [D] well when the day is [G] done.  
Day is [D] done, (oh when the day is done)  
Day is [G] done, (When the day is done)  
The day is [D] done (when the day is done),  
The day is [G] done. [Gsus4] [G] [Gsus4] [G]

Do you ask why I'm [Am] sighing, my son?  
[D] You shall inherit what [G] mankind has done.  
[Em] In a world filled with [Am] sorrow and woe,  
[B7] If you ask me [C] why this is [Am] so [D]  
I really don't [G] know.

## CHORUS

Tell me why you're [Am] smiling, my son,  
[D] Is there a secret you can [G] tell everyone?  
[Em] Do you know more [Am] than those that are wise?  
[B7] Can you see what we [C] all must dis-[Am] guise [D]  
Through your loving [G] eyes? [Gsus4] [G]

## CHORUS



Capo II for A

First singing  
note: G

## De Colores

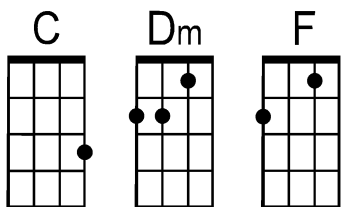
I. De <sup>G</sup>colores, de colores se visten los  
campos en la primavera. <sup>D</sup>De colores, de  
colores son los <sup>D</sup>pajaritos que vienen de  
afuera. <sup>G</sup>De colores, de colores es el  
arcoiris que vemos <sup>C</sup>lucir.

(Coro) Y por eso los <sup>G</sup>grandes <sup>G</sup>amores  
de muchos <sup>D</sup>colores me gustan a <sup>G</sup>mí. (dos  
veces)

II. <sup>G</sup>Canta el gallo, canta el gallo con el  
kiri, kiri, kiri, <sup>D</sup>kiri, <sup>D</sup>kiri. La gallina, la  
gallina con el <sup>G</sup>cara, cara, cara, <sup>G</sup>cara, <sup>G</sup>cara.  
Los pollitos, los pollitos con el <sup>C</sup>pío, pí, pío,  
<sup>C</sup>pío, pí, (Coro)

# Don't Worry, Be Happy

by Bobby McFerrin



**Intro:** C . . . | . . . . | Dm . . . | . . . . | F . . . | . . . . | C . . . | . . . . |  
(whistle -----)

C . . . | . . . . | Dm . . . | . . . . | F . . . | . . . . | C . . . | . . . . |  
-----)

C . . . | . . . . | Dm . . . | . . . . |  
Here's a little song I— wrote, you might want to sing it— note for— note.  
F . . . | . . . . | C . . . | . . . . |  
Don't worry, be happy.

C . . . | . . . . | Dm . . . | . . . . |  
In every life we have some trouble but when you worry, you make it— double  
F . . . | . . . . | C . . . | . . . . |  
Don't worry, be happy, don't worry be happy now

**Chorus:** C . . . | . . . . | Dm . . . | . . . . |  
Oooooo oo oo oo oo oo oo-oo-oo-oo oo-oo-oooooooo (don't worry) oo-oo-oo-oo

F . . . | . . . . | C . . . | . . . . |  
oo-oo-oooooooo oo-oo oo-oo oooooooooo  
(be happy) (don't worry be happy)

C . . . | . . . . | Dm . . . | . . . . |  
Oooooo oo oo oo oo oo oo-oo-oo-oo oo-oo-oooooooo (don't worry) oo-oo-oo-oo

F . . . | . . . . | C . . . | . . . . |  
oo-oo-oooooooo oo-oo oo-oo oooooooooo  
(be happy) (don't worry be happy)

C . . . | . . . . | Dm . . . | . . . . |  
Ain't got no place to lay your— head? Some-body came and took your bed  
F . . . | . . . . | C . . . | . . . . |  
Don't worry, be happy.

C . . . | . . . . | Dm . . . | . . . . |  
The land-lord say your rent is— late, he may have to li—ti—gate  
F . . . | . . . . | C . . . | . . . . |  
Don't worry, be happy.



**Chorus:**

C . . . | . . . | Dm . . . | . . . |  
 000000 00 00 00 00 00-00-00-00 00-00-00000000 00-00-00-00  
 (don't worry)

F . . . | . . . | C . . . | . . . |  
 00-00-00000000 00-00 00-00 0000000000 (be happy) (don't worry be happy)

C . . . | . . . | Dm . . . | . . . |  
 000000 00 00 00 00 00-00-00-00 00-00-00000000 00-00-00-00  
 (don't worry)

F . . . | . . . | C . . . | . . . |  
 00-00-00000000 00-00 00-00 0000000000 (be happy) (don't worry be happy)

C . . . | . . . | Dm . . . | . . . |  
 Ain't got no cash, ain't got no— style? Ain't got no gal to make you smile?

F . . . | . . . | C . . . | . . . |  
 Don't worry, be happy.

C . . . | . . . | Dm . . . | . . . |  
 'Cause when you worry your face will frown, and that will bring every-body down

F . . . | . . . | C . . . | . . . |  
 So, don't worry, be happy don't worry, be happy, now

**Chorus:**

C . . . | . . . | Dm . . . | . . . |  
 000000 00 00 00 00 00-00-00-00 00-00-00000000 00-00-00-00  
 (don't worry)

F . . . | . . . | C . . . | . . . |  
 00-00-00000000 00-00 00-00 0000000000 (be happy) (don't worry be happy)

C . . . | . . . | Dm . . . | . . . |  
 000000 00 00 00 00 00-00-00-00 00-00-00000000 00-00-00-00  
 (don't worry)

F . . . | . . . | C . . . | . . . |  
 00-00-00000000 00-00 00-00 0000000000 (be happy) (don't worry be happy)

C . . . | . . . | Dm . . . | . . . |  
 000000 00 00 00 00 00-00-00-00 00-00-00000000 00-00-00-00  
 (don't worry-- don't worry- don't

F . . . | . . . | C . . . | . . . |  
 00-00-00000000 00-00 00-00 0000000000000000 do it) (be happy) (this smile on your face) (don't you

C . . . | . . . | Dm . . . | . . . |  
 000000 00 00 00 00 00-00-00-00 00-00-00000000 00-00-00-00  
 bring every-body down) (don't worry)

F . . . | . . . | C . . . | . . . | C\

00-00-00000000 00-00 00-00 0000000000 (be happy) (don't worry be happy)

# He Ain't Heavy

key:G, artist:The Hollies writer:Bobby Scott and Bob Russell

<https://www.youtube.com/watch?v=Jl5vi9ir49g>

**[G] [D] [Em] [D]**

*With some changes suggested by Keith Clatworthy*

The **[G]** road is long **[D]**  
With many a **[C]** winding turn  
**[Am7]** That **[D]** leads us to **[Em]** who knows **[F]** where  
Who knows **[Am7]** where **[D]**

**[D7]** But I'm **[G]** stro**[D]**ng  
Strong enough to **[Em]** carry **[Eb]** him  
**[G]** He ain't heavy, **[Am7]** **[D7]** he's my **[G]** brother **[Am7]**

So **[D7]** on we **[G]** go **[D]**  
His welfare is **[C]** my concern **[Am7]**  
No **[D]** burden is **[Em]** he to **[F]** bear  
We'll get **[Am7]** there **[D] [D7]**

For I **[G]** know **[D]**  
He would not en**[Em]**cumber **[Eb]** me  
**[G]** He ain't heavy, **[Am]** **[D]** he's my **[G]** brother

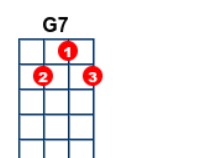
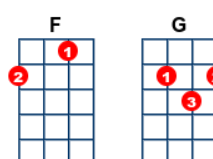
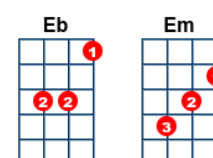
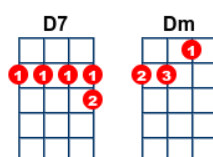
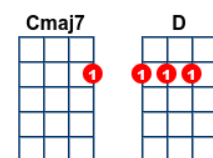
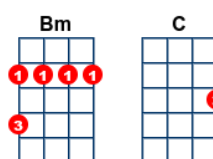
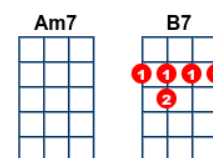
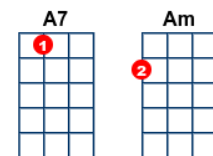
**[G7]** If I'm **[C]** laden at **[D7]** all  
Then I'm **[C]** laden with sad**[D7]**ness  
That **[Bm]** everyone's **[Dm]** heart  
Isn't **[Cmaj7]** filled **[B7]** with the **[Em]** gladness **[G7]**  
Of **[C]** love **[A7]** for one an**[D7]**other

**[D]** It's a long, long **[G]** road **[D]**  
From which there is **[C]** no return **[Am7]**  
**[D]** While we're on the **[Em]** way to **[F]** there  
Why not **[Am7]** share **[D] [D7]**

And the **[G]** load **[D]**  
Doesn't weigh me **[Em]** down at **[Eb]** all  
**[G]** He ain't heavy **[Am7]** **[D7]** he's my **[G]** brother

*Instrumental of first verse*

**[D]** He's my **[G]** brother **[D] [Em] [D] [D7]**  
He ain't **[G]** heavy **[D]**, he's my **[Cmaj7]** brother **[G]**

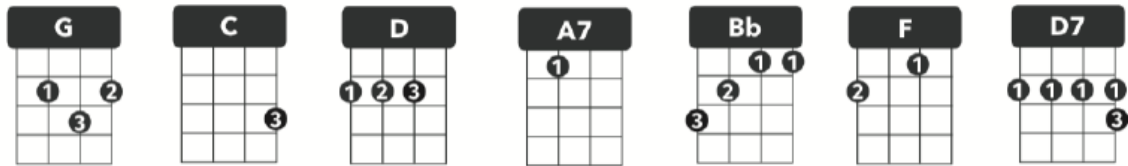


# HERE COMES THE SUN (strum-along)

by George Harrison, 1969

Watch the [Tutorial](#) and [Music Video](#) on YouTube

Ukulele arrangement by [Cynthia Lin](#), as played on Cynthia's album [Ukulele Days](#)



*island strum*

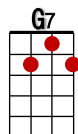
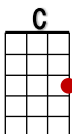
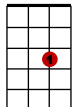
CHORUS	<b>G</b>	<b>G</b>				
	Here comes the sun, doo doo doo doo					
	<b>C</b>	<b>A7</b>	<b>G</b>	<b>C</b>	[ C// D// ]	
	Here comes the sun, and I say it's alright					
VERSE 1	<b>G</b>	<b>G</b>	<b>C</b>	<b>D</b>		
	Little darling, it's been a long, cold, lonely winter					
	Little darling, it feels like years since it's been here >> CHORUS					
VERSE 2	<b>G</b>	<b>G</b>	<b>C</b>	<b>D</b>		
	Little darling, the smiles re -turning to their faces					
	Little darling, it seems like years since its been here >> CHORUS					
BRIDGE	<b>Bb ///</b>	<b>F ///</b>	<b>C /////</b>	<b>G (island strum)</b>	<b>D7//</b>	
	(1st time instrumental)					
4x	Sun,	sun,	sun, here it	comes		
	<b>Bb ///</b>	<b>F ///</b>	<b>C /////</b>	<b>G (island strum)</b>	<b>D</b>	<b>D</b>
last time	Sun,	sun,	sun, here it	comes	<b>D7</b>	<b>D7</b>
VERSE 3	<b>G</b>	<b>G</b>	<b>C</b>	<b>D</b>		
	Little darling, I feel the ice is slowly melting					
	Little darling, it feels like years since its been clear					
CHORUSx2	<b>G</b>	<b>G</b>				
	Here comes the sun, doo doo doo doo					
	<b>C</b>	<b>A7</b>	<b>G</b>	<b>C</b>	[ C// D// ]	
	Here comes the sun, and I say it's alright					
CODA	<b>G</b>	<b>C</b>	[ C// D// ]	<b>Bb ///</b>	<b>F ///</b>	<b>C ///// G/</b>
	It's alright					

# He's Got The Whole World In His Hands

Traditional, first published in 1927

YouTube video tutorial: <https://youtu.be/UoW8Ru4bvic>

1st Note



## INTRO:

[Bouncy strum: d-Du duDu]

C C G7 G7 C C G7 C  
|x x x x|x x x x|x x x x|x x x x|

## VERSE 1:

(C)

He's got the whole world in His hands

G7

He's got the whole world in His hands

C

He's got the whole world in His hands

G7

C

He's got the whole world in His hands

## VERSE 2:

(C)

He's got the itty bitty baby in His hands

G7

He's got the itty bitty baby in His hands

C

He's got the itty bitty baby in His hands

G7

C

He's got the whole world in His hands

## VERSE 3:

(C)

He's got a-you and me brother in His hands

G7

He's got a-you and me sister in His hands

C

He's got a-you and me brother in His hands

G7

C

He's got the whole world in His hands

## VERSE 4:

(C)

He's got a little ukulele in His hands

G7

He's got a little ukulele in His hands

C

He's got a little ukulele in His hands

G7

C

He's got the whole world in His hands

**REPEAT VERSE 1**

**G C G**  
**I can see clearly now the rain is gone**

**G C D**  
**I can see all obstacles in my way**

**G C G**  
**Gone are the dark clouds that had me blind**

**F C G**  
**It's gonna be a bright, bright sun-shiny day**

**G C G**  
**Yes I can make it now the pain is gone**

**G C D**  
**All of the bad feelings have disappeared**

**G C G**  
**Here is the rainbow I've been waiting for**  
**F C G**  
**It's gonna be a bright, bright sun-shiny day**

**Bb F**  
**Look all around there's nothing but blue skies**  
**Bb D**  
**Look straight ahead, nothing but blue skies**

### Instrumental

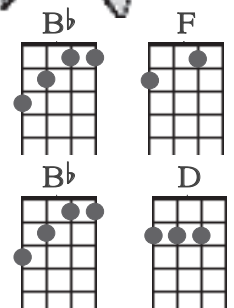
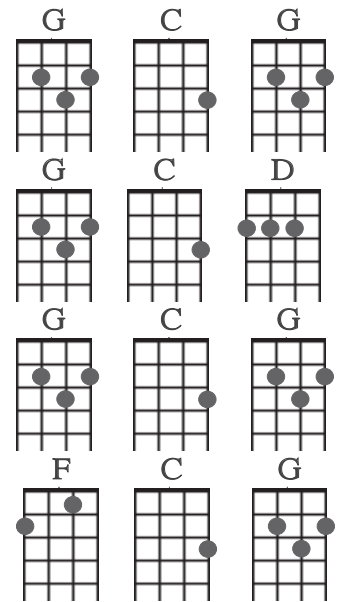
**F#m C F#m C F Em D**  
**F#m C F#m C F Em D**

**G C G**  
**I can see clearly now the rain is gone**

**G C D**  
**I can see all obstacles in my way**

**G C G**  
**Here is the rainbow I've been waiting for**  
**F C G**  
**It's gonna be a bright, bright sun-shiny day**

**33**



**I Can**

**See**

**Clearly**

**Now**

16

Ukulele Club of Santa Cruz Apr 2002 BBQ



# If I Had A Hammer

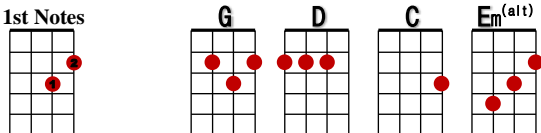
"The Hammer Song", by Pete Seeger / Lee Hays (The Weavers), 1950

This version by Peter, Paul and Mary, 1962

YouTube video tutorial: [https://youtu.be/Ar9FyoIV\\_q0](https://youtu.be/Ar9FyoIV_q0)

*Simpler version  
on NEXT PAGE*

1st Notes



## INTRO:

*[Even strum: Dudu Dudu]*  
*[4 times]*

| x x x x | x x x x |

## VERSE 1:

(D) G D C  
If I had a hammer  
D G D C  
I'd hammer in the mor-nig  
D G D C  
I'd hammer in the evening  
D  
All over this land

G-G  
I'd hammer out danger  
Em-Em  
I'd hammer out warning  
C G  
I'd hammer out love between  
C G  
my brothers and my sisters  
C D G D C D G D C  
All - over this land

## VERSE 2:

D G D C  
If I had a bell  
D G D C  
I'd ring it in the mor-nig  
D G D C  
I'd ring it in the evening  
D  
All over this land  
G  
I'd ring out danger  
Em  
I'd ring out warning  
C G  
I'd ring out love between  
C G  
my brothers and my sisters  
C D G D C D G D C  
All - over this land

## VERSE 3:

D G D C  
If I had a song  
D G D C  
I'd sing it in the morning  
D G D C  
I'd sing it in the evening  
D  
All over this land  
G  
I'd sing out danger  
Em  
I'd sing out warning  
C G  
I'd sing out love between  
C G  
my brothers and my sisters  
C D G D C D G D C  
All - over this land

## VERSE 4:

D G D C  
Well I got a hammer  
D G D C  
And I got a bell  
D G D C  
And I got a song to sing  
D  
All over this land  
G  
It's the hammer of justice  
Em  
It's the bell of freedom  
C G  
It's the song about love between  
C G  
my brothers and my sisters  
C D G D C  
All - over this land

## OUTRO:

D G  
It's the hammer of justice  
Em  
It's the bell of freedom  
C G  
It's the song about love between  
C G  
my brothers and my sisters  
C D G C G  
All - over this la - a - and

# If I Had A Hammer

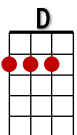
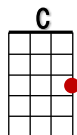
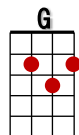
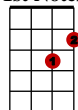
"The Hammer Song", by Pete Seeger / Lee Hays (The Weavers), 1950

This version by Peter, Paul and Mary, 1962

YouTube video tutorial: [https://youtu.be/Ar9FyoIV\\_q0](https://youtu.be/Ar9FyoIV_q0)

**SIMPLER  
VERSION**

1st Notes



## INTRO:

[Even strum: **Dudu Dudu**] [4 times]

| x x x x | x x x x |

## VERSE 1:

(C) G C  
If I had a hammer

G C  
I'd hammer in the mor-n'ing

G C  
I'd hammer in the evening

D  
All over this land

G  
I'd hammer out danger

Em  
I'd hammer out warning

C G  
I'd hammer out love between

C D G C G C  
my brothers and my sisters

All - over this land

## VERSE 2:

(C) G C  
If I had a bell

G C  
I'd ring it in the mor-n'ing

G C  
I'd ring it in the evening

D  
All over this land

G  
I'd ring out danger

Em  
I'd ring out warning

C G  
I'd ring out love between

C D G C G C  
my brothers and my sisters

All - over this land

## VERSE 3:

(C) G C  
If I had a song

G C  
I'd sing it in the morning

G C  
I'd sing it in the evening

D  
All over this land

G  
I'd sing out danger

Em  
I'd sing out warning

C G  
I'd sing out love between

C D G C G C  
my brothers and my sisters

All - over this land

## VERSE 4:

(C) G C  
Well I got a hammer

G C  
And I got a bell

G C  
And I got a song to sing

D  
All over this land

G  
It's the hammer of justice

Em  
It's the bell of freedom

C G  
It's the song about love between

C D G C  
my brothers and my sisters

All - over this land

## OUTRO:

G  
It's the hammer of justice

Em  
It's the bell of freedom

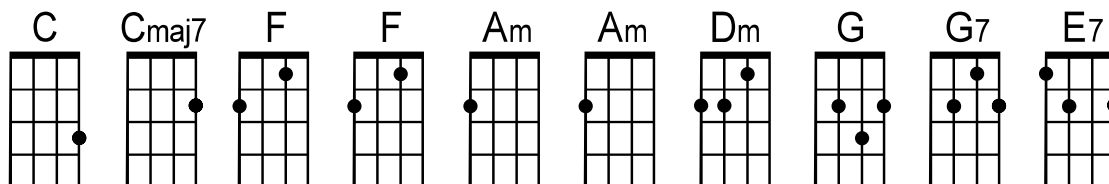
C G  
It's the song about love between

C D G C G  
my brothers and my sisters

All - over this la - a - and

# Imagine

by John Lennon



C Cmaj7 F C Cmaj7 F  
 Imagine there's no heaven. It's easy if you try  
 C Cmaj7 F C Cmaj7 F  
 No hell be-low us. Above us only sky  
 F/C Am/C Dm F G C G7  
 Imagine all the people, living for to-day

C Cmaj7 F C Cmaj7 F  
 Imagine there's no countries. It isn't hard to do  
 C Cmaj7 F C Cmaj7 F  
 Nothing to kill or die for, and no religion, too.  
 F/C Am/C Dm F G C G7  
 Imagine all the people, living life in peace.

F G7 C E7 F G7 C E7  
 You may say I'm a dreamer, but I'm not the only one  
 F G7 C E7 F G7 C  
 I hope some day you'll join us, and the world will be as one

C Cmaj7 F C Cmaj7 F  
 Imagine no po-ssessions, I wonder if you can  
 C Cmaj7 F C Cmaj7 F  
 No need for greed or hunger. A brother-hood of man  
 F/C Am/C Dm F G C G7  
 Imagine all the people sharing all the world.

F G7 C E7 F G7 C E7  
 You may say I'm a dreamer, but I'm not the only one  
 F G7 C E7 F G7 C  
 I hope some day you'll join us, and the world will live as one



# In the Garden

I. I come to the garden alone, while the dew is still  
 on the roses; and the voice I hear, falling on my ear,  
 the Son of God discloses.

*Chorus:* And He walks with me, and He talks  
 with me, and He tells me I am His own. And  
 the joy we share as we tarry there, none other  
 has ever known.

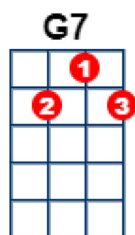
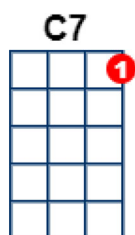
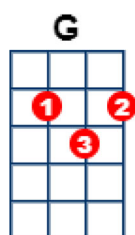
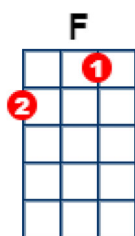
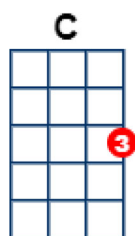
II. He speaks, and the sound of His voice is so  
 sweet the birds hush their singing; and the melody  
 that He gave to me within my heart is ringing.

*Chorus*

III. I'd stay in the garden with Him though the night  
 around me be falling. But He bids me go; through  
 the voice of woe, His voice to me is calling. *Chorus*

# Keep on the Sunny Side

Carter Family



*Strum Pattern : | d - D u d u D u | :*

C F C  
 There's a dark and a troubled side of life  
G  
 There's a bright there's a sunny side too  
C  
 Though we meet with the darkness and strife  
G C  
 The sunny side we also may view

*Chorus:*

C C7 F C  
 Keep on the sunny side always on the sunny side  
G G7  
 Keep on the sunny side of life  
C C7 F C  
 It will help us every day it will brighten all the way  
G7 C  
 If we keep on the sunny side of life

F C  
 The storm and its fury broke to-day  
G  
 Crushing hopes that we cherish so dear  
C  
 Clouds and storms will in time pass a-way  
G C  
 The sun again will shine bright and clear

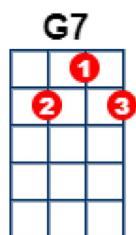
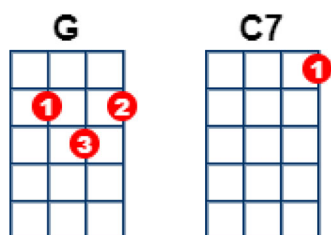
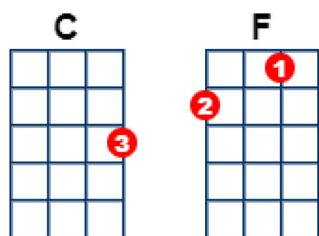
*Chorus:*

C C7 F C  
Keep on the sunny side always on the sunny side

G G7  
Keep on the sunny side of life

C C7 F C  
It will help us every day it will brighten all the way

G7 C  
If we keep on the sunny side of life



F C  
Let us greet with the song of hope each day

G  
Though the moment be cloudy or fair

C  
Let us trust in our Savior a-way

G C  
Who keepeth everyone in His care

*Chorus:*

C C7 F C  
Keep on the sunny side always on the sunny side

G G7  
Keep on the sunny side of life

C C7 F C  
It will help us every day it will brighten all the way

G7 C C  
If we keep on the sunny side of life

G7 C C  
If we keep on the sunny side of life

G7 C C G C  
If we keep on the sunny side of life



## Lean On Me

Bill Withers

**Strum: D D D DU**

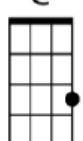
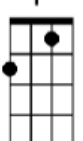
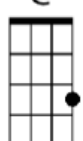
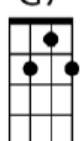
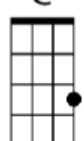
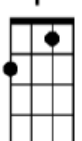
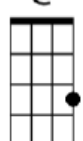
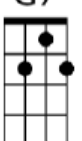

C	C	F	F	C	C	G7	G7	C
A-----	-----	-----	-----	-----	-----	-----	-----	-----
E-----	0-1---	1-0---	-----	0-1---	-----	0-1---	-----	-----
C-0---	0-2---	-----	2-0---	0-2---	-----	2-0---	-----	2-0---
G-----	-----	-----	-----	-----	-----	-----	(4) *---	-----
						1.	2.	

\*for low G ukes

**G7-C = G7 C**  
**D D D D D D D DU**

**F-C = F C**  
**D D D D D D D DU**

**Chord Progression:**

C	F	C	G7	C	F	C	G7	C
								

### Verse 1

(C) Sometimes in our (F) lives, we all have (C) pain, we all have (G7) sorrow

(C) But if we are (F) wise, we know that (C) there's always (G7-C) tomorrow

### Chorus

Lean on (C) me when you're not (F) strong

And I'll be your (C) friend, I'll help you (G7) carry on

(C) For it won't be (F) long, 'til I'm gonna (C) need somebody to (G7-) lean (-C) on

### Verse 2

(C) Please, swallow your (F) pride, If I have (C) things you need to (G7) borrow

(C) For no one can (F) fill those of your (C) needs, That you won't (G7) let (C) show

### Bridge

You just (C/) call on me, brother, when you need a hand

We all need somebody to lean on

I just (C/) might have a problem that you'll understand

We all need somebody to lean on

### Chorus

Lean on (C) me when you're not (F) strong

And I'll be your (C) friend, I'll help you (G7) carry on

(C) For it won't be (F) long, 'til I'm gonna (C) need somebody to (G7-) lean (-C) on

### Bridge

You just (C/) call on me, sister, when you need a hand

We all need somebody to lean on

I just (C/) might have a problem that you'll understand

We all need somebody to lean on

### Verse 3

(C) If there is a (F) load, you have to (C) bear that you can't (G7) carry

(C) I'm right up the (F) road, I'll share your (C) load, If you just (G7-) call (-C) me

### Outro

(F-) Call (-C) me (If you need a friend)

(F-) Call (-C) me (Call me uh-huh)

(F-) Call (-C) me (When you need a friend)


(F-) Call (-C) me (If you ever need a friend)

(F-) Call (-C) me (x4)

# Let it Be (in C Major)

Beatles

Strum: D d D D U d = unaccented strum  
1 +2 + 3 + 4 +



**Intro:** / C - - - / G - - - / Am - - - / F - - - /  
/ C - - - / G - - - / F - - - / C - - - /

**C** **G**  
When I find myself in times of trouble  
**Am** **F**  
Mother Mary comes to me  
**C** **G** **F** **C**  
Speaking words of wisdom, let it be.  
**C** **G**  
And in my hour of darkness  
**Am** **F**  
She is standing right in front of me  
**C** **G** **F** **C**  
Speaking words of wisdom, let it be.  
**Am** **G** **F** **C**  
Let it be, let it be, let it be, let it be.  
**C** **G** **F** **C**  
Whisper words of wisdom, let it be.

**C** **G**  
And when the broken hearted people  
**Am** **F**  
Living in the world agree,  
**C** **G** **F** **C**  
There will be an answer, let it be.  
**C** **G**  
For though they may be parted there is  
**Am** **F**  
Still a chance that they will see  
**C** **G** **F** **C**  
There will be an answer, let it be.

**Am** **G** **F** **C**  
Let it be, let it be, let it be, let it be.  
**C** **G** **F** **C**  
There will be an answer, let it be.

**Am** **G** **F** **C**  
Let it be, let it be, let it be, let it be.  
**C** **G** **F** **C**  
Whisper words of wisdom, let it be.  
**C** **G**  
And when the night is cloudy,  
**Am** **F**  
There is still a light that shines on me,  
**C** **G** **F** **C**  
Shine on until tomorrow, let it be.  
**C** **G**  
I wake up to the sound of music  
**Am** **F**  
Mother Mary comes to me  
**C** **G** **F** **C**  
Speaking words of wisdom, let it be.  
**Am** **G** **F** **C**  
Let it be, let it be, let it be, let it be.  
**C** **G** **F** **C**  
There will be an answer, let it be.  
**Am** **G** **F** **C**  
Let it be, let it be, let it be, let it be.  
**C** **G** **F** **C**  
Whisper words of wisdom, let it be.

**Outro:** F\\ \\ C\\ \\ G\ F\ C\  
F\\ \\ C\\ \\ G\ F\ C\



## Let There Be Peace on Earth

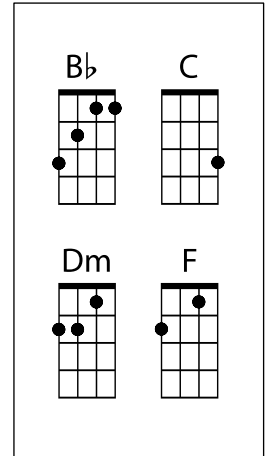
Intro: F Dm A# C

[Verse 1]

F Dm A# C F Dm Gm C  
 Let there be peace on earth and let it begin with me.  
 F Dm G G7 Am A?  
 Let there be peace on earth the peace that was meant to be.  
 Dm Am A# C F  
 With God as our father Brothers all are we.  
 Om G C Om G C C7  
 Let me walk with my brother in perfect harmony.

[Verse 2]

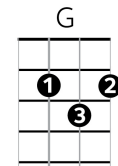
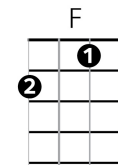
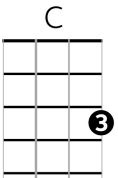
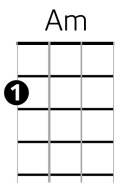
F Om Gm C F Om Gm C  
 Let peace begin with me Let this be the moment now.  
 F Om G G7 Am A?  
 With *every* step I take let this be my solemn vow.  
 F F7/A A# G  
 Take each moment and live each moment with pe ce eternally.  
 F C Om F Gm C F  
 Let there be peace on earth, and let it begin with me  
 (Repeat).



# ONE DAY • Matisyahu

**Intro** (x 2): C (4) • G (4) • Am (4) • F (4) (throughout) \* Strum: Reggae - Accent 2<sup>nd</sup> & 4<sup>th</sup> beats

C G Am F  
SOMETIMES I LAY UNDER THE MOON • AND THANK GOD I'M BREATHIN'  
C G Am F  
THEN I PRAY: DON'T TAKE ME SOON • 'CAUSE I'M HERE FOR A REASON



Pre-Chorus: C G Am F  
SOMETIMES IN MY TEARS I DROWN • BUT I NEVER LET IT GET ME DOWN  
C G Am F  
SO WHEN NEGATIVITY SURROUNDS • I KNOW SOME DAY IT'LL ALL TURN AROUND  
CHORUS: C G  
ALL MY LIFE I'VE BEEN WAITING FOR  
Am F  
I'VE BEEN PRAYING FOR • FOR THE PEOPLE TO SAY  
C G  
THAT WE DON'T WANNA FIGHT NO MORE  
Am F  
THERE WILL BE NO MORE WARS • AND OUR CHILDREN WILL PLAY  
C G Am F C G Am F  
ONE DAY, ONE DAY, ONE DAY ... ONE DAY, ONE DAY, ONE DAY ...

C G Am F  
IT'S NOT ABOUT WIN OR LOSE • WE ALL LOSE  
C / / G / /  
WHEN THEY FEED ON THE SOULS OF THE INNOCENT • BLOOD-DRENCHED PAVEMENT  
Am / / F / /  
KEEP ON MOVING THOUGH THE WATERS STAY RAGING  
C G Am F  
IN THIS MAZE YOU CAN LOSE YOUR WAY (YOUR WAY)  
C G Am F / - / - / ----  
IT MIGHT DRIVE YOU CRAZY BUT DON'T LET IT FAZE YOU • NO WAY (NO WAY)

\* *Pre-Chorus + Chorus*

Bridge: C / / G / /  
ONE DAY THIS ALL WILL CHANGE • TREAT PEOPLE THE SAME  
Am / / F / /  
STOP THE VIOLENCE • DOWN WITH THE HATE  
C / / G / /  
ONE DAY WE'LL ALL BE FREE • AND PROUD TO BE  
Am / / F / /  
UNDER THE SAME SUN • SINGING SONGS OF FREEDOM LIKE ...  
C G Am F C G Am F  
WOY YO ... WOY YO YO YO WOY YO ... WOY YO YO YO

\* *Chorus* (x 1)

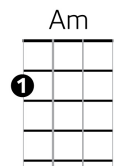
\* **END**: C (4) G (4) Am (4) F (4) • C / -- / -- G / -- / -- Am / -- / -- F / -- / -- **C** / SLOW

# SIMPLE SONG OF FREEDOM • Bobby Darin

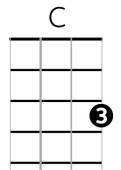
**Intro:** C (4) G (4) C (8) F (8) C(8) • G (8) Am (8) F(4) G (4) C (8)

<u>Chorus:</u>	C	G	C
	COME AND SING A SIMPLE SONG OF FREEDOM.		
	F	C	
	SING IT LIKE YOU'VE NEVER SUNG BEFORE.		
	G	Am	
	LET IT FILL THE AIR, TELL THE PEOPLE EVERYWHERE,		
	F	G	C
	WE, THE PEOPLE HERE, DON'T WANT A WAR		

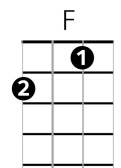
C G C  
HEY THERE, MISTER BLACK MAN, CAN YOU HEAR ME?  
F C  
I WON'T DIG YOUR DIAMONDS OR HUNT YOUR GAME.  
G Am  
I JUST WANT TO BE, SOMEONE KNOWN TO YOU AS ME.  
F G C  
AND I WILL BET MY LIFE YOU WANT THE SAME.



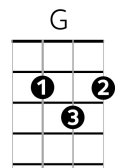
C G C  
SEVEN HUNDRED MILLION ARE YOU LISTENING?  
F C  
MOST OF WHAT YOU READ IS MADE OF LIES.  
G Am  
SPEAKING ONE TO ONE, AIN'T IT EVERYBODY'S SUN  
F G C  
TO WAKE TO IN THE MORNING WHEN WE RISE? \* Chorus (x1)



C G C  
BROTHER YARESHENKO, ARE YOU BUSY?  
F C  
IF NOT WOULD YOU DROP A FRIEND A LINE?  
G Am  
TELL ME IF THE MAN, WHO IS PLOWING UP YOUR LAND,  
F G C  
HAS GOT THE WAR MA-CHINE UPON HIS MIND. \* Chorus (x1)



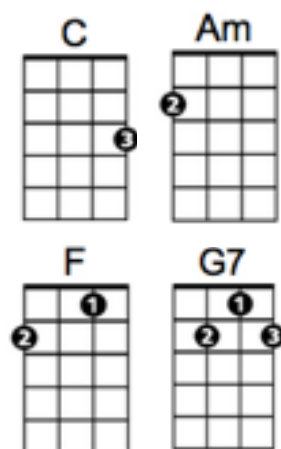
C G C  
NO DOUBT, SOME FOLKS ENJOY DOING BATTLE.  
F C  
LIKE PRESIDENTS, PRIME MINISTERS AND KINGS.  
G Am  
SO, LET'S ALL BUILD THEM SHELVES, WHERE THEY CAN FIGHT AMONG THEMSELVES.  
F G C  
AND LEAVE THE PEOPLE BE, WHO WANT TO SING. \* Chorus (x1)



**Outro:** G Am F G C  
|: LET IT FILL THE AIR, TELL THE PEOPLE EVERYWHERE, WE, THE PEOPLE HERE, DON'T WANT A WAR. :|  
F G C  
WE, THE PEOPLE HERE, DON'T WANT A WAR

Beginner Ukulele Lesson #4: STAND BY ME by Ben E. King  
 Beginner Uke arrangement by Cynthia Lin, <http://cynthialin.com/ukulele>  
 Tutorial video at <http://youtube.com/cynthialinmusic>

1 2 3 4  
 island strum: d - l d u l \* u l d u  
 \*remember to drop your hand so you can come back up!  
 timing: one island strum per chord shown



VERSE:

**C C Am Am**  
 When the night has come, And the land is dark  
**F G7 C C**  
 And the moon is the only light we'll see

**C C Am Am**  
 No I won't be afraid, no I won't be afraid  
**F G7 C C**  
 Just as long as you stand, stand by me, And darlin', darlin'

CHORUS:

**C C Am Am**  
Stand by me, oh stand by me  
**F G7 C C**  
 oh stand Stand by me, stand by me

\*practice singing just the underlined syllables on the first downbeat to build your singing-while-playing skills

VERSE:

**C C Am Am**  
 If the sky that we look upon, Should tumble and fall  
**F G7 C C**  
 And the mountains should crumble to the sea

**C C Am Am**  
 I won't cry, I won't cry, no I won't shed a tear  
**F G7 C C**  
 Just as long as you stand, stand by me, And darlin', darlin'

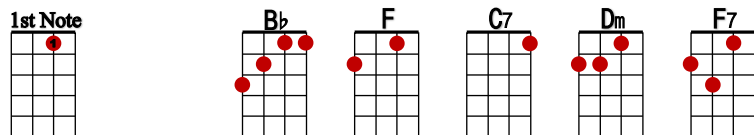
CHORUS x2:

**C C Am Am**  
Stand by me, oh stand by me  
**F G7 C C**  
 oh stand Stand by me, stand by me

# This Land Is Your Land

Woody Guthrie, 1945

YouTube video tutorial: <http://youtu.be/BW-IaoF6QgI>



## INTRO:

[WITH SPIRIT: D-DU-UD]

Bb [STOP]  
| X X X X | X X X X | X X X X | X |

## CHORUS:

This land is your land      this land is my land  
From California      to the New York island  
From the redwood forest      to the Gulf Stream waters  
This land was made for you and me

## VERSE 1:

As I was walking      that ribbon of highway  
I saw above me      that endless skyway  
I saw below me      that golden valley  
This land was made for you and me

REPEAT CHORUS

## VERSE 2:

I've roamed and rambled      and I followed my footsteps  
To the sparkling sands of      her diamond deserts  
And all around me      a voice was sounding  
This land was made for you and me

REPEAT CHORUS

## VERSE 3:

When the sun came shining      and I was strolling  
And the wheat fields waving      and the dust clouds rolling  
As the fog was lifting      a voice was chanting  
This land was made for you and me

REPEAT CHORUS

## VERSE 4:

Nobody living      can ever stop me  
As I go walking      that freedom highway  
Nobody living      can ever make me turn back  
This land was made for you and me

REPEAT CHORUS

# This Little Light Of Mine

key:D, artist:The Seekers writer:Avis Burgeson Christiansen, Harry Dixon Loes

[D] This little light of mine, I'm gonna let it shine.  
[G] This little light of mine, I'm gonna let it [D] shine.  
This little light of mine, [F#] I'm gonna let it [Bm] shine.  
Every [D]day, every [Bb]day, every [Bm]day, every [E]way,  
Gonna [D] let my [A] little light [D] shine.

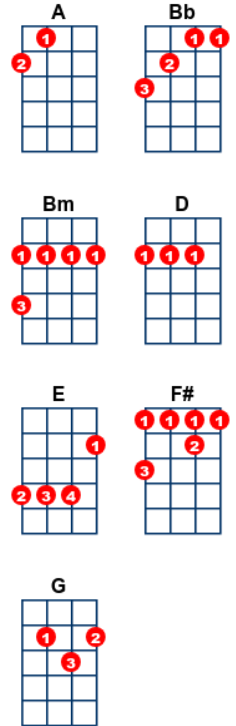
[D] Light that shines is the light of love,  
[G] Hides the darkness from above,  
[D] Shines on me and it shines on you,  
[E] Shows you what the power of [A] love can do.  
[D] Shine my light both bright and clear,  
[G] Shine my light both far and near,  
[D] In every dark corner [Bm] that I find,  
[D] let my [A] little light [D] shine.

[D] This little light of mine, I'm gonna let it shine.  
[G] This little light of mine, I'm gonna let it [D] shine.  
This little light of mine, [F#] I'm gonna let it [Bm] shine.  
Every [D]day, every [Bb]day, every [Bm]day, every [E]way,  
Gonna [D] let my [A] little light [D] shine.

[D] Monday gave me the gift of love,  
[G] Tuesday peace came from above,  
[D] Wednesday told me to have more faith,  
[E] Thursday gave me a little more grace,  
[D] Friday told me to watch and pray,  
Saturday told me just [G] what to say,  
[D] Sunday gave me the [Bm] power divine  
Gonna [D] let my [A] little light [D] shine.

[D] This little light of mine, I'm gonna let it shine.  
[G] This little light of mine, I'm gonna let it [D] shine.  
This little light of mine, [F#] I'm gonna let it [Bm] shine.  
Every [D]day, every [Bb]day, every [Bm]day, every [E]way,  
Gonna [D] let my [A] little light [D] shine.

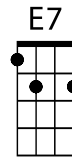
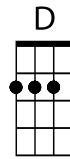
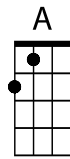
[D] This little light of mine, I'm gonna let it shine.  
[G] This little light of mine, I'm gonna let it [D] shine.  
This little light of mine, [F#] I'm gonna let it [Bm] shine.  
Every [D]day, every [Bb]day, every [Bm]day, every [E]way,  
Gonna [D] let my [A] little light [D] shine.



# LESSON 1

## THREE LITTLE BIRDS

by Bob Marley



**SIMPLE STRUM:** <sup>1</sup> u | <sup>2</sup> u | <sup>3</sup> u | <sup>4</sup> u  
**TIMING:** 4 strums per chord

CHORUS

Don't worry	A	about a thing	A
Cause every little thing	D	is gonna be al-right	A
Singin' don't worry	A	about a thing	A
Cause every little thing	D	is gonna be al-right	A

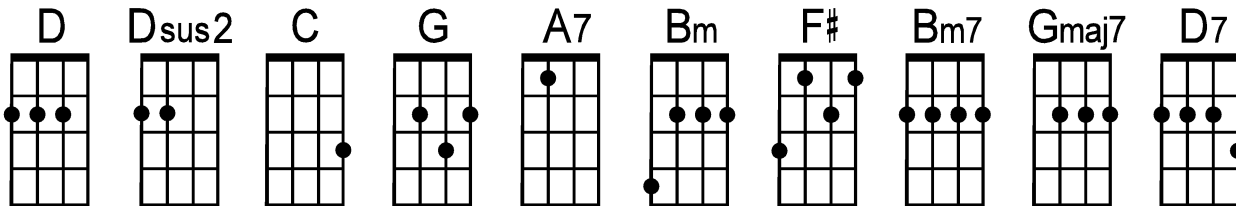
VERSE

Rise up this morning,	A	smiled with the rising sun	E7
Three little birds	A	pitch by my doorstep	D
Singing sweet songs	A	of melodies pure and true	E 7
Sayin' "this is my	D	message to you"	A

Singin' don't worry	A	about a thing	A
Cause every little thing	D	is gonna be al-right	A

# We Can Work It Out

by Paul McCartney and John Lennon (1965)



D . Dsus2\ D | . . Dsus2 . | C . D . |  
 Try to see it my way, do I have to keep on talking till I can't go on?

. . Dsus2\ D | . . Dsus2 . | C . D . |  
 While you see it your way, run the risk of knowing that our love may soon be gone

G . D . | G . A7 . |  
 We can work it out. We can work it ou-out

D . Dsus2\ D | . . Dsus2 . | C . D . |  
 Think of what you're say—ing. You can get it wrong and still you think that it's all right

. . Dsus2\ D | . . Dsus2 . | C . D . |  
 Think of what I'm say—ing. We can work it out and get it straight or say good ni—i—ight

G . D . | G . A7 . |  
 We can work it out. We can work it ou-out

**Bridge:** Bm . . . | . . . | G . . . | F# .  
 Life is very— short and there's no— ti—i—i—ime

. . . | Bm\ \ \ | Bm7\ \ \ | Gmaj7\ \ \ | F#\ \ \ |  
 For fussing—and fight—ing, my friend

Bm . . . | . . . | G . . . | F# .  
 I have always— thought that it's a cri—i—i—ime

. . . | Bm\ \ \ | Bm7\ \ \ | Gmaj7\ \ \ | F#\ \ \ |  
 so I will ask— you once— a—gain

D . Dsus2\ D | . . Dsus2 . | C . D . |  
 Try to see it my way. Only time will tell if I am right or I am wrong

. . Dsus2\ D | . . Dsus2 . | C . D . |  
 While you see it your way, there's a chance that we might fall a-part be-fore too lo-o-ong

G . D . | G . A7 . |  
 We can work it out. We can work it ou-out

**Bridge:** Bm . . . | . . . | G . . . | F# .  
 Life is very— short and there's no— ti—i—i—ime

. . . | Bm\ \ \ | Bm7\ \ \ | Gmaj7\ \ \ | F#\ \ \ |  
 For fussing—and fight—ing, my friend

Bm . . . | . . . | G . . . | F# .  
 I have always— thought that it's a cri—i—i—ime

. . . | Bm\ \ \ | Bm7\ \ \ | Gmaj7\ \ \ | F#\ \ \ |  
 so I will ask— you once— a—gain





D . Dsus2\ D | . . Dsus2 . | C . D . |  
 Try to see it my way. Only time will tell if I am right or I am wrong  
 . . Dsus2\ D | . . Dsus2 . | C . D . |  
 While you see it your way, there's a chance that we might fall a-part be-fore too lo-o-ong  
 G . D . | G . A7 . | D \ \ | Dsus2\ \ \ | D\  
 We can work it out. We can work it ou-out.

A \_\_\_\_\_  
 E —0—2—0—2—3—2—  
 C -2—  
 G \_\_\_\_\_

**San Jose Ukulele Club**  
 (v1c - 2/22/20)

# We Shall Overcome

key:G, artist:Pete Seeger writer:Gospel traditional

[G] We shall [C] over [G] come  
 [G] We shall [C] over [G] come  
 [G] We shall [C] o-[D] ver [Em] come [A7] some [D] day [D7]

Oh [G] deep [C] in my [G] heart (I know that)  
 [C] I [D] do be [Em] lieve  
 [G] We shall [C] over [G] come [D] some [G] day [C] [D7]

[G] We'll walk [C] hand in [G] hand  
 [G] We'll walk [C] hand in [G] hand  
 [G] We'll walk [C] hand [D] in [Em] hand [A7] some [D] day [D7]

Oh [G] deep [C] in my [G] heart (I know that)  
 [C] I [D] do be-[Em] lieve  
 [G] We'll walk [C] Hand in [G] hand [D] some [G] day [C] [D7]

[G] We shall [C] all be [G] free  
 [G] We shall [C] all be [G] free  
 [G] We shall [C] all [D] be [Em] free [A7] some [D] day [D7]

Oh [G] deep [C] in my [G] heart (I know that)  
 [C] I [D] do be [Em] lieve  
 [G] We shall [C] all be [G] free [D] some [G] day [C] [D7]

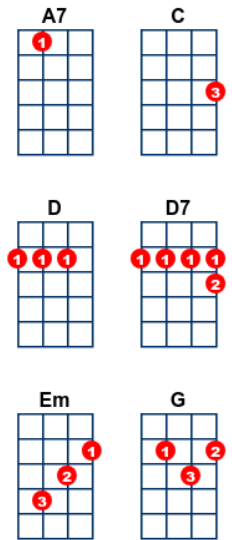
[G] We are [C] not a [G] lone  
 [G] We are [C] not a [G] lone  
 [G] We are [C] not [D] a [Em] lone [A7] to [D] day [D7]

Oh [G] deep [C] in my [G] heart (I know that)  
 [C] I [D] do be-[Em] lieve  
 [G] We are [C] not a [G] lone [D] to [G] day [C] [D7]

[G] We are [C] not a [G] fraid  
 [G] We are [C] not a [G] fraid  
 [G] We are [C] not [D] a-[Em] fraid [A7] any [D] more [D7]

Oh [G] deep [C] in our [G] hearts (we know that)  
 [C] we [D] do be [Em] lieve  
 [G] we are [C] not a-[G] fraid [D] any [G] more [C] [D7]

**REPEAT 1ST VERSE & CHORUS. END ON [C]**



# When The Saints Go Marching In

artist:Holly from Porch Music Store , writer:Traditional

Porch Music Store: <https://www.youtube.com/watch?v=MEEMNgGq-eo>

[NC] Oh, when the [C] saints go marching in  
Oh, when the saints go marching [G7] in  
Lord I want to [C] be [C7] in that [F] number  
When the [C] saints go [G7] marching [C] in

[NC] And when the [C] sun begins to shine  
Oh, when the sun begins to [G7] shine  
I want to [C] be [C7] in that [F] number  
When the [C] sun be[G7]gins to [C] shine

[NC] Oh, when the [C] saints go marching in  
Oh, when the saints go marching [G7] in  
I'm going to [G7] sing as loud as [F] thunder  
When the [C] saints go [G7] marching [C] in

[NC] Oh, when the [C] saints go marching in  
Oh, when the saints go marching [G7] in  
I want to [C] be [C7] in that [F] number  
When the [C] saints go [G7] marching [C] in

## *Other verses:*

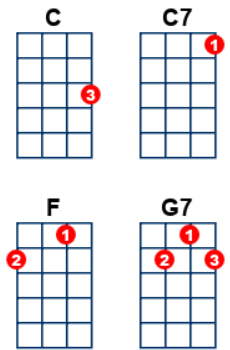
[NC] Oh, when the [C] stars fall from the sky  
Oh, when the stars fall from the [G7] sky  
I want to [C] be [C7] in that [F] number  
When the [C] saints go [G7] marching [C] in

[NC] Oh, when the [C] moon turns red with blood  
Oh, when the moon turns red with [G7] blood  
I want to [C] be [C7] in that [F] number  
When the [C] saints go [G7] marching [C] in

[NC] Oh, when the [C] trumpet sounds its call  
Oh, when the trumpet sounds its [G7] call  
I want to [C] be [C7] in that [F] number  
When the [C] saints go [G7] marching [C] in

[NC] Oh, when the [C] horsemen begin to ride  
Oh, when the horsemen begin to [G7] ride  
I want to [C] be [C7] in that [F] number  
When the [C] saints go [G7] marching [C] in

[NC] Oh, when the [C] fire begins to blaze  
Oh, when the fire begins to [G7] blaze  
I want to [C] be [C7] in that [F] number  
When the [C] saints go [G7] marching [C] in



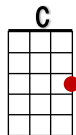
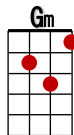
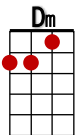
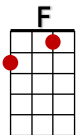
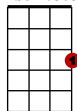
# Where Have All The Flowers Gone?

Pete Seeger / Joe Hickerson, 1960;

Peter, Paul and Mary, 1962

YouTube video tutorial: <https://youtu.be/OKV6vDL2Q-k>

1st Note



## INTRO:

[Even strum: *Dudu dUDU*]

F	Dm
x x x x	x x x x
F	Dm
x x x x	x x x x

## VERSE 1:

F	Dm
Where have all the flowers gone	
Gm	C
Long time passing	
F	Dm
Where have all the flowers gone	
Gm	C
Long time ago	
F	Dm
Where have all the flowers gone	
Gm	C
Young girls have picked them everyone	

## CHORUS:

Gm	F
When will they ever learn?	
Gm	C F F
When will they e-ver learn? —	

## VERSE 2:

F	Dm
Where have all the young girls gone	
Gm	C
Long time passing	
F	Dm
Where have all the young girls gone	
Gm	C
Long time ago	
F	Dm
Where have all the young girls gone	
Gm	C
Gone for husbands everyone	

## REPEAT CHORUS

## VERSE 3:

F	Dm
Where have all the husbands gone	
Gm	C
Long time passing	
F	Dm
Where have all the husbands gone	
Gm	C
Long time ago	
F	Dm
Where have all the husbands gone	
Gm	C
Gone for soldiers everyone	

## REPEAT CHORUS

## VERSE 4:

F	Dm
Where have all the soldiers gone	
Gm	C
Long time passing	
F	Dm
Where have all the soldiers gone	
Gm	C
Long time ago	
F	Dm
Where have all the soldiers gone	
Gm	C
Gone to graveyards everyone	

## REPEAT CHORUS

## VERSE 5:

F	Dm
Where have all the graveyards gone	
Gm	C
Long time passing	
F	Dm
Where have all the graveyards gone	
Gm	C
Long time ago	
F	Dm
Where have all the graveyards gone	
Gm	C
Gone to flowers everyone	

## REPEAT CHORUS

## REPEAT VERSE 1

*Hanging the chords on the final line*

## REPEAT CHORUS quietly

## OUTRO:

Gm	C	F	F\
----	---	---	----

# Will the Circle be Unbroken

key:G, artist:Nitty Gritty Dirt Band 1989, Jeff Hanna,Jimmie Fadden,Bob Carpenter,Jimmy Ibbotson ,Johnny Cash writer:Ada R. Habershon , Charles H. Gabriel

I was [G] standing by my [G7] window,  
On a [C] cold and cloudy [G] day.  
When I [G] saw that hearse come [Em] rolling,  
For to [G] carry my [D7] mother [G] away.

Will the [G] circle be un-[G7] broken,  
By and [C] by, Lord, by and [G] by?  
There's a [G] better home a-[Em]waiting,  
In the [G] sky, Lord, [D7] in the [G] sky.

Lord, I [G] told that under-[G7] taker,  
"Under-[C] taker, please drive [G] slow.  
For the [G] body you are [Em] hauling,  
Lord, I [G] hate to [D7] see her [G] go."

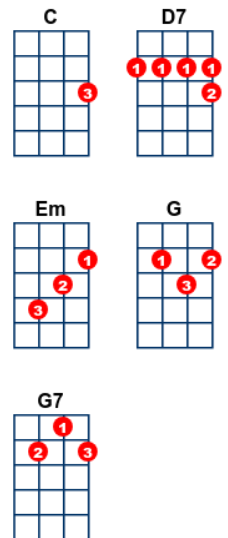
Will the [G] circle be un-[G7] broken,  
By and [C] by, Lord, by and [G] by?  
There's a [G] better home a-[Em]waiting,  
In the [G] sky, Lord, [D7] in the [G] sky.

Lord, I [G] followed close be-[G7] hind her,  
Tried to [C] hold up and be [G] brave.  
But I [G] could not hide my [Em] sorrow,  
When they [G] laid her [D7] in the [G] grave.

Will the [G] circle be un-[G7] broken,  
By and [C] by, Lord, by and [G] by?  
There's a [G] better home a-[Em]waiting,  
In the [G] sky, Lord, [D7] in the [G] sky.

Went back [G] home, Lord, my home was [G7] lonesome, Since  
my [C] mother, she was [G] gone.  
All my [G] brothers, sisters [Em] cryin',  
What a [G] home so [D7] sad and [G] lone.

Will the [G] circle be un-[G7] broken,  
By and [C] by, Lord, by and [G] by?  
There's a [G] better home a-[Em]waiting,  
In the [G] sky, Lord, [D7] in the [G] sky.



# Happy Trails / Aloha 'Oe Medley

*Bytown Ukulele*

**Intro:** C G7 C

## Chorus:

C C (C - Gdim7) G  
 Happy trails to you, until we meet a-gain,  
 G G (G - G+) C  
 Happy trails to you, keep smilin' until then  
 (C - C7) F  
 Who cares about the clouds when we're to-gether,  
 A7 (D7 - G7)  
 Just sing a song and bring the sunny wea-ther  
 C A7 (Dm - G7) (C-G7)  
 Happy trails to you, until we meet a-gain

## Verse:

C A7  
 Some trails are happy ones  
 Dm Dm  
 Others are blue  
 G7 G7  
 It's the way you ride the trail that counts  
 G7 C  
 Here's a happy one for you

## Chorus:

C C (C - Gdim7) G  
 Happy trails to you, until we meet a-gain,  
 G G (G - G+) C  
 Happy trails to you, keep smilin' until then  
 (C - C7) F  
 Who cares about the clouds when we're to-gether,  
 A7 (D7 - G7)  
 Just sing a song and bring the sunny wea-ther  
 C A7 (Dm - G7) (C-G7)  
 Happy trails to you, until we meet a-gain

F F C C  
 A-loha Oe, fare-well to thee  
 G7 G7 C C7  
 Thou charming one who dwells among the bow-ers  
 F F C C  
 One fond embrace, be-fore I now depart  
 G7 G7 (C - F)C G7  
 Un-til we meet a-gain  
 C A7  
 And happy trails to you,  
 (Dm - G7)C  
 Till we meet a-gain

