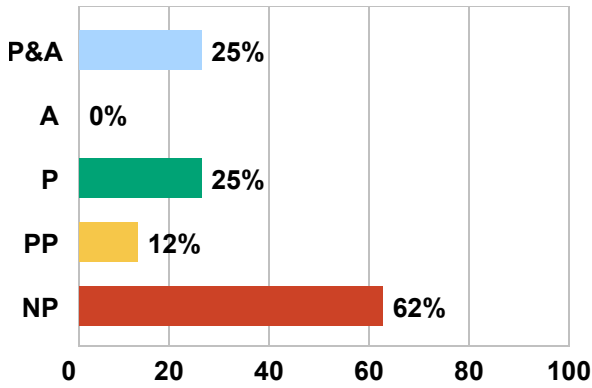


# School Demographic Report

Year: 2019 | Assessment: M-STEP | ISD Code: 81000 | ISD Name: Washtenaw ISD | District Code: 81904 | District Name: Ann Arbor Learning Community | School Code: 08655 | School Name: Ann Arbor Learning Community

## Grade 03 | English Language Arts | All Students

Grade 03: All Students



- P&A - 1300-1357
- A - 1317-1357
- P - 1300-1316
- PP - 1280-1299
- NP - 1203-1279

Demographic Subgroups	No. of Students Assessed	Mean Scale Score	% at NP	% at PP	% at P	% at A	% at P & A*
All	8	1272	62	12	25	0	25
<b>Gender</b>							
Male	5	1277	60	20	20	0	20
Female	3	1265	67	0	33	0	33
<b>Ethnicity</b>							
American Indian or Alaska Native	0						
Asian	0						
Black or African American	2	1255	100	0	0	0	0
Hispanic or Latino	0						
Native Hawaiian or Other Pacific Islander	0						
Two or More Races	0						
White	6	1278	50	17	33	0	33
<b>Additional Reporting Groups</b>							
Economically Disadvantaged: Yes	2	1262	100	0	0	0	0
Economically Disadvantaged: No	6	1276	50	17	33	0	33
English Learner: Yes	0						
English Learner: No	8	1272	62	12	25	0	25
Former English Learner: Yes	0						
Former English Learner: No	8	1272	62	12	25	0	25
Foster Care: Yes	0						
Foster Care: No	8	1272	62	12	25	0	25
Homeless: Yes	0						
Homeless: No	8	1272	62	12	25	0	25
Migrant: Yes	0						
Migrant: No	8	1272	62	12	25	0	25
Military Connected: Yes	0						
Military Connected: No	8	1272	62	12	25	0	25
Students with Disabilities: Yes	1	1257	100	0	0	0	0
Students with Disabilities: No	7	1275	57	14	29	0	29
<b>Accommodation</b>							
Standard Accommodation - all students	0						
Standard Accommodation - EL only	0						

\* Value may not equal the exact sum of Proficient and Advanced due to rounding.

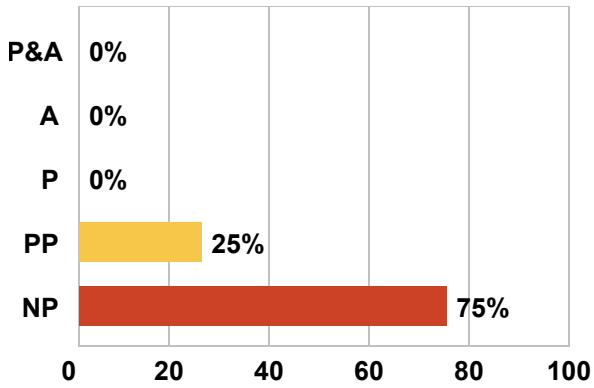
Date last modified: 07/10/19

# School Demographic Report

Year: 2019 | Assessment: M-STEP | ISD Code: 81000 | ISD Name: Washtenaw ISD | District Code: 81904 | District Name: Ann Arbor Learning Community | School Code: 08655 | School Name: Ann Arbor Learning Community

## Grade 03 | Mathematics | All Students

Grade 03: All Students



- P&A - 1300-1361
- A - 1321-1361
- P - 1300-1320
- PP - 1281-1299
- NP - 1217-1280

Demographic Subgroups	No. of Students Assessed	Mean Scale Score	% at NP	% at PP	% at P	% at A	% at P & A*
All	8	1264	75	25	0	0	0
<b>Gender</b>							
Male	5	1276	60	40	0	0	0
Female	3	1243	100	0	0	0	0
<b>Ethnicity</b>							
American Indian or Alaska Native	0						
Asian	0						
Black or African American	2	1265	100	0	0	0	0
Hispanic or Latino	0						
Native Hawaiian or Other Pacific Islander	0						
Two or More Races	0						
White	6	1264	67	33	0	0	0
<b>Additional Reporting Groups</b>							
Economically Disadvantaged: Yes	2	1268	50	50	0	0	0
Economically Disadvantaged: No	6	1263	83	17	0	0	0
English Learner: Yes	0						
English Learner: No	8	1264	75	25	0	0	0
Former English Learner: Yes	0						
Former English Learner: No	8	1264	75	25	0	0	0
Foster Care: Yes	0						
Foster Care: No	8	1264	75	25	0	0	0
Homeless: Yes	0						
Homeless: No	8	1264	75	25	0	0	0
Migrant: Yes	0						
Migrant: No	8	1264	75	25	0	0	0
Military Connected: Yes	0						
Military Connected: No	8	1264	75	25	0	0	0
Students with Disabilities: Yes	1	1254	100	0	0	0	0
Students with Disabilities: No	7	1265	71	29	0	0	0
<b>Accommodation</b>							
Standard Accommodation - all students	0						
Standard Accommodation - EL only	0						

\* Value may not equal the exact sum of Proficient and Advanced due to rounding.

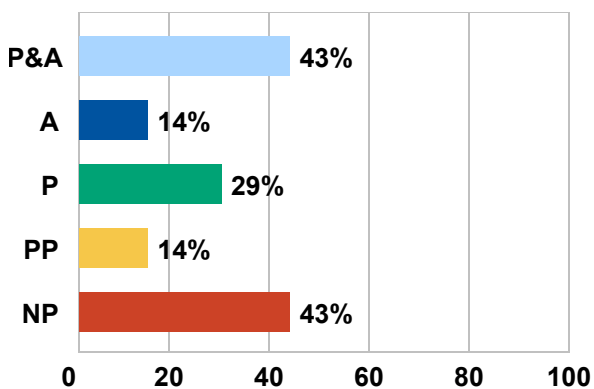
Date last modified: 07/10/19

# School Demographic Report

Year: 2019 | Assessment: M-STEP | ISD Code: 81000 | ISD Name: Washtenaw ISD | District Code: 81904 | District Name: Ann Arbor Learning Community | School Code: 08655 | School Name: Ann Arbor Learning Community

## Grade 04 | English Language Arts | All Students

Grade 04: All Students



- P&A - 1400-1454
- A - 1417-1454
- P - 1400-1416
- PP - 1383-1399
- NP - 1301-1382

Demographic Subgroups	No. of Students Assessed	Mean Scale Score	% at NP	% at PP	% at P	% at A	% at P & A*
All	7	1387	43	14	29	14	43
<b>Gender</b>							
Male	2	1394	0	50	50	0	50
Female	5	1384	60	0	20	20	40
<b>Ethnicity</b>							
American Indian or Alaska Native	0						
Asian	1	1423	0	0	0	100	100
Black or African American	0						
Hispanic or Latino	2	1354	100	0	0	0	0
Native Hawaiian or Other Pacific Islander	0						
Two or More Races	0						
White	4	1394	25	25	50	0	50
<b>Additional Reporting Groups</b>							
Economically Disadvantaged: Yes	3	1371	67	0	33	0	33
Economically Disadvantaged: No	4	1398	25	25	25	25	50
English Learner: Yes	0						
English Learner: No	7	1387	43	14	29	14	43
Former English Learner: Yes	1	1352	100	0	0	0	0
Former English Learner: No	6	1393	33	17	33	17	50
Foster Care: Yes	0						
Foster Care: No	7	1387	43	14	29	14	43
Homeless: Yes	0						
Homeless: No	7	1387	43	14	29	14	43
Migrant: Yes	0						
Migrant: No	7	1387	43	14	29	14	43
Military Connected: Yes	0						
Military Connected: No	7	1387	43	14	29	14	43
Students with Disabilities: Yes	1	1384	0	100	0	0	0
Students with Disabilities: No	6	1387	50	0	33	17	50
<b>Accommodation</b>							
Standard Accommodation - all students	0						
Standard Accommodation - EL only	0						

\* Value may not equal the exact sum of Proficient and Advanced due to rounding.

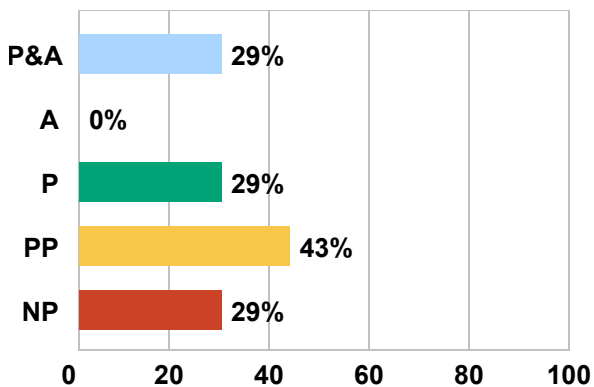
Date last modified: 07/10/19

# School Demographic Report

Year: 2019 | Assessment: M-STEP | ISD Code: 81000 | ISD Name: Washtenaw ISD | District Code: 81904 | District Name: Ann Arbor Learning Community | School Code: 08655 | School Name: Ann Arbor Learning Community

## Grade 04 | Mathematics | All Students

Grade 04: All Students



- P&A - 1400-1455
- A - 1420-1455
- P - 1400-1419
- PP - 1376-1399
- NP - 1310-1375

Demographic Subgroups	No. of Students Assessed	Mean Scale Score	% at NP	% at PP	% at P	% at A	% at P & A*
All	7	1382	29	43	29	0	29
<b>Gender</b>							
Male	2	1389	0	50	50	0	50
Female	5	1379	40	40	20	0	20
<b>Ethnicity</b>							
American Indian or Alaska Native	0						
Asian	1	1407	0	0	100	0	100
Black or African American	0						
Hispanic or Latino	2	1352	100	0	0	0	0
Native Hawaiian or Other Pacific Islander	0						
Two or More Races	0						
White	4	1390	0	75	25	0	25
<b>Additional Reporting Groups</b>							
Economically Disadvantaged: Yes	3	1368	67	0	33	0	33
Economically Disadvantaged: No	4	1392	0	75	25	0	25
English Learner: Yes	0						
English Learner: No	7	1382	29	43	29	0	29
Former English Learner: Yes	1	1358	100	0	0	0	0
Former English Learner: No	6	1386	17	50	33	0	33
Foster Care: Yes	0						
Foster Care: No	7	1382	29	43	29	0	29
Homeless: Yes	0						
Homeless: No	7	1382	29	43	29	0	29
Migrant: Yes	0						
Migrant: No	7	1382	29	43	29	0	29
Military Connected: Yes	0						
Military Connected: No	7	1382	29	43	29	0	29
Students with Disabilities: Yes	1	1378	0	100	0	0	0
Students with Disabilities: No	6	1382	33	33	33	0	33
<b>Accommodation</b>							
Standard Accommodation - all students	0						
Standard Accommodation - EL only	0						

\* Value may not equal the exact sum of Proficient and Advanced due to rounding.

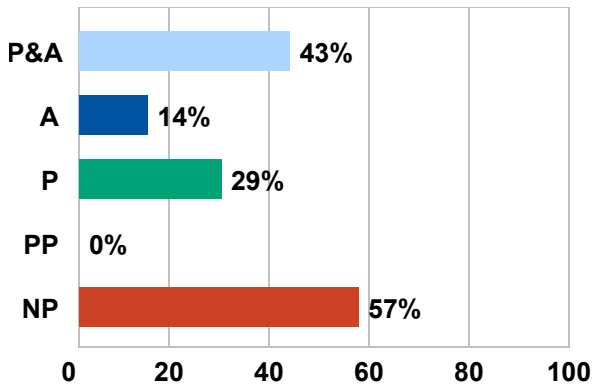
Date last modified: 07/10/19

# School Demographic Report

Year: 2019 | Assessment: M-STEP | ISD Code: 81000 | ISD Name: Washtenaw ISD | District Code: 81904 | District Name: Ann Arbor Learning Community | School Code: 08655 | School Name: Ann Arbor Learning Community

## Grade 05 | English Language Arts | All Students

Grade 05: All Students



- P&A - 1500-1560
- A - 1524-1560
- P - 1500-1523
- PP - 1481-1499
- NP - 1409-1480

Demographic Subgroups	No. of Students Assessed	Mean Scale Score	% at NP	% at PP	% at P	% at A	% at P & A*
All	7	1483	57	0	29	14	43
<b>Gender</b>							
Male	2	1464	100	0	0	0	0
Female	5	1491	40	0	40	20	60
<b>Ethnicity</b>							
American Indian or Alaska Native	0						
Asian	0						
Black or African American	1	1461	100	0	0	0	0
Hispanic or Latino	1	1471	100	0	0	0	0
Native Hawaiian or Other Pacific Islander	0						
Two or More Races	0						
White	5	1490	40	0	40	20	60
<b>Additional Reporting Groups</b>							
Economically Disadvantaged: Yes	4	1468	75	0	25	0	25
Economically Disadvantaged: No	3	1504	33	0	33	33	67
English Learner: Yes	0						
English Learner: No	7	1483	57	0	29	14	43
Former English Learner: Yes	0						
Former English Learner: No	7	1483	57	0	29	14	43
Foster Care: Yes	0						
Foster Care: No	7	1483	57	0	29	14	43
Homeless: Yes	0						
Homeless: No	7	1483	57	0	29	14	43
Migrant: Yes	0						
Migrant: No	7	1483	57	0	29	14	43
Military Connected: Yes	0						
Military Connected: No	7	1483	57	0	29	14	43
Students with Disabilities: Yes	1	1444	100	0	0	0	0
Students with Disabilities: No	6	1490	50	0	33	17	50
<b>Accommodation</b>							
Standard Accommodation - all students	0						
Standard Accommodation - EL only	0						

\* Value may not equal the exact sum of Proficient and Advanced due to rounding.

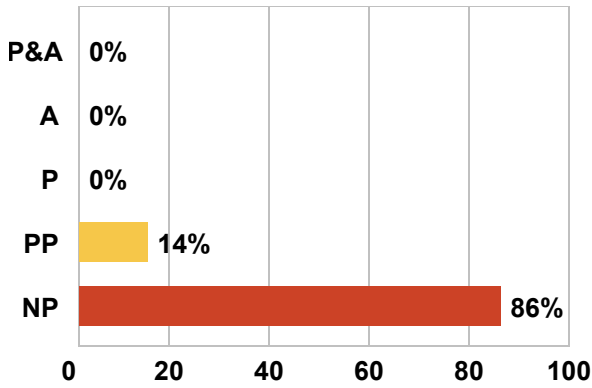
Date last modified: 07/10/19

# School Demographic Report

Year: 2019 | Assessment: M-STEP | ISD Code: 81000 | ISD Name: Washtenaw ISD | District Code: 81904 | District Name: Ann Arbor Learning Community | School Code: 08655 | School Name: Ann Arbor Learning Community

## Grade 05 | Mathematics | All Students

Grade 05: All Students



- P&A - 1500-1550
- A - 1515-1550
- P - 1500-1514
- PP - 1478-1499
- NP - 1409-1477

Demographic Subgroups	No. of Students Assessed	Mean Scale Score	% at NP	% at PP	% at P	% at A	% at P & A*
All	7	1461	86	14	0	0	0
<b>Gender</b>							
Male	2	1445	100	0	0	0	0
Female	5	1467	80	20	0	0	0
<b>Ethnicity</b>							
American Indian or Alaska Native	0						
Asian	0						
Black or African American	1	1460	100	0	0	0	0
Hispanic or Latino	1	1474	100	0	0	0	0
Native Hawaiian or Other Pacific Islander	0						
Two or More Races	0						
White	5	1458	80	20	0	0	0
<b>Additional Reporting Groups</b>							
Economically Disadvantaged: Yes	4	1449	100	0	0	0	0
Economically Disadvantaged: No	3	1477	67	33	0	0	0
English Learner: Yes	0						
English Learner: No	7	1461	86	14	0	0	0
Former English Learner: Yes	0						
Former English Learner: No	7	1461	86	14	0	0	0
Foster Care: Yes	0						
Foster Care: No	7	1461	86	14	0	0	0
Homeless: Yes	0						
Homeless: No	7	1461	86	14	0	0	0
Migrant: Yes	0						
Migrant: No	7	1461	86	14	0	0	0
Military Connected: Yes	0						
Military Connected: No	7	1461	86	14	0	0	0
Students with Disabilities: Yes	1	1439	100	0	0	0	0
Students with Disabilities: No	6	1464	83	17	0	0	0
<b>Accommodation</b>							
Standard Accommodation - all students	0						
Standard Accommodation - EL only	0						

\* Value may not equal the exact sum of Proficient and Advanced due to rounding.

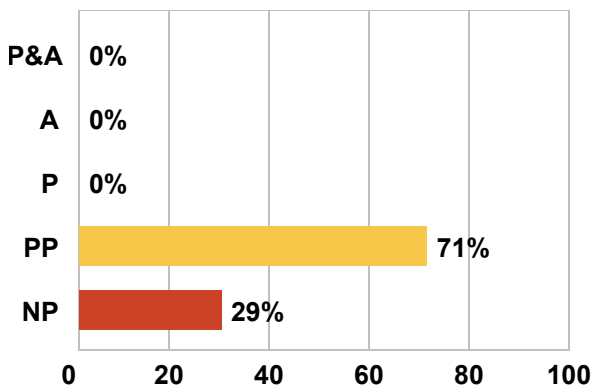
Date last modified: 07/10/19

# School Demographic Report

Year: 2019 | Assessment: M-STEP | ISD Code: 81000 | ISD Name: Washtenaw ISD | District Code: 81904 | District Name: Ann Arbor Learning Community | School Code: 08655 | School Name: Ann Arbor Learning Community

## Grade 05 | Social Studies | All Students

Grade 05: All Students



- P&A - 1500-1568
- A - 1530-1568
- P - 1500-1529
- PP - 1458-1499
- NP - 1395-1457

Demographic Subgroups	No. of Students Assessed	Mean Scale Score	% at NP	% at PP	% at P	% at A	% at P & A*
All	7	1466	29	71	0	0	0
<b>Gender</b>							
Male	2	1456	50	50	0	0	0
Female	5	1471	20	80	0	0	0
<b>Ethnicity</b>							
American Indian or Alaska Native	0						
Asian	0						
Black or African American	1	1453	100	0	0	0	0
Hispanic or Latino	1	1449	100	0	0	0	0
Native Hawaiian or Other Pacific Islander	0						
Two or More Races	0						
White	5	1473	0	100	0	0	0
<b>Additional Reporting Groups</b>							
Economically Disadvantaged: Yes	4	1460	25	75	0	0	0
Economically Disadvantaged: No	3	1475	33	67	0	0	0
English Learner: Yes	0						
English Learner: No	7	1466	29	71	0	0	0
Former English Learner: Yes	0						
Former English Learner: No	7	1466	29	71	0	0	0
Foster Care: Yes	0						
Foster Care: No	7	1466	29	71	0	0	0
Homeless: Yes	0						
Homeless: No	7	1466	29	71	0	0	0
Migrant: Yes	0						
Migrant: No	7	1466	29	71	0	0	0
Military Connected: Yes	0						
Military Connected: No	7	1466	29	71	0	0	0
Students with Disabilities: Yes	1	1459	0	100	0	0	0
Students with Disabilities: No	6	1468	33	67	0	0	0
<b>Accommodation</b>							
Standard Accommodation - all students	0						
Standard Accommodation - EL only	0						

\* Value may not equal the exact sum of Proficient and Advanced due to rounding.

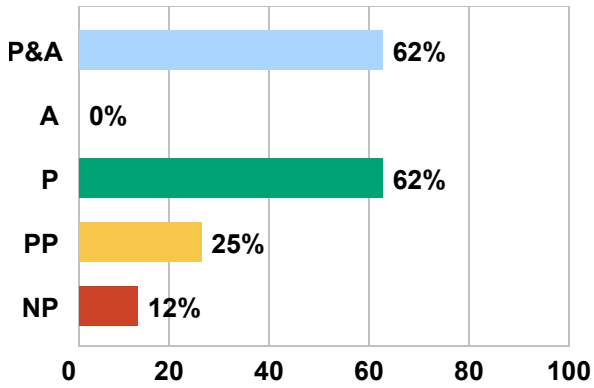
Date last modified: 07/10/19

# School Demographic Report

Year: 2019 | Assessment: M-STEP | ISD Code: 81000 | ISD Name: Washtenaw ISD | District Code: 81904 | District Name: Ann Arbor Learning Community | School Code: 08655 | School Name: Ann Arbor Learning Community

## Grade 06 | English Language Arts | All Students

Grade 06: All Students



- P&A - 1600-1655
- A - 1624-1655
- P - 1600-1623
- PP - 1578-1599
- NP - 1508-1577

Demographic Subgroups	No. of Students Assessed	Mean Scale Score	% at NP	% at PP	% at P	% at A	% at P & A*
All	8	1598	12	25	62	0	62
<b>Gender</b>							
Male	4	1596	25	0	75	0	75
Female	4	1600	0	50	50	0	50
<b>Ethnicity</b>							
American Indian or Alaska Native	0						
Asian	0						
Black or African American	2	1584	50	0	50	0	50
Hispanic or Latino	0						
Native Hawaiian or Other Pacific Islander	0						
Two or More Races	0						
White	6	1603	0	33	67	0	67
<b>Additional Reporting Groups</b>							
Economically Disadvantaged: Yes	3	1585	33	33	33	0	33
Economically Disadvantaged: No	5	1606	0	20	80	0	80
English Learner: Yes	0						
English Learner: No	8	1598	12	25	62	0	62
Former English Learner: Yes	0						
Former English Learner: No	8	1598	12	25	62	0	62
Foster Care: Yes	0						
Foster Care: No	8	1598	12	25	62	0	62
Homeless: Yes	0						
Homeless: No	8	1598	12	25	62	0	62
Migrant: Yes	0						
Migrant: No	8	1598	12	25	62	0	62
Military Connected: Yes	0						
Military Connected: No	8	1598	12	25	62	0	62
Students with Disabilities: Yes	1	1555	100	0	0	0	0
Students with Disabilities: No	7	1604	0	29	71	0	71
<b>Accommodation</b>							
Standard Accommodation - all students	0						
Standard Accommodation - EL only	0						

\* Value may not equal the exact sum of Proficient and Advanced due to rounding.

Date last modified: 07/10/19

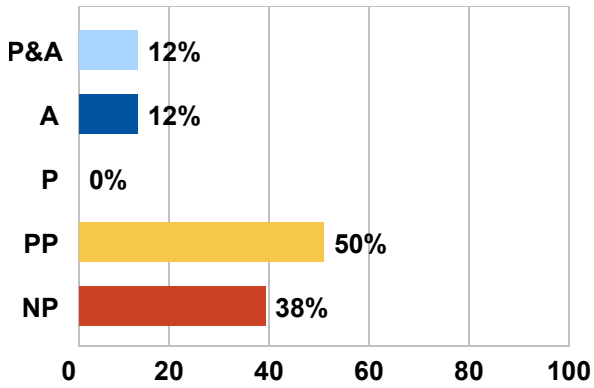


# School Demographic Report

Year: 2019 | Assessment: M-STEP | ISD Code: 81000 | ISD Name: Washtenaw ISD | District Code: 81904 | District Name: Ann Arbor Learning Community | School Code: 08655 | School Name: Ann Arbor Learning Community

## Grade 06 | Mathematics | All Students

Grade 06: All Students



- P&A - 1600-1650
- A - 1614-1650
- P - 1600-1613
- PP - 1579-1599
- NP - 1518-1578

Demographic Subgroups	No. of Students Assessed	Mean Scale Score	% at NP	% at PP	% at P	% at A	% at P & A*
All	8	1578	38	50	0	12	12
<b>Gender</b>							
Male	4	1584	25	50	0	25	25
Female	4	1571	50	50	0	0	0
<b>Ethnicity</b>							
American Indian or Alaska Native	0						
Asian	0						
Black or African American	2	1558	50	50	0	0	0
Hispanic or Latino	0						
Native Hawaiian or Other Pacific Islander	0						
Two or More Races	0						
White	6	1584	33	50	0	17	17
<b>Additional Reporting Groups</b>							
Economically Disadvantaged: Yes	3	1551	100	0	0	0	0
Economically Disadvantaged: No	5	1593	0	80	0	20	20
English Learner: Yes	0						
English Learner: No	8	1578	38	50	0	12	12
Former English Learner: Yes	0						
Former English Learner: No	8	1578	38	50	0	12	12
Foster Care: Yes	0						
Foster Care: No	8	1578	38	50	0	12	12
Homeless: Yes	0						
Homeless: No	8	1578	38	50	0	12	12
Migrant: Yes	0						
Migrant: No	8	1578	38	50	0	12	12
Military Connected: Yes	0						
Military Connected: No	8	1578	38	50	0	12	12
Students with Disabilities: Yes	1	1538	100	0	0	0	0
Students with Disabilities: No	7	1583	29	57	0	14	14
<b>Accommodation</b>							
Standard Accommodation - all students	0						
Standard Accommodation - EL only	0						

\* Value may not equal the exact sum of Proficient and Advanced due to rounding.

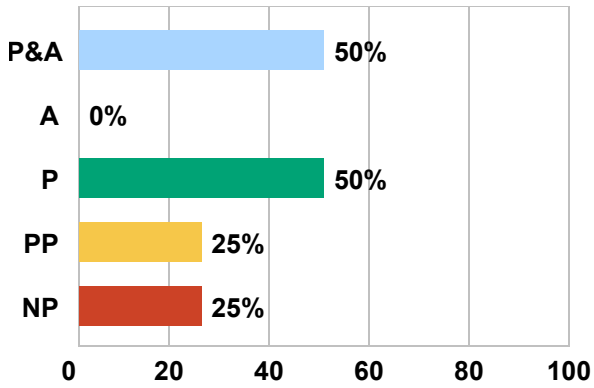
Date last modified: 07/10/19

# School Demographic Report

Year: 2019 | Assessment: M-STEP | ISD Code: 81000 | ISD Name: Washtenaw ISD | District Code: 81904 | District Name: Ann Arbor Learning Community | School Code: 08655 | School Name: Ann Arbor Learning Community

## Grade 07 | English Language Arts | All Students

Grade 07: All Students



- P&A - 1700-1753
- A - 1726-1753
- P - 1700-1725
- PP - 1679-1699
- NP - 1618-1678

Demographic Subgroups	No. of Students Assessed	Mean Scale Score	% at NP	% at PP	% at P	% at A	% at P & A*
All	4	1697	25	25	50	0	50
<b>Gender</b>							
Male	3	1702	33	0	67	0	67
Female	1	1681	0	100	0	0	0
<b>Ethnicity</b>							
American Indian or Alaska Native	0						
Asian	0						
Black or African American	2	1672	50	50	0	0	0
Hispanic or Latino	0						
Native Hawaiian or Other Pacific Islander	0						
Two or More Races	0						
White	2	1722	0	0	100	0	100
<b>Additional Reporting Groups</b>							
Economically Disadvantaged: Yes	0						
Economically Disadvantaged: No	4	1697	25	25	50	0	50
English Learner: Yes	0						
English Learner: No	4	1697	25	25	50	0	50
Former English Learner: Yes	0						
Former English Learner: No	4	1697	25	25	50	0	50
Foster Care: Yes	0						
Foster Care: No	4	1697	25	25	50	0	50
Homeless: Yes	0						
Homeless: No	4	1697	25	25	50	0	50
Migrant: Yes	0						
Migrant: No	4	1697	25	25	50	0	50
Military Connected: Yes	0						
Military Connected: No	4	1697	25	25	50	0	50
Students with Disabilities: Yes	0						
Students with Disabilities: No	4	1697	25	25	50	0	50
<b>Accommodation</b>							
Standard Accommodation - all students	0						
Standard Accommodation - EL only	0						

\* Value may not equal the exact sum of Proficient and Advanced due to rounding.

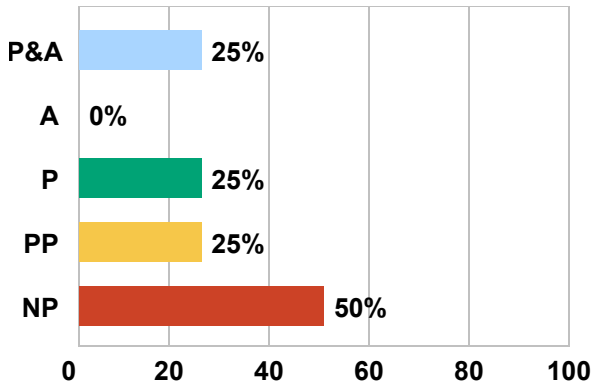
Date last modified: 07/10/19

# School Demographic Report

Year: 2019 | Assessment: M-STEP | ISD Code: 81000 | ISD Name: Washtenaw ISD | District Code: 81904 | District Name: Ann Arbor Learning Community | School Code: 08655 | School Name: Ann Arbor Learning Community

## Grade 07 | Mathematics | All Students

Grade 07: All Students



- P&A - 1700-1752
- A - 1716-1752
- P - 1700-1715
- PP - 1679-1699
- NP - 1621-1678

Demographic Subgroups	No. of Students Assessed	Mean Scale Score	% at NP	% at PP	% at P	% at A	% at P & A*
All	4	1678	50	25	25	0	25
<b>Gender</b>							
Male	3	1686	33	33	33	0	33
Female	1	1655	100	0	0	0	0
<b>Ethnicity</b>							
American Indian or Alaska Native	0						
Asian	0						
Black or African American	2	1656	100	0	0	0	0
Hispanic or Latino	0						
Native Hawaiian or Other Pacific Islander	0						
Two or More Races	0						
White	2	1700	0	50	50	0	50
<b>Additional Reporting Groups</b>							
Economically Disadvantaged: Yes	0						
Economically Disadvantaged: No	4	1678	50	25	25	0	25
English Learner: Yes	0						
English Learner: No	4	1678	50	25	25	0	25
Former English Learner: Yes	0						
Former English Learner: No	4	1678	50	25	25	0	25
Foster Care: Yes	0						
Foster Care: No	4	1678	50	25	25	0	25
Homeless: Yes	0						
Homeless: No	4	1678	50	25	25	0	25
Migrant: Yes	0						
Migrant: No	4	1678	50	25	25	0	25
Military Connected: Yes	0						
Military Connected: No	4	1678	50	25	25	0	25
Students with Disabilities: Yes	0						
Students with Disabilities: No	4	1678	50	25	25	0	25
<b>Accommodation</b>							
Standard Accommodation - all students	0						
Standard Accommodation - EL only	0						

\* Value may not equal the exact sum of Proficient and Advanced due to rounding.

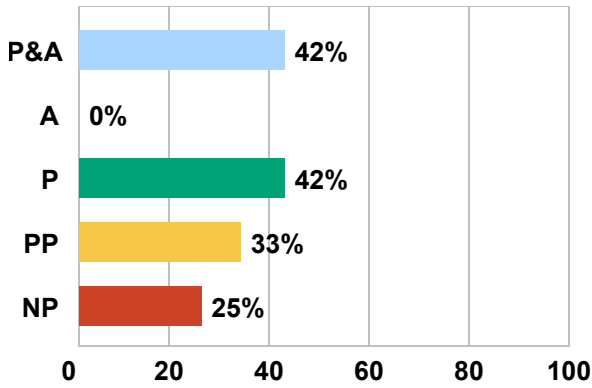
Date last modified: 07/10/19

# School Demographic Report

Year: 2019 | Assessment: M-STEP | ISD Code: 81000 | ISD Name: Washtenaw ISD | District Code: 81904 | District Name: Ann Arbor Learning Community | School Code: 08655 | School Name: Ann Arbor Learning Community

## Grade 08 | Social Studies | All Students

Grade 08: All Students



- P&A - 1800-1868
- A - 1831-1868
- P - 1800-1830
- PP - 1771-1799
- NP - 1703-1770

Demographic Subgroups	No. of Students Assessed	Mean Scale Score	% at NP	% at PP	% at P	% at A	% at P & A*
All	12	1787	25	33	42	0	42
<b>Gender</b>							
Male	6	1788	17	50	33	0	33
Female	6	1786	33	17	50	0	50
<b>Ethnicity</b>							
American Indian or Alaska Native	0						
Asian	0						
Black or African American	2	1776	50	50	0	0	0
Hispanic or Latino	0						
Native Hawaiian or Other Pacific Islander	0						
Two or More Races	2	1802	0	0	100	0	100
White	8	1787	25	38	38	0	38
<b>Additional Reporting Groups</b>							
Economically Disadvantaged: Yes	3	1782	33	33	33	0	33
Economically Disadvantaged: No	9	1789	22	33	44	0	44
English Learner: Yes	0						
English Learner: No	12	1787	25	33	42	0	42
Former English Learner: Yes	0						
Former English Learner: No	12	1787	25	33	42	0	42
Foster Care: Yes	0						
Foster Care: No	12	1787	25	33	42	0	42
Homeless: Yes	0						
Homeless: No	12	1787	25	33	42	0	42
Migrant: Yes	0						
Migrant: No	12	1787	25	33	42	0	42
Military Connected: Yes	0						
Military Connected: No	12	1787	25	33	42	0	42
Students with Disabilities: Yes	2	1768	50	50	0	0	0
Students with Disabilities: No	10	1791	20	30	50	0	50
<b>Accommodation</b>							
Standard Accommodation - all students	0						
Standard Accommodation - EL only	0						

\* Value may not equal the exact sum of Proficient and Advanced due to rounding.

Date last modified: 07/10/19