

EM

ESCAPE^A

EM

EXPLORE THE SILENCE



EXPLORE THE SILENCE



EM

2025



ESCAPE **R**

EM



ESCAPE 



ESCAPE



POWERFUL AND LIGHT

For extreme adventures, the most powerful Escape ever built.

The Escape R was designed for excursion and extreme freeriding.

Enjoy extreme performance and unmatched capabilities. With its extended range, ultra high-end equipment, sleek lines, and «Race» design, the Escape R is made for adventure.

The 2025 edition marks a radical change, now featuring the brand-new powertrain made by EM. More range

with the new 3,500Wh battery, more power, and lighter.

Like our entire range, the Escape R is EU-approved, allowing you to fully enjoy this bike.

With this brand-new version, adventure is now pushed to the extreme.

Go beyond the borders and live the adventure with the Escape R...

ESCAPE **A**



*75km/h off-road on private land.
** According to EU homologation test No 134/2014 the distance covered and speed depend on riding conditions and motorcycle configuration.

MAX SPEED*
85KM/h

RANGE**
70 KM

WEIGHT
83 KG

TORQUE
740 NM

HOMOLOGATION
125CM3

EM CONNECT

THE ESCAPE R IS EQUIPPED WITH THE MOBILE CONNECTIVITY APPLICATION

- All-new connectivity via the EM mobile app (ios & Android, depending on the list of compatible devices).
- Access to all important information about your EM motorcycle and your rider profile.
- Customize the settings of your EM motorcycle with an engine behavior configurator to adapt your EM's performance to suit the track, your riding style and level.
- Lock and unlock your EM motorcycle.
- Contact interface, EM news and real-time diagnostics.



ETM



THE NEWS

ESCAPE **A**

NEW ENGINE



MADE IN EMI

The Escape R is equipped with a new powertrain designed 100% by EM. Innovative, it combines two technologies:

1. The advantage of an electric motor with instant low-end torque.
2. A power profile similar to a fuel bike, combining performance and driving pleasure.

This engine has an unmatched power-to-weight ratio (3.3kW/kg), an engine speed capable of reaching 14000rpm, power of up to 18kW, torque of 1400Nm in first gear, all in a specially designed oil

pan to integrate this motor. The high-performance rotor is surrounded by a carbon sleeve to hold the magnets in at extreme rotation speeds. The air-cooling system has been designed to provide homogeneous and controlled heat dissipation. Engine noise has been optimized to provide a very quiet and pleasant transmission, thanks to reduced friction.

Last but not least, the engine's 40% extra inertia gain strongly enhances the roundness and power of the engine. Performance is incredible and accessible to all, particularly thanks to the bikes mapping.



NEW BATTERY



HUGE RANGE

Get ready to ride without limits; the Escape R model comes equipped with the new 3500Wh battery.

Despite its featherweight, the maneuverability and climbing capabilities of the Escape models, it is the battery offering the most range that equips the Escape range.

This new battery was 100% developed by the R&D department of ELECTRIC MOTION.



NEW FRAME

Our specialist team also worked on the frame for the new Escape R.

The steering-column assembly has been redesigned and stiffened to further enhance steering precision and the triple clamps have new offsets for a more dynamic front end.

EM

ESCAPE^A



DIMENSIONS

SEAT HEIGHT	820mm
WHEELBASE	1330mm
GROUND CLEARANCE	350mm
FOOTREST HEIGHT	380mm
WIDTH	825 mm

CYCLE PART

FRONT BRAKE	182mm Disc / 4 piston Racing caliper
REAR BRAKE	150mm Disc / 2 piston caliper
FRONT RIM	Morad 1.6"x21" Racing
REAR RIM	Morad 2.15"x18" Racing
TIRES	Michelin X11
FRONT SUSPENSION	Steel TECH Fork with DLC
REAR SUSPENSION	R16V

BATTERY

ENERGY	Li-ion
VOLTAGE	50,4V
CAPACITY	3500Wh
WEIGHT	16kg
CHARGER	15A
CHARGING TIME	4h20
LIFE CYCLE	1000
MIN CHARGING TEMPERATURE	0°C





ENGINE

NOMINAL POWER
PEAK POWER
MAPS

5 Kw
18 Kw
3 (unlimited with EM Connect)

EQUIPMENT

4 DISCS DIAPHRAGM CLUTCH
FRB
TKO
EM CONNECT
CHARGER CASE
TFT DISPLAY

OPTIONS


PRBR
FLYWHEEL
25A CHARGER
EM HANDGUARD

ENT





 **MICHELIN**



MICHELIN 

OUR SPONSORS





ELECTRIC MOTION

**86 impasse de la pépinière
34670 Saint-Brès, FRANCE**

**www.em-motorcycles.com
info@electric-motion.fr**

**Landline : 04 67 41 10 90
Mobile : 06 51 05 51 69**



EXCLUSION OF LIABILITY

Please note that this brochure contains photos taken on private property and/or abroad.

The use of these vehicles in a similar environment in your jurisdiction may be prohibited

by the legislation and/or regulations in force in your region, including article L362-1 and following of the Environment Code.

The photos do not contain any contractual information and the potential buyer of this vehicle will remain solely responsible for the use of the vehicles,

as well as for the respect of the legislation and regulations in force.

Example not to be followed. The drivers shown are professionals.

Electric Motion draws the attention of all motorcyclists to the importance of wearing the prescribed protective equipment

(approved helmet, gloves, jacket, trousers and boots) and the need to ride responsibly,

in accordance with the highway code.

The purchase and use of a motorbike requires compliance with the instructions and warnings

of the user's manual.

The motorbikes shown in the photos may differ from the standard model in some details and some are equipped with optional accessories.

All information on appearance, performance, dimensions and weights of the motorbikes is not binding and may contain typing errors or errors in the information provided.

May contain typing or printing errors. They are therefore subject to change.

Please note that model specifications may vary from country to country.