



FITTING MANUAL

LE MANS HARDTOP



Welcome to the 427 Hardtops fitting guide. The following text and photos are intended as a guide to help you fit our Le Mans style hardtop.

Step 1.

It may be necessary to adjust the angle/rake of the windscreen.



Fit the metal hardtop corners (no adhesive necessary at this stage) to the Hardtop.


Step 2.

Position the Hardtop onto the car, ensuring it aligns properly with the boot opening at the rear. Mark through the pre-drilled holes with a marker pen.




Step 3.

Remove the Hardtop and use a step hole cutter to drill 10-millimeter diameter holes.



Attach the hardtop body fittings provided.



Step 4.



Refit the metal hardtop corners, this time using a generous amount of the adhesive provided.

Attach the foam gasket, ideally with a contact adhesive.




Step 5.


Refit the Hardtop to the car, immediately tape it down, and allow the adhesive to set overnight.



Step 6.



Attach the over-centre catches provided, paying close attention to the photos here.



Finally, refit the Hardtop to the car and complete the process by adjusting the tailgate assembly.

GURNEY BUBBLE

Some models may require a gurney bubble to clear the FIA style roll bar.
This is provided to order.

The gurney bubble should be fitted post paint, using the adhesive sealing tape and M3 bolts provided.



POST PAINT ASSEMBLY

Use the provided adhesive to bond the rear window in place.



Once the window is fitted, bolt down the top of the rear window to the tailgate assembly.

OPTIONAL SIDE WINDOWS

Full side windows can be supplied to order.

These are fitted using our unique design fitting kit.



Step 1.

Drill a 5mm hole through the top of the door , 45mm in from the door corner.



Step 2.


Bolt through the fitting and attach it to the zero pressure gas ram included in the side window fitting kit.



Please note - The windscreen angle is critical in insuring a proper fit of the side windows.



LE MANS HARDTOP FITTING KIT



1 x Adhesive

4 x Hardtop body fittings

4 x Hardtop securing bolts

1 x Window key

2 x Metal Hardtop corners

1 x Windscreen gasket

2 x Over centre catches

OPTIONAL SIDE WINDOW/DEFLECTORS

FITTING KIT

