

MIMA MARAUDERS

May Monthly Stages

3 Bays – 6 Stages

Ammo Count

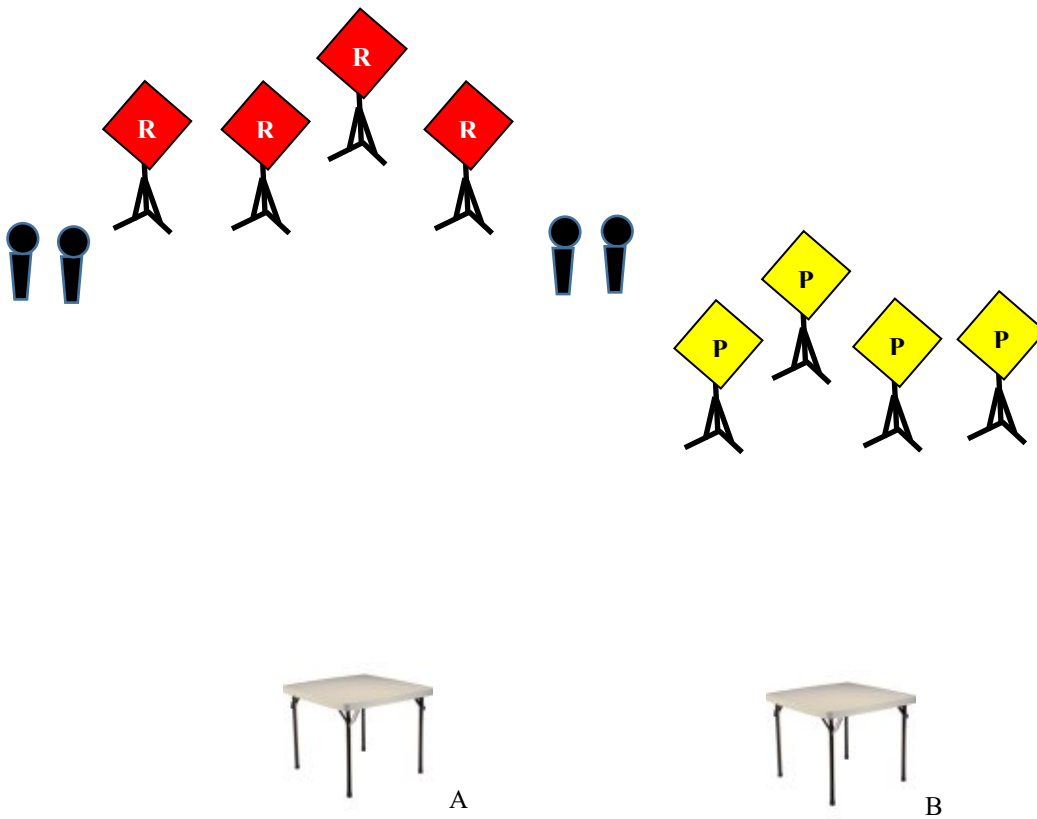
Pistol 60 +/- rounds

Rifle 61 +/- rounds

Shotgun 24 +/- rounds



STAGE 1



STAGE 1

You will need 10 Rifle, 10 Pistol, and as many Shotgun as necessary. The shooter starts standing with both feet behind **Table** of choice. Rifle is loaded and staged and staged on **Table** of choice; Shotgun is open/empty and staged on **Table** of choice. The shooter indicates ready by saying:

“Y'all having a bounty hunter picnic?!”
From the movie: *The Hateful Eight*

Starting position: SASS Default / **Firing order:** Any order – must use both positions

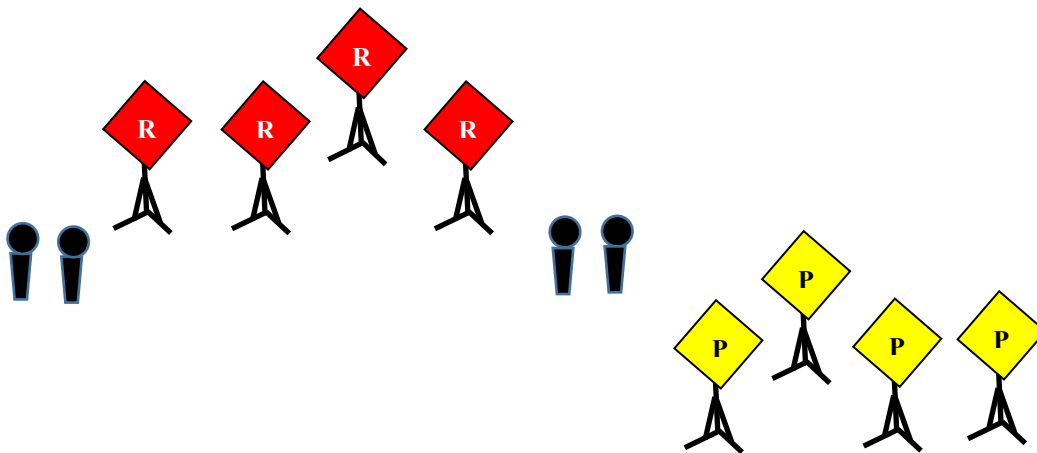
At the BEEP:

If with Rifle, from the left shoot a 1-1-2-1 sweep then repeat exactly for a total of 10 rounds.

If with **Pistol**, engage same as Rifle instructions for a total of 10 rounds.

If with **Shotgun**, knock down the fallers in any order.

STAGE 2



A



B

STAGE 2

You will need 10 Rifle, 10 Pistol, and as many Shotgun as necessary. The shooter starts standing with both feet behind **Table** of choice. Rifle is loaded and staged and staged on **Table** of choice; Shotgun is open/empty and staged on **Table** of choice. The shooter indicates ready by saying:

“Now throw out your pistol!”
From the movie: *The Hateful Eight*

Starting position: Weapon of choice in hand / **Firing order:** Any order – must use both positions

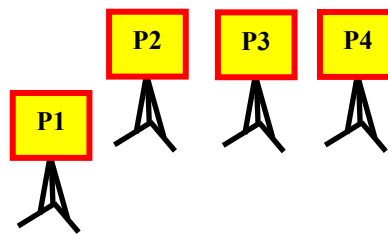
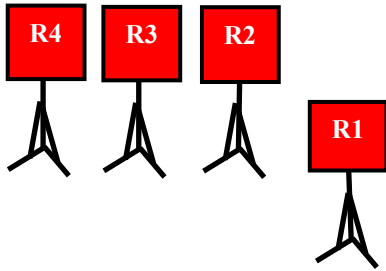
At the BEEP:

If with **Rifle**, from the left shoot a Badger sweep 1-2-3-4-1-2-3-1-2-1 for a total of 10 rounds.

If with **Pistol**, from the right shoot a Badger sweep 4-3-2-1-4-3-2-4-3-4 for a total of 10 rounds.

If with **Shotgun**, engage/knock down the fallers in an outside/outside – inside/inside order.

STAGE 3



STAGE 3

You will need 10 Rifle, 10 Pistol, and as many Shotgun as necessary. The shooter starts standing with both feet behind **Table** of choice. **Rifle** is loaded and staged on **Table** of choice; **Shotgun** is open/empty and staged on **Table** of choice. The shooter indicates ready by saying:

“Well cut my legs off and call me Shorty!”
From the movie: *The Hateful Eight*

Starting position: SASS Default / **Firing order:** Any order – must use both positions

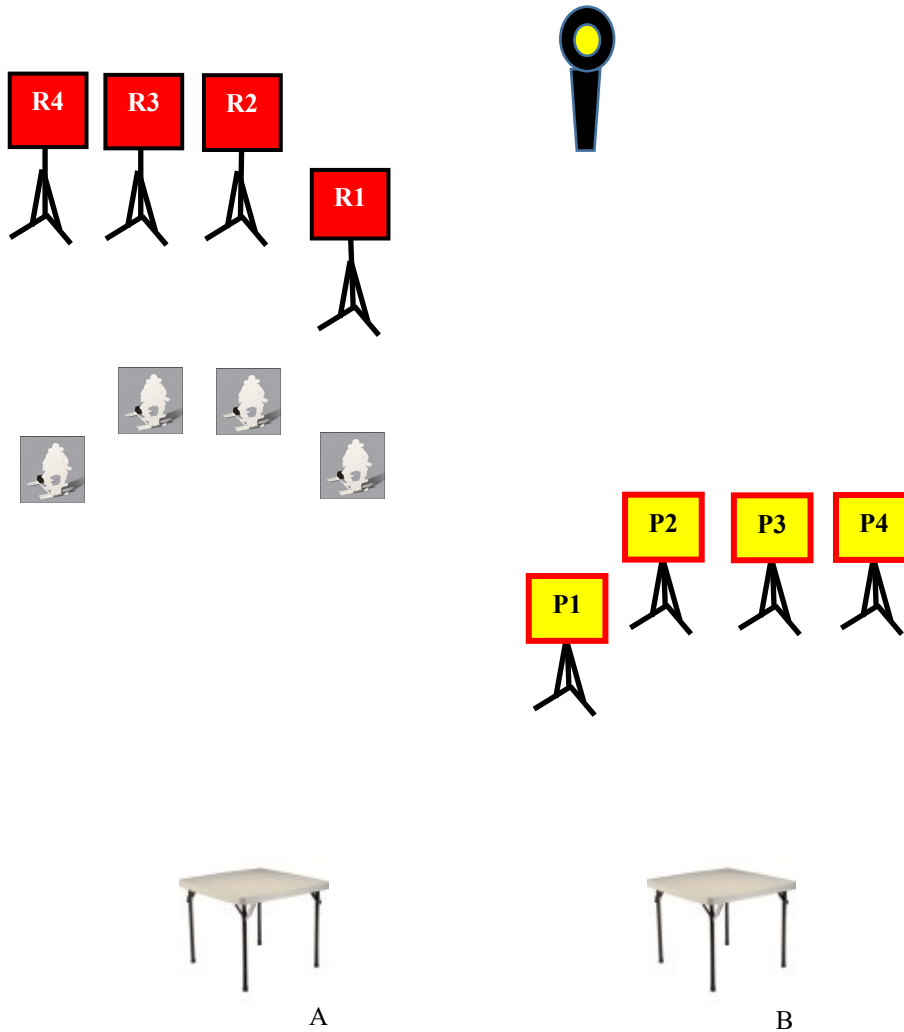
At the BEEP:

With **Rifle** starting on “**R1**” shoot a single tap continuous Nevada sweep for a total of 10 rounds.

With **Pistol**, starting on “**P1**” shoot a single tap continuous Nevada sweep for a total of 10 rounds.

With **Shotgun**, knock down the fallers on any order.

STAGE 4



STAGE 4

You will need **10+1** Rifle, 10 Pistol, and as many Shotgun as necessary. The shooter starts standing with both feet behind **Table** of choice. **Rifle** is loaded and staged on **Table** of choice; **Shotgun** is open/empty and staged on **Table** of choice. The shooter indicates ready by saying:

“Nobody said the job was gonna be easy!”
From the movie: *The Hateful Eight*

Starting position: Hands at the ready not touch weapon / **Firing order:** Any order – must use both positions

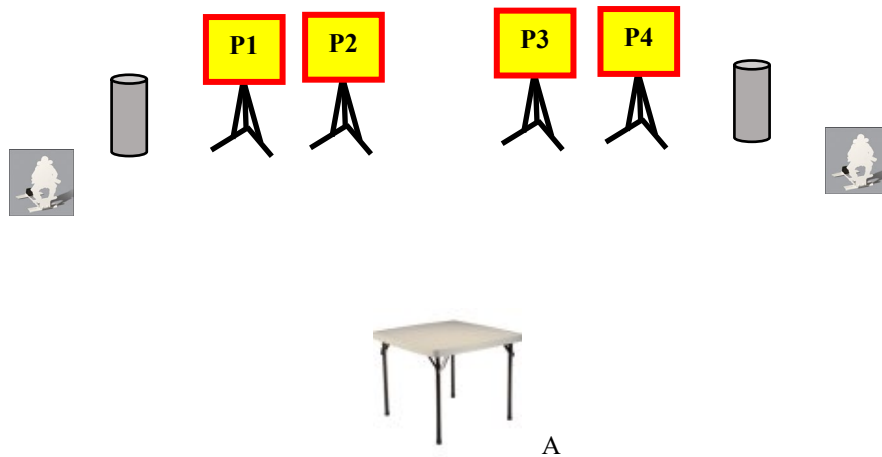
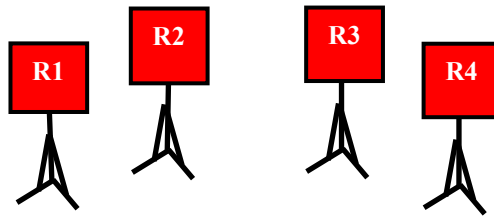
At the BEEP:

With **Rifle** place four rounds on “R1” then double tap in order “R4-R3-R2” for a total of 10 rounds. **Then** reload one round and engage the bonus target for a no miss/5 second bonus. Bonus is hitting the “Yellow” swinger / hitting the outer silhouette is a miss.

With **Pistol**, place four rounds on “P1” then double tap in order “P4-P3-P2” for a total of 10 rounds.

With **Shotgun**, knock down the fallers.

STAGE 5



STAGE 5

You will need 10 Rifle, 10 Pistol, and as many Shotgun as necessary. The shooter starts standing with both feet behind **Table** of choice. **Rifle** is loaded and staged on **Table** of choice; **Shotgun** is open/empty and staged on **Table** of choice. The shooter indicates ready by saying:

“Nobody said the job was gonna be easy!”
From the movie: *The Hateful Eight*

Starting position: SASS default / **Firing order:** Any order

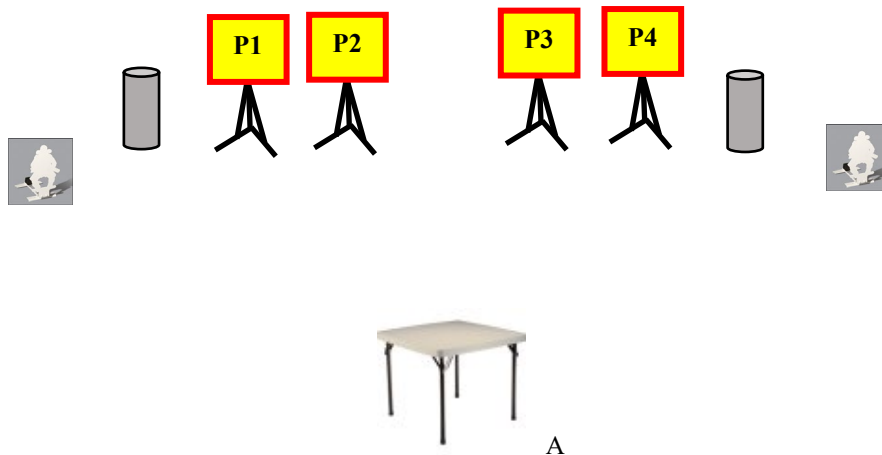
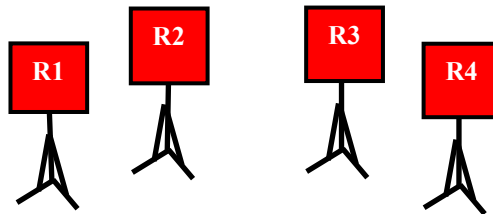
At the BEEP:

If with **Rifle** double tap the two inside targets, then triple tap the two outside targets for a total of 10 rounds.

If with **Pistols**, double tap the two inside targets, then triple tap the two outside targets for a total of 10 rounds.

If with **Shotgun**, knock down the pipes and fallers in any order.

STAGE 6



STAGE 6

You will need 10 Rifle, 10 Pistol, and as many Shotgun as necessary. The shooter starts standing with both feet behind **Table** of choice. **Rifle** is loaded and staged on **Table** of choice; **Shotgun** is open/empty and staged on **Table** of choice. The shooter indicates ready by saying:

“Nobody said the job was gonna be easy!”
From the movie: *The Hateful Eight*

Starting position: SASS default / **Firing order:** Any order

At the BEEP:

If with **Rifle**, single tap in order 1.2.3.4.2.3.1.2.3.4. for a total of 10 rounds.

If with **Pistols**, single tap in order 1.2.3.4.2.3.1.2.3.4. for a total of 10 rounds.

If with **Shotgun**, knock down the pipes in any order, then knock down the fallers in any order. (Pipes must be down before engaging fallers).