

MIMA MARAUDERS

WA St Senior Games Stages

July 11, 2021

3 Bays – 6 Stages

Ammo Count



Pistol 60 +/- rounds

Rifle 61 +/- rounds

Shotgun 25 +/- rounds



STAGE 1



STAGE 1

You will need 10 Rifle, 10 Pistol, and 2 +/- Shotgun as necessary. The shooter starts standing with both feet behind **Table**. Rifle is loaded and staged on **Table**; Shotgun is open/empty and staged on **Table**. The shooter indicates ready by saying:

“Fast is fine, but accuracy is final.”
From the movie: *Wyatt Earp*

Starting position: Hands at the ready – not touching / **Firing order:** Any order – must use both positions



At the BEEP:

If with **Rifle**, starting from either end shoot a 3-2-2-3 sweep for a total of 10 rounds.

If with **Pistol**, engage same as Rifle instructions for a total of 10 rounds.

If with **Shotgun**, knock down the fallers in any order.

STAGE 2



STAGE 2

You will need 10 Rifle, 10 Pistol, and 2 +/- Shotgun as necessary. The shooter starts standing with both feet behind **Table**. Rifle is loaded and staged on **Table**; Shotgun is open/empty and staged on **Table**. The shooter indicates ready by saying:

“You gonna do somethin' or just stand there and bleed?”
From the movie: *Wyatt Earp*

Starting position: Hands at the ready – not touching / **Firing order:** Any order

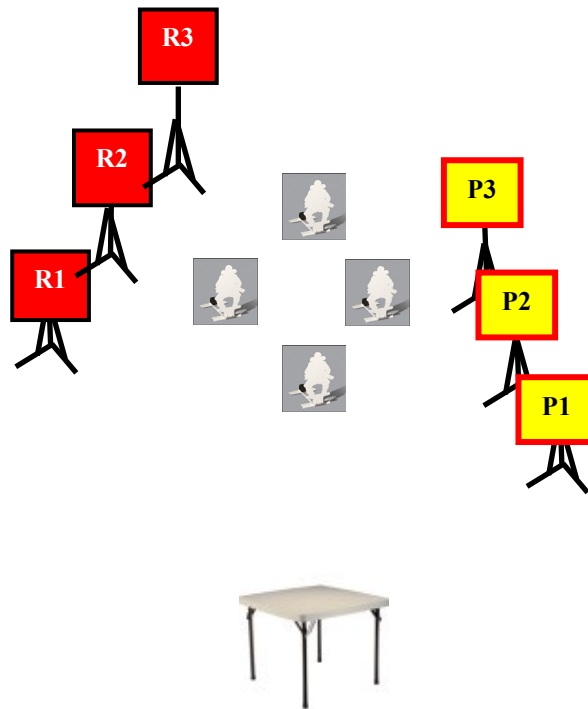
At the BEEP:

If with **Rifle**, starting from either end shoot a Laurence Welk sweep for a total of 10 rounds.

If with **Pistol**, engage same as Rifle instructions for a total of 10 rounds.

If with **Shotgun**, knock down the fallers in any order.

STAGE 3



STAGE 3

You will need 10 Rifle, 10 Pistol, and 4 +/- Shotgun as necessary. The shooter starts standing with both feet behind **Table**. **Rifle** is loaded and staged on **Table**; **Shotgun** is open/empty and staged on **Table**. The shooter indicates ready by saying:

“You called down the thunder, well now you've got it!”
From the movie: *Wyatt Earp*

Starting position: SASS Default / **Firing order:** Any order

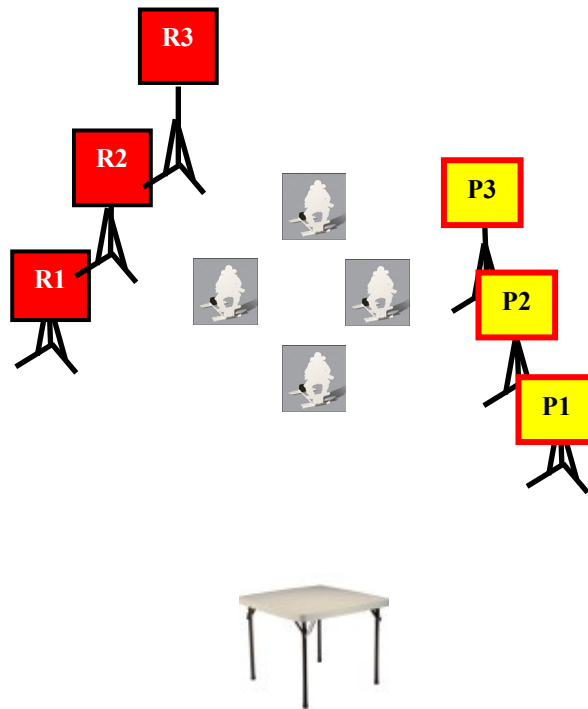
At the BEEP:

If starting with **Rifle**, place at least 3 rounds on each target in any order for a total of 10 rounds.

If starting with **Pistol**, place at least 3 rounds on each target in any order for a total of 10 rounds.

If starting with **Shotgun**, knock down the fallers on any order.

STAGE 4



STAGE 4

You will need 10 Rifle, 10 Pistol, and 4 +/- Shotgun as necessary. The shooter starts standing with both feet behind **Table**. **Rifle** is loaded and staged on **Table**; **Shotgun** is open/empty and staged on **Table**. The shooter indicates ready by saying:

“You called down the thunder, well now you've got it!”
From the movie: *Wyatt Earp*

Starting position: SASS Default / **Firing order:** Any order

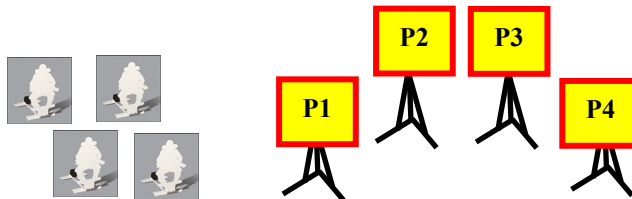
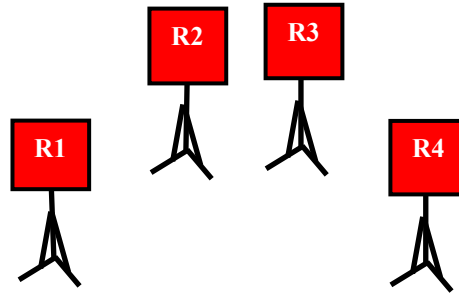
At the BEEP:

If starting with **Rifle**, starting on either end shoot a single tap continuous Nevada sweep for 5 rounds then place 5 rounds on the opposite end target for a total of 10 rounds.

If starting with **Pistol**, starting on either end shoot a single tap continuous Nevada sweep for 5 rounds then place 5 rounds on the opposite end target for a total of 10 rounds.

If starting with **Shotgun**, knock down the fallers on any order.

STAGE 5



STAGE 5

You will need 10 Rifle, 10 Pistol, and 2 +/- Shotgun as necessary. The shooter starts standing with both feet behind **Table**. **Rifle** is loaded and staged on **Table**. **Shotgun** is open/empty and staged on **Table**. The shooter indicates ready by saying:

“Get to fightin’ or get away.”
From the movie: *Wyatt Earp*

Starting position: Weapon of choice in hand and ready / **Firing order:** Any order

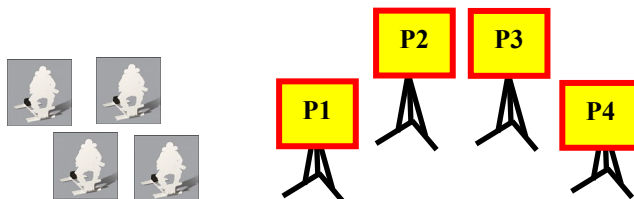
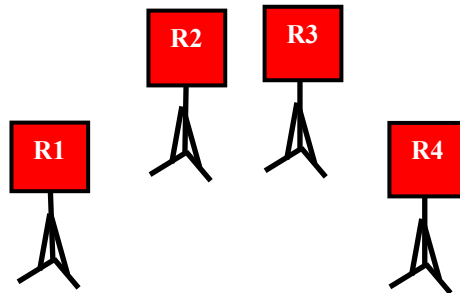
At the BEEP:

If starting with **Rifle**, from the left shoot a Badger Sweep 1,2,3,4,1,2,3,1,2,1 for a total of 10 rounds.

If with **Pistols**, same as Rifle instructions for a total of 10 rounds.

If with **Shotgun**, knock down the shotgun fallers in any order.

STAGE 6



STAGE 6

You will need 10+1 Rifle, 10 Pistol, and 2 +/- Shotgun as necessary. The shooter starts standing with both feet behind **Table**. **Rifle** is loaded and staged on **Table**. **Shotgun** is open/empty and staged on **Table**. The shooter indicates ready by saying:

“Skin that smoke wagon and see what happens!”
From the movie: *Wyatt Earp*

Starting position: At the ready – not touching / **Firing order:** Any order

At the BEEP:

If starting with **Rifle**, 2 on R1, 3 on R4, 2 on R2, 3 on R3 for a total of 10 rounds. Reload one round (Note: reload can be done anytime upon engaging with Rifle) and engage the bonus target for a no miss/5 second bonus. Bonus is hitting the “Yellow” swinger / hitting the outer silhouette is a no bonus.

If with **Pistols**, same as Rifle instructions for a total of 10 rounds.

If with **Shotgun**, knock down the shotgun fallers in any order.