

MIMA MARAUDERS

July Monthly Stages

July 10, 2021

3 Bays – 6 Stages

Ammo Count

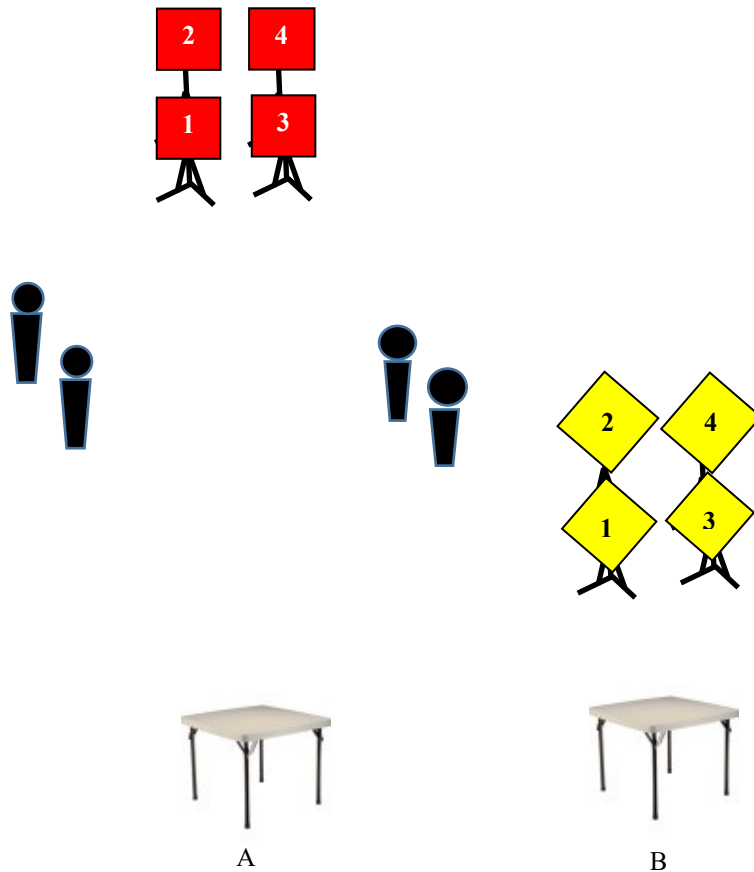
Pistol 60 +/- rounds

Rifle 60 +/- rounds

Shotgun 25 +/- rounds



STAGE 1



STAGE 1

You will need 10 Rifle, 10 Pistol, and 4 +/- Shotgun as necessary. The shooter starts standing with both feet behind **Table** of choice. Rifle is loaded and staged on **Table** of choice; Shotgun is open/empty and staged on **Table** of choice. The shooter indicates ready by saying:

“This is a good place to die.”
From the movie: *Outlaw Josey Wales*

Starting position: Hands at the ready – not touching / **Firing order:** Any order – must use both positions

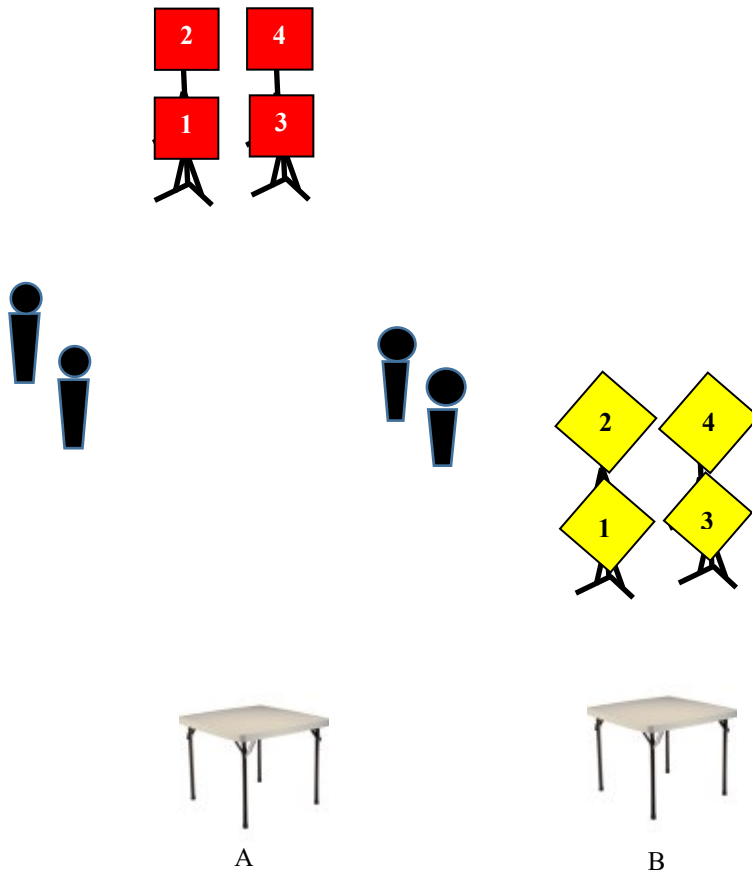
At the BEEP:

If with **Rifle**, shoot a double tap clockwise sweep for a total of 10 rounds.

If with **Pistol**, engage same as Rifle instructions for a total of 10 rounds.

If with **Shotgun**, knock down the fallers in any order.

STAGE 2



STAGE 2

You will need 10 Rifle, 10 Pistol, and 4 +/- Shotgun as necessary. The shooter starts standing with both feet behind **Table** of choice. Rifle is loaded and staged on **Table** of choice; Shotgun is open/empty and staged on **Table** of choice. The shooter indicates ready by saying:

“Buzzards gotta eat too.”
From the movie: *Outlaw Josey Wales*

Starting position: Hands at the ready – not touching / **Firing order:** Any order – must use both positions

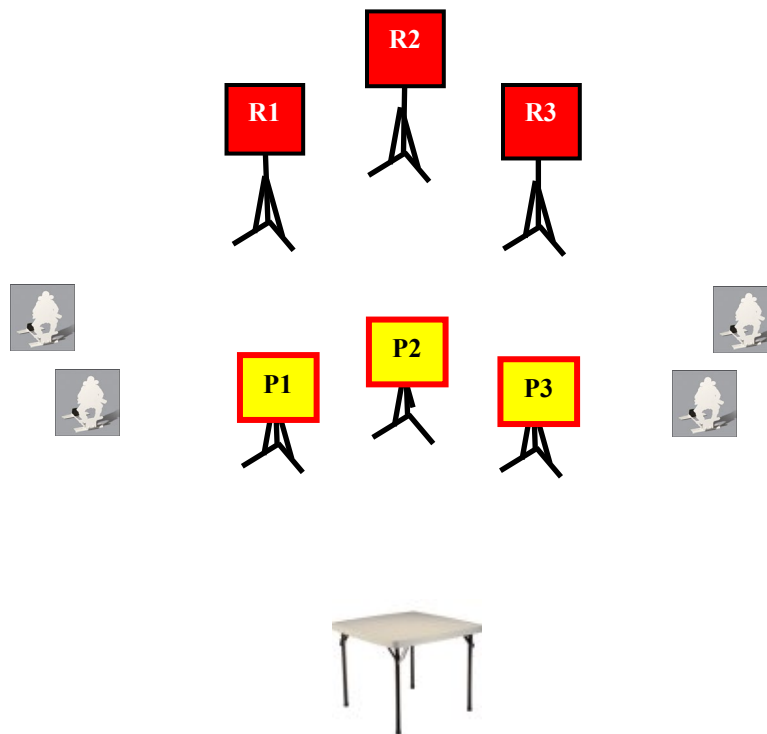
At the BEEP:

If with **Rifle**, shoot a Lawrence Welk using targets in order (1 on 1, 2 on 2, 3 on 3, 4 on 4) for a total of 10 rounds.

If with **Pistol**, engage same as Rifle instructions for a total of 10 rounds.

If with **Shotgun**, knock down the fallers in any order.

STAGE 3



STAGE 3

You will need 10 Rifle, 10 Pistol, and 2 +/- Shotgun as necessary. The shooter starts standing with both feet behind **Table**. **Rifle** is loaded and staged on **Table**; **Shotgun** is open/empty and staged on **Table**. The shooter indicates ready by saying:

“I reckon so!”

From the movie: *Outlaw Josey Wales*

Starting position: SASS Default / **Firing order:** Any order

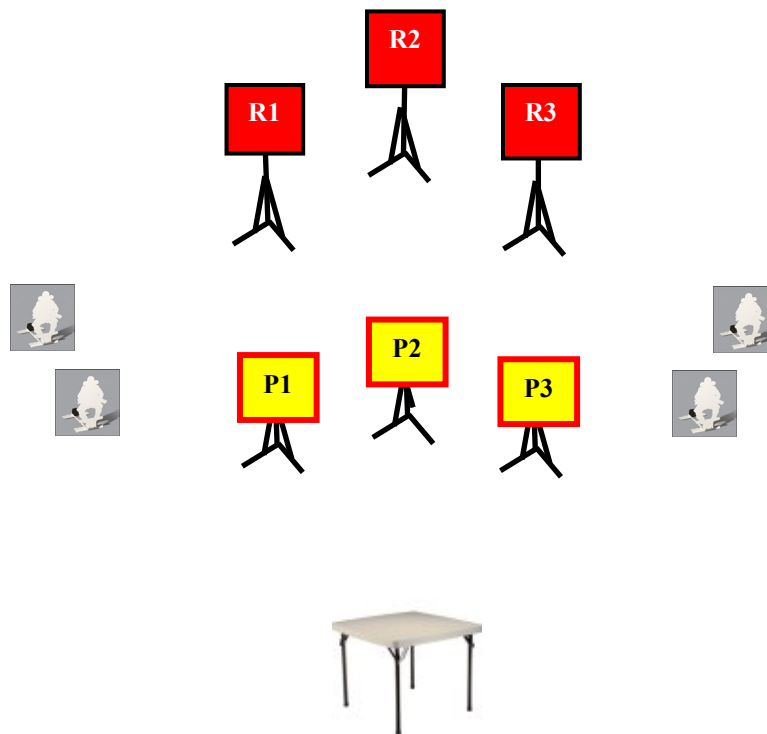
At the BEEP:

If starting with **Rifle**, on “**R1**” shoot a single tap continuous Nevada sweep for a total of 10 rounds.

If starting with **Pistol**, starting on “**P1**” shoot a single tap continuous Nevada sweep for a total of 10 rounds.

If starting with **Shotgun**, knock down the fallers on any order.

STAGE 4



STAGE 4

You will need 10 Rifle, 10 Pistol, and 2 +/- Shotgun as necessary. The shooter starts standing with both feet behind **Table**. **Rifle** is loaded and staged on **Table**; **Shotgun** is open/empty and staged on **Table** choice. The shooter indicates ready by saying:

“Dyin' ain't much of a living, boy.”
From the movie: *Outlaw Josey Wales*

Starting position: Weapon of choice in hand at low port / **Firing order:** Any order

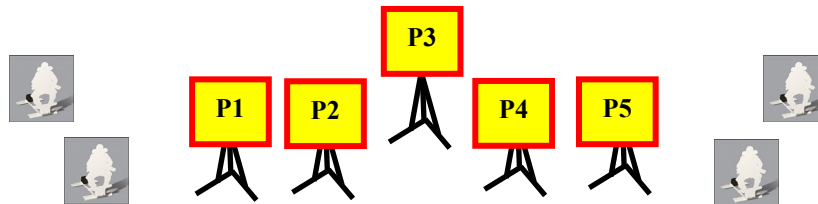
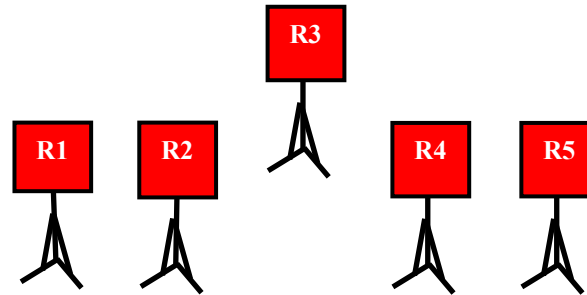
At the BEEP:

If starting with **Rifle**, alternate between targets R1 and R3, starting on either end, for 5 rounds then place 5 rounds on target R2 for a total of 10 rounds.

If starting with **Pistol**, same instructions as with the Rifle for a total of 10 rounds.

If starting with **Shotgun**, knock down the fallers on any order.

STAGE 5



STAGE 5

You will need 10 Rifle, 10 Pistol, and 2 +/- Shotgun as necessary. The shooter starts standing with both feet behind **Table**. **Rifle** is loaded and staged on **Table**. **Shotgun** is open/empty and staged on **Table**. The shooter indicates ready by saying:

“Mad-dog mean!”
From the movie: *Outlaw Josey Wales*

Starting position: SASS default / **Firing order:** Any order

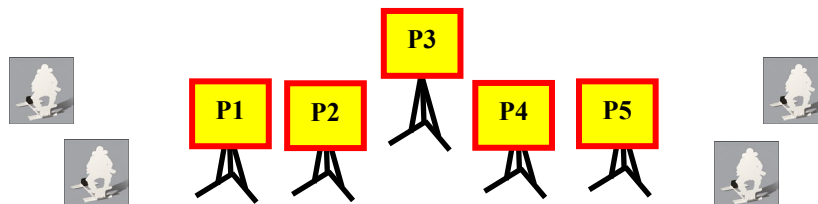
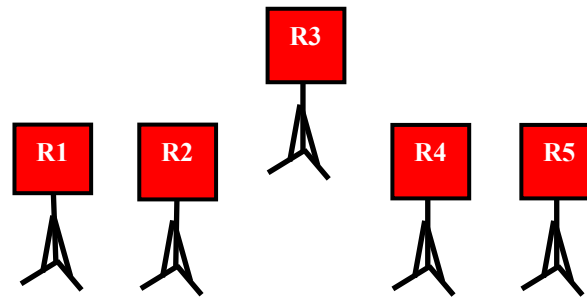
At the BEEP:

If starting with **Rifle**, from either end double tap sweep for a total of 10 rounds.

If with **Pistols**, same as Rifle instructions for a total of 10 rounds.

If with **Shotgun**, knock down the shotgun fallers in any order.

STAGE 6



STAGE 6

You will need 10 Rifle, 10 Pistol, and 2+/- Shotgun as necessary. The shooter starts standing with both feet behind **Table**. **Rifle** is loaded and staged on **Table**. **Shotgun** is open/empty and staged on **Table**. The shooter indicates ready by saying:

“Are you gonna pull those pistols or whistle Dixie?”
From the movie: *Outlaw Josey Wales*

Starting position: At the ready not touching / **Firing order:** Any order

At the BEEP:

If starting with **Rifle**, from the left single tap each target R1 – R5 (starting on either end) then double tap R2 and R4, then place the last round on R3 for a total of 10 rounds.

If with **Pistols**, same as Rifle instructions for a total of 10 rounds.

If with **Shotgun**, knock down the shotgun fallers in any order.