

Mima Marauders

January Monthly Match

3 Bays - 6 Stages



Ammo Count

59+ Rifle

59+ Pistol

20+ Shotgun

STAGE 1



STAGE 1

You will need 10 Rifle, 10 Pistol, and as many Shotgun shells as necessary. The shooter starts standing at the **Table A**. Rifle loaded and staged on **Table A**; Shotgun is open and staged on **Table B**. The shooter indicates ready by saying:

“No man knocks me out of my own house.”
from the movie *Quigley Down Under*

Starting position: Hands on shotgun belt


Firing order: Rifle, pistol, shotgun

At the BEEP: From **Table A** with **Rifle**, double tap R1, R3, R2, R4; single tap R1 then R4 for a total of 10 rounds.

From **Table A** with **Pistol**, shoot a 2-2-1 sweep on P1-P2 then from **Table B** shoot a 2-2-1 sweep for a total of 10 rounds.

With **Shotgun**, knock down the Shotgun fallers in any order.

STAGE 2



STAGE 2

You will need 10 Rifle, 10 Pistol, and as many Shotgun shells as necessary. The shooter starts standing at the **Table A**. Rifle loaded and staged on the **Table A**; Shotgun is open and staged on the **Table B**. The shooter indicates ready by saying:

“Some men are born in the wrong century.”
from the movie *Quigley Down Under*


Starting position: Hands on hat
Firing order: Rifle, pistol, shotgun

At the BEEP: From **Table A** with **Rifle**, shoot a 2-3 on R2-R3 then shoot a 2-3 on R1-R4 for a total of 10 rounds.

From **Table A** with **Pistol**, shoot a 2-3 sweep on P1-P2 then from **Table B** shoot a 2-3 sweep on P3-P4 for a total of 10 rounds.

With **Shotgun**, knock down the Shotgun fallers in any order.

STAGE 3



STAGE 3

You will need 9 Rifle, 9 Pistol, and as many Shotgun shells as necessary. The shooter starts standing with both feet behind **Table A**. Rifle is loaded / Shotgun in open and empty both staged at **Table A**. Shooter must use both positions. The shooter indicates ready by saying:

“This ain't Dodge City. And you ain't Bill Hickok.”
from the movie *Quigley Down Under*

Starting position: Hands touching pistols

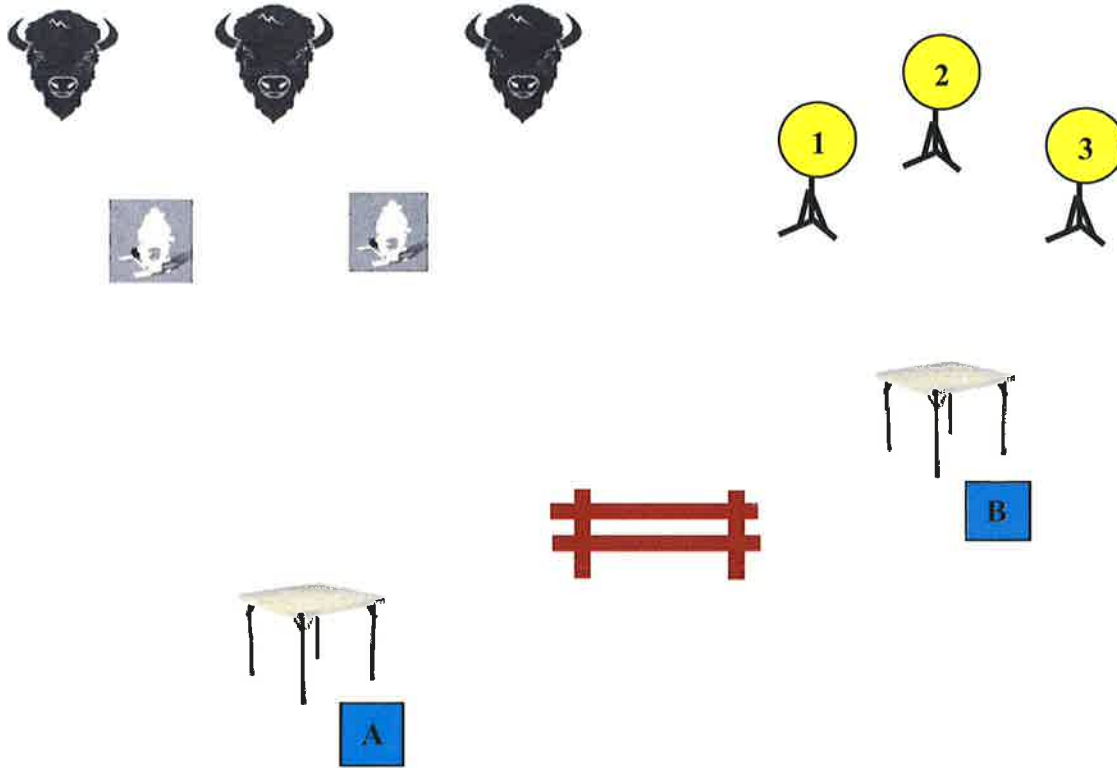
Firing order: Rifle, Shotgun, Pistol

At the BEEP: From **Table A**, with **Rifle** place 5 rounds on the center target then double tap each outside target for a total of 9 rounds.

With the **Shotgun** knock down the shotgun fallers, in any order.

From **Table B** with **Pistols** same as Rifle instructions.

STAGE 4



STAGE 4

You will need 10 Rifle, 10 Pistol, and as many Shotgun shells as necessary. The shooter starts standing with both feet behind **Table A**. Rifle is loaded / Shotgun in open and empty both staged at **Table A**. Shooter must use both positions. The shooter indicates ready by saying:

“You got one shot left in that shooter. Make the most of it.”
from the movie *Quigley Down Under*

Starting position: SASS Default



Firing order: Rifle, Shotgun, Pistol

At the BEEP: From **Table A**, with **Rifle** single tap R1, R2, R1, R3, R1 then repeat exactly for a total of 10 rounds.

With the **Shotgun** knock down the shotgun fallers, in any order.

From **Table B** with **Pistols** same as Rifle instructions.

STAGE 5



STAGE 5

You will need 10 Rifle, 10 Pistol, and as many Shotgun as necessary. The shooter starts standing with both feet behind **Table of choice**. Rifle is staged on the **Table A**; Shotgun is open and staged on either **Table B**. The shooter indicates ready by saying:

“They day God created man. Sam Colt made him equal.”
from the movie *Quigley Down Under*

Starting position: SASS Default

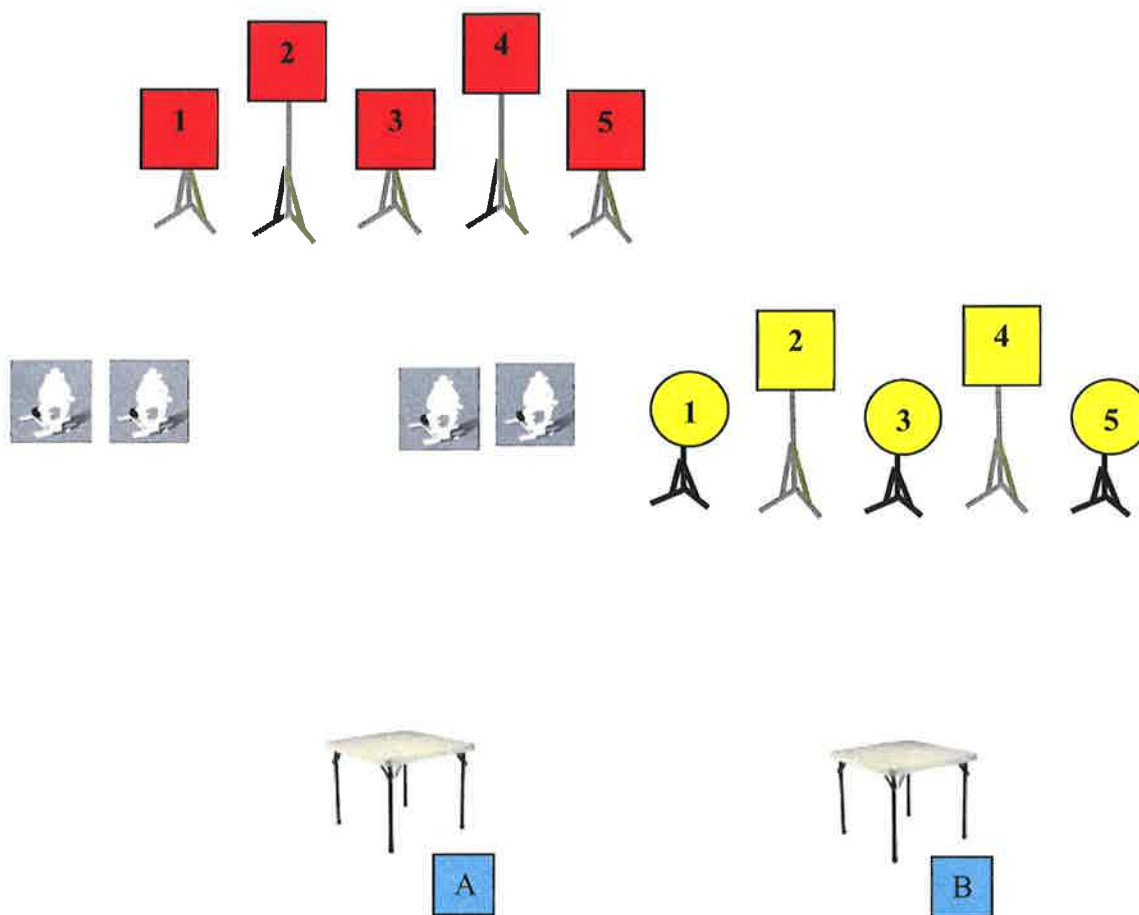
Firing order: Any order, Rifle may be last (must use both positions)

At the BEEP: at **Table A** with **Rifle**, double tap in order R1, R2, R3 then single tap alternate R2, R4 for a total of 10 rounds.

At **Table A** with **Shotgun**, knock down the fallers in any order.

At **Table B** with **Pistols**, same as the Rifle instructions for 10 rounds.

STAGE 6



STAGE 6

You will need 10 Rifle, 10 Pistol, and as many Shotgun as necessary. The shooter starts standing with both feet behind **Table of choice**. Rifle is staged on the **Table A**; Shotgun is open and staged on either **Table B**. The shooter indicates ready by saying:

“Said I didn't have much use for 'em, never said I didn't know how to use 'em.”
from the movie *Quigley Down Under*

Starting position: SASS Default

Firing order: Any order, Rifle may be last (must use both positions)

At the BEEP: at **Table A** with **Rifle**, in a clockwise circle single tap R3, R2, R4 for 5 rounds then single tap Nevada sweep R1, R3, R5 for a total of 10 rounds.

At **Table A** with **Shotgun**, knock down the fallers inside/inside then outside/outside

At **Table B** with **Pistols**, same as the Rifle instructions for 10 rounds.