

MIMA MARAUDERS

Annie Oakley Festival Stages

3 Bays – 6 Stages

Ammo Count


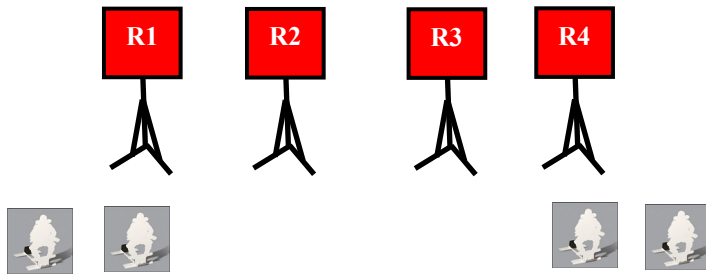
Pistol 60 +/- rounds

Rifle 62 +/- rounds

Shotgun 24 +/- rounds



STAGE 1



STAGE 1

You will need 10 Rifle, 10 Pistol, and as many Shotgun shells as necessary. The shooter starts standing at any position. Rifle is staged on the **Horse**; Shotgun is open and staged on the **Horse**. The shooter indicates ready by saying:

“No cowboy has ever been shot while doin the dishes”

Starting position: At the ready – not touching guns / **Firing order:** any order, must use both positions


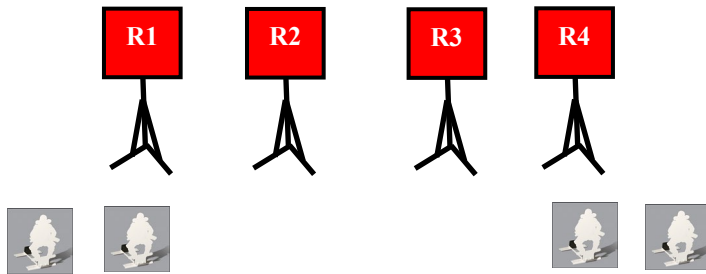
At the BEEP:

With **Rifle**, starting on the left engage R1-R3 in a single tap Nevada sweep, then repeat from the right R4-R2 for a total of 10 rounds.

With **Shotgun**, knock down the fallers in any order.

At the Table with **Pistols**, same as the Rifle instructions for a total of 10 rounds.

STAGE 2



STAGE 2

You will need 10 Rifle, 10 Pistol, and as many Shotgun shells as necessary. The shooter starts standing at any position. Rifle is staged on the **Horse**; Shotgun is open and staged on the **Horse**. The shooter indicates ready by saying:

“Sweet as sugar, hard as ice, hurt me once, I’ll shoot you twice”

Starting position: At the ready – not touching guns / **Firing order:** any order, must use both positions

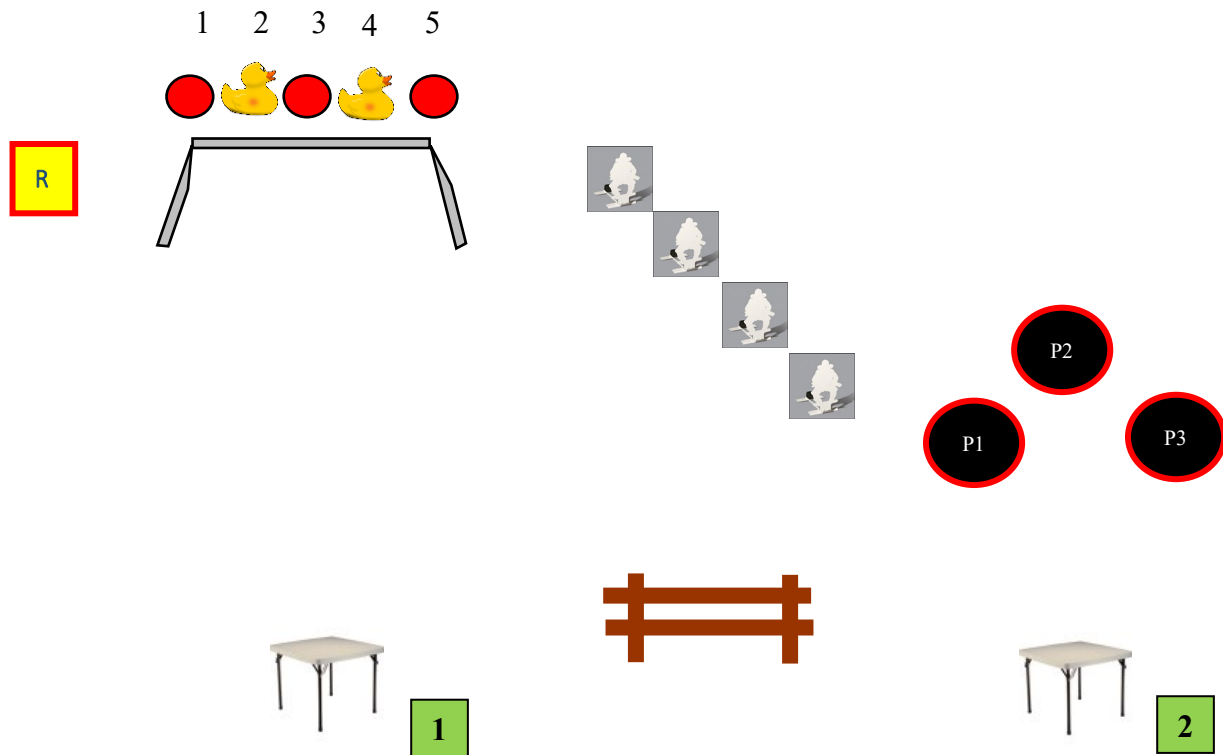
At the BEEP:

With **Rifle**, double tap R1 and R3, then triple tap R2 and R4 for a total of 10 rounds.

With **Shotgun**, engage the fallers in an outside/outside then inside/inside until down.

At the Table with **Pistols**, same as the Rifle instructions for a total of 10 rounds.

STAGE 3



STAGE 3

You will need 10 Rifle, 10 Pistol, and as many Shotgun shells as necessary. The shooter starts standing at either position. Rifle is loaded staged at **Position 1**, Shotgun is open and empty staged at **Position 2**.

The shooter indicates ready by saying:

I ain't afraid to love a man. I ain't afraid to shoot him either.

Starting position: Hands touching shotgun belt / **Firing order:** Any order, shooter must use both positions.

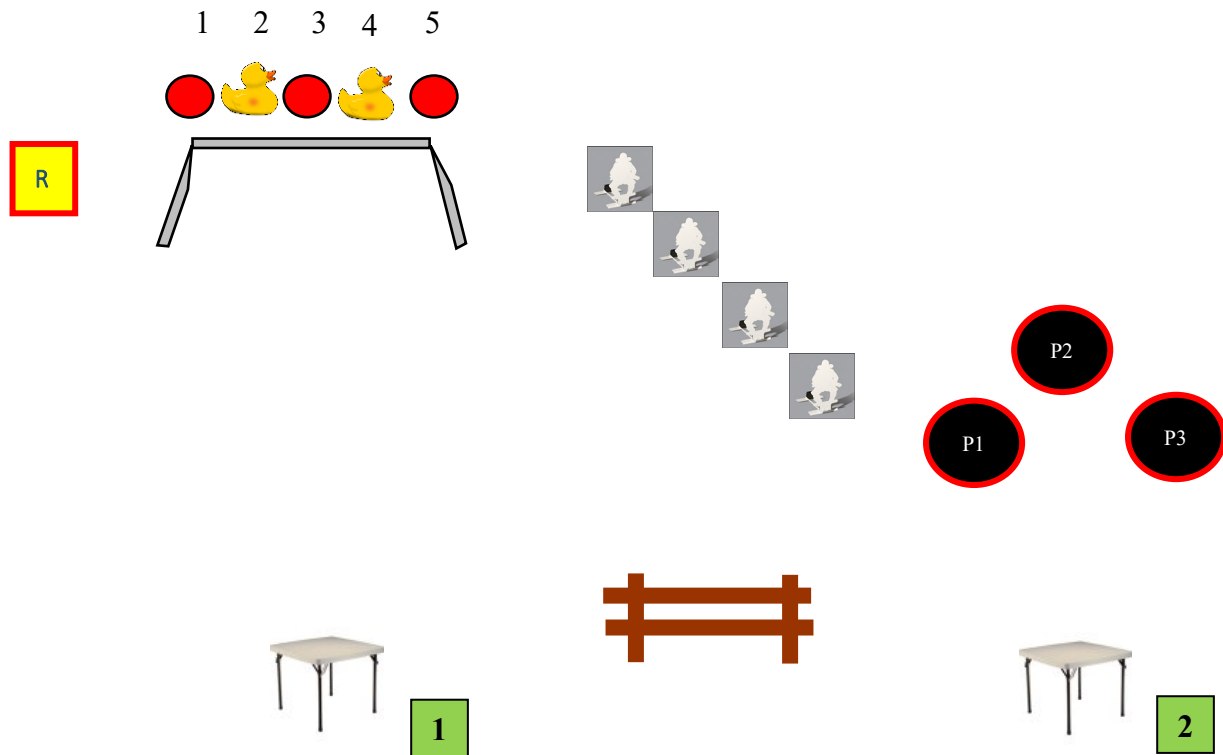
At the BEEP:

With **Rifle** engage the plate rack until down in this order (1,3,5,2,4), then place any remaining rounds on the "R" target for a 1 second bonus per round for 10 rounds. (misses on "R" target count as misses)

With the **Shotgun** engage the shotgun fallers until down.

With **Pistol(s)** engage from either end in a double tap continuous Nevada sweep for 10 rounds.

STAGE 4



STAGE 4

You will need 10 Rifle, 10 Pistol, and 4+ Shotgun shells as necessary. The shooter starts standing at either position. Rifle is loaded staged at **Position 1**, Shotgun is open and empty staged at **either Position**.

The shooter indicates ready by saying:
Find what you want, hunt it down and kill it.

Starting position: At the ready, touching gun of choice / **Firing order:** Any order, shooter must use both positions.

At the BEEP:

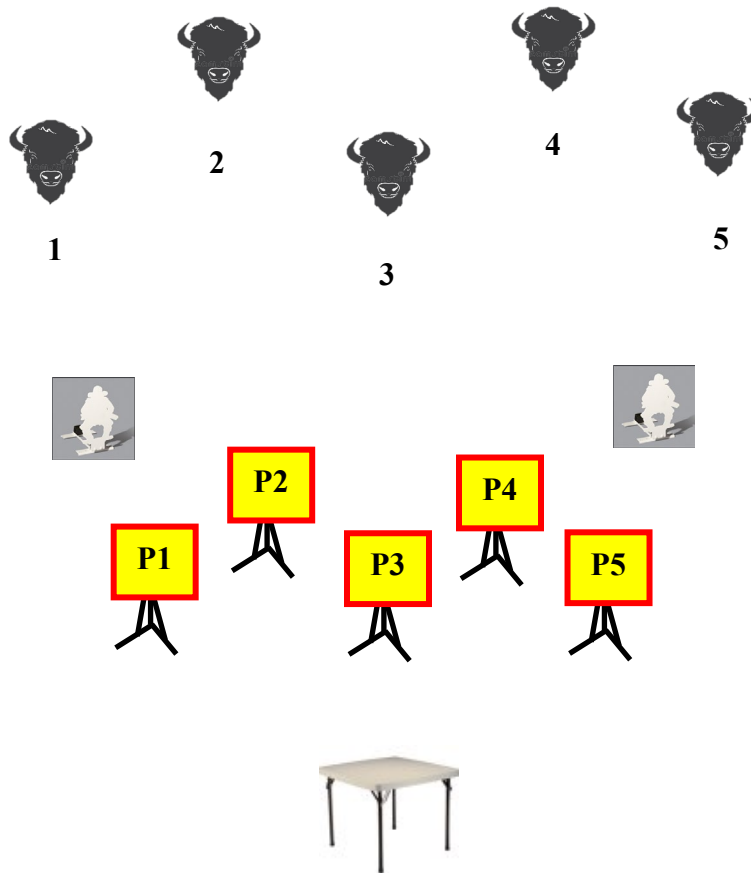
With **Rifle** engage the "R" target 5 times, then engage the plate rack. for 10 rounds. (misses on "R" target count as misses)

With the **Shotgun (IF shotgun is at Position 1)** engage the "R" once for each plate(s) that remain standing, then engage 2 shotgun fallers until down, take shotgun to Position 2.

With the **Shotgun (IF shotgun is at Position 1)** knock down 2 shotgun fallers, then take shotgun to Position 2 knock down 2 remaining shotgun fallers (2 shotgun fallers from each position).

With **Pistol(s)** engage from either end in a 4,2,4, sweep for 10 rounds.

STAGE 5



STAGE 5

You will need 10 Rifle, 10 Pistol, and as many Shotgun shells as necessary. The shooter starts standing with both feet behind the **Table**. Rifle is loaded. Shotgun is open and empty both staged on **Table**.

The shooter indicates ready by saying:
“I always bow to my enemies before I destroy em”

Starting position: At the ready, not touching guns / **Firing order:** Any order.

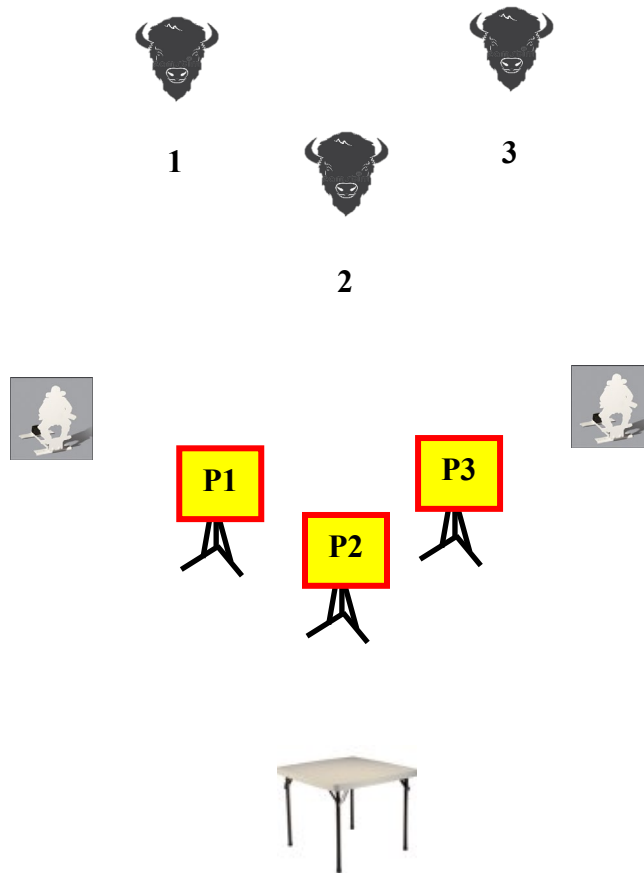
At the BEEP:

With **Rifle**, shoot in order 1,1,5,5,2,2,4,4,3,3 for a total of 10 rounds. (outside, outside, middle, middle, center)

With **Pistols**, same instruction as with the Rifle, for a total of 10 rounds.

With the **Shotgun** engage the shotgun fallers until down.

STAGE 6



STAGE 6

You will need 10+2 Rifle, 10 Pistol, and as many Shotgun shells as necessary. The shooter starts standing with both feet behind **Table**. Rifle is loaded. Shotgun is open and empty both staged on **Table**.

The shooter indicates ready by saying:
“What part of I’ll kick your butt you don’t understand”

Starting position: Gun of choice in hands / **Firing order:** Any order.

At the BEEP:

With **Rifle** shoot a 2,1,2,3,2 sweep then place 5 rounds on #2, reload 2 rounds and single tap the #1 and #3 targets for a total of 12 rounds. Reload can be done any time after the beep.

With **Pistols** shoot a 2,1,2,3,2 sweep then place 5 rounds on #2 for a total of 10 rounds.

With the **Shotgun** engage the shotgun fallers until down.