



A Profile of the **CONSTRUCTION SECTOR** IN NEW BRUNSWICK

August 2019

NBjobs.ca

Table of Contents

Current Business Environment	2
GDP and Productivity	2
Employment in New Brunswick	3
Human Resources Profile	4
Demographics	4
Major Occupations	5
Wage and Salary Information	5
Regional Highlights	6
Employers	6
Employed	6
Business Outlook 2018-2027	7
GDP Forecast	7
Employment Forecast	7
Links for Further Information	8
Government Sources	8
Sector Associations	8

Note: This profile includes data from a variety of sources that use different methodologies and are subject to periodic retroactive revisions. As a result, data from one source may not match with data from other datasets. Information about the sources and methodologies used are available upon request. In some instances source data points have been suppressed. Where this occurs, the data values presented have been inferred from non-suppressed data. Also, some totals may not equal the sum of their components due to rounding.

Sector Definition

The Construction sector comprises establishments primarily engaged in constructing, repairing and renovating buildings and engineering works, and in subdividing and developing land. These establishments may operate on their own account or under contract to other establishments or property owners. They may produce either complete or partial projects, including renovations or repairs to existing structures.

The scope of this profile includes North American Industry Classification System (NAICS 2017) sector 23.

Legend



Construction sector



All sectors



Male



New Brunswick



Canada



Female

Current Business Environment

GDP* and Productivity

In 2018:

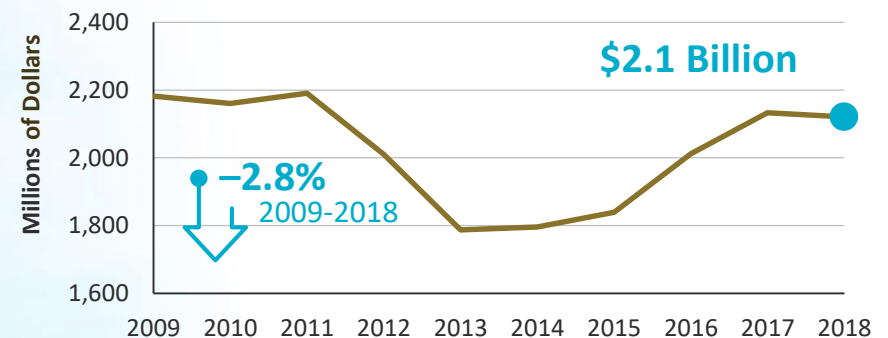
- The Construction sector represented 6.9% of New Brunswick's (NB) GDP, contributing \$2.1 billion (*chained 2012 dollars*)^{1, 2}
- NB Labour Productivity^{2, 3} (*a measure of productivity based on GDP per hour worked in the sector*):
 - This sector – \$42.42 output per hour of work (*chained 2012 dollars*)
 - Average of all sectors – \$47.57 output per hour of work (*chained 2012 dollars*)

* Gross Domestic Product

Proportion of GDP in NB: 2018¹
Construction Sector



Real GDP²
NB Construction Sector
(at Basic Prices, Chained 2012 Dollars)



Employment in New Brunswick

In 2018:

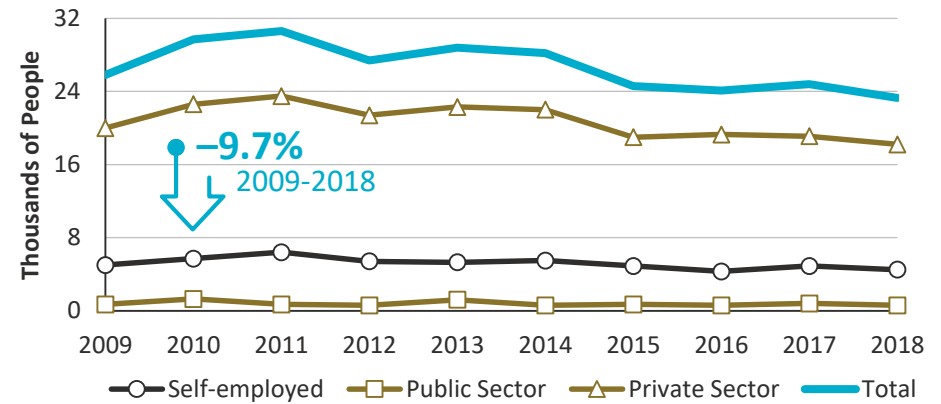
- 23,300 were employed in the NB Construction sector (97.0% full-time, 3.0% part-time)⁴
- 4,900 were unemployed⁴
- 6.6% of all employed in NB worked in this sector⁴
- 25.0% of employees in this NB sector were part of a union and/or covered by a collective agreement – versus 29.8% of all employees in the Province⁵



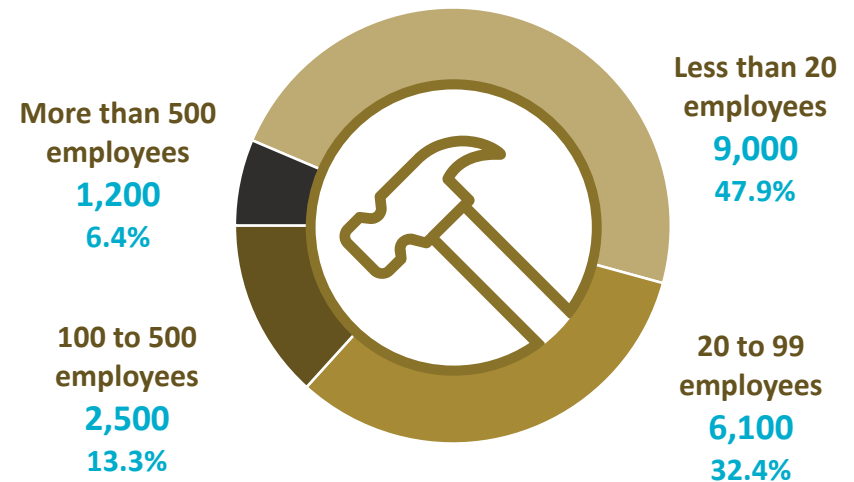
NB Unemployment Rate: 2018⁴ Construction Sector vs All Sectors



Employment: 2009-2018⁶ NB Construction Sector



Employment by Size of Employer: 2018⁷ NB Construction Sector



*This chart does not include the self-employed.

Human Resources Profile

Demographics

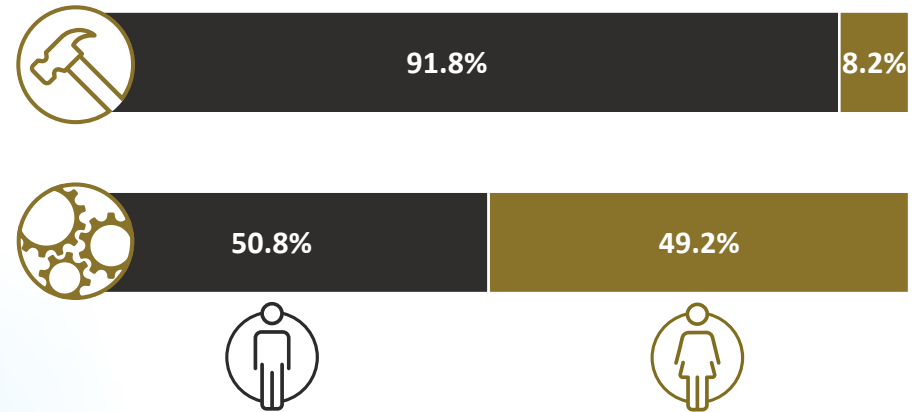
In 2018:

- 28,200 people were part of the labour force in the NB Construction sector, of which 23,300 were employed⁴

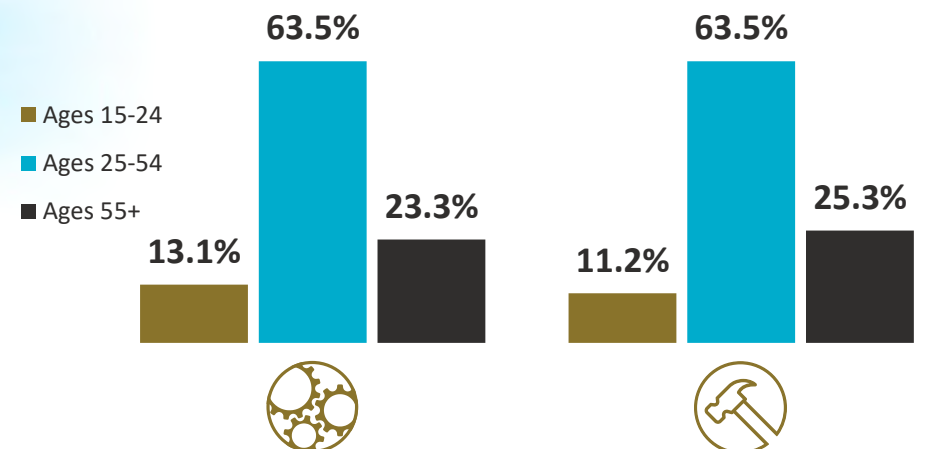
From 2009 to 2018:

- The percentage of females employed in the sector increased from 7.8% to 8.2%⁴
- The percentage of workers employed in this sector:⁴
 - Ages 15-24 decreased 2.0 percentage points
 - Ages 25-54 decreased 3.1 percentage points
 - Ages 55 and over increased 5.2 percentage points

NB Employment by Sex: 2018⁴
Construction Sector vs All Sectors



NB Employment Age Distribution: 2018⁴
Construction Sector vs All Sectors



Major Occupations

In 2018:

- 39.1% of those working in the NB Construction sector worked in one of the five National Occupation Code (NOC) occupations listed in the table to the right⁸
- These 9,600 employees represented 2.7% of all employed in NB⁸



Major Occupations: 2018 ⁸ NB Construction Sector		
Occupation	Employed	NOC
Construction trades helpers and labourers	3,100	7611
Carpenters	3,000	7271
Electricians (excluding industrial and power system)	1,400	7241
Heavy equipment operators (except crane)	1,100	7521
Construction managers	1,000	0711

Wage and Salary Information

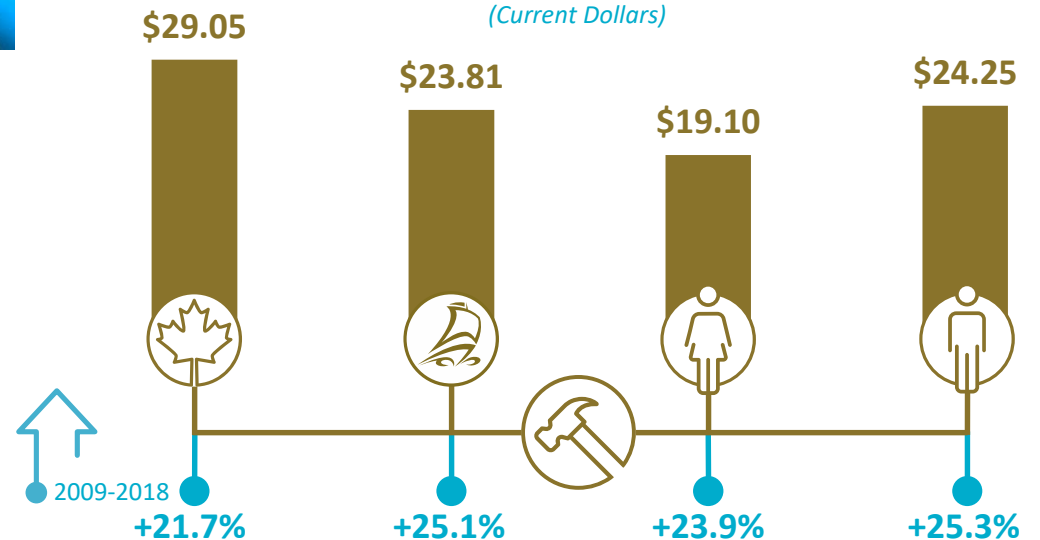
In 2018:

- The average wage in the NB Construction sector (\$23.81) was greater than the average NB wage across all sectors (\$22.89)⁹

From 2009 to 2018:

- The relative change in the sector's average wage (+25.1%) was greater than the relative change in the average NB wage across all sectors (+22.4%)⁹

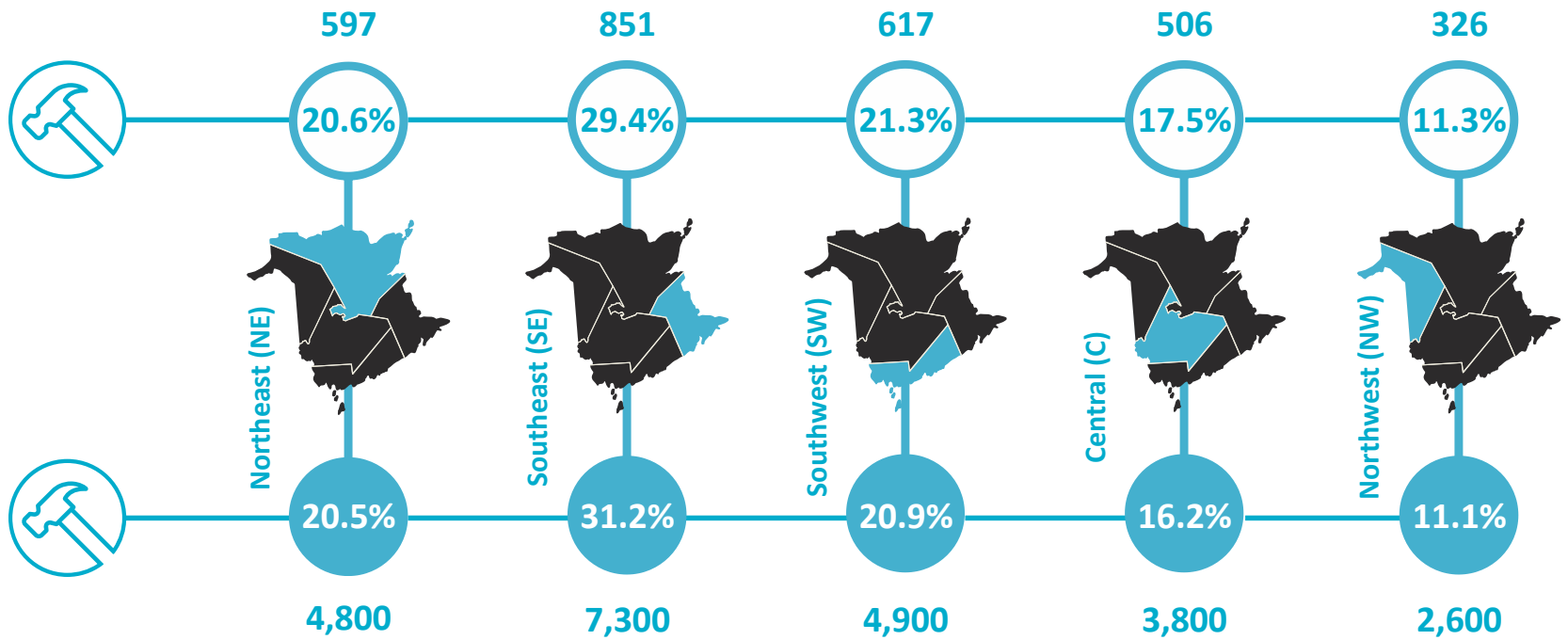
Average Hourly Wage: 2018⁹ Construction Sector (Current Dollars)



Regional Highlights

Employers

Regional Distribution: 2018¹⁰

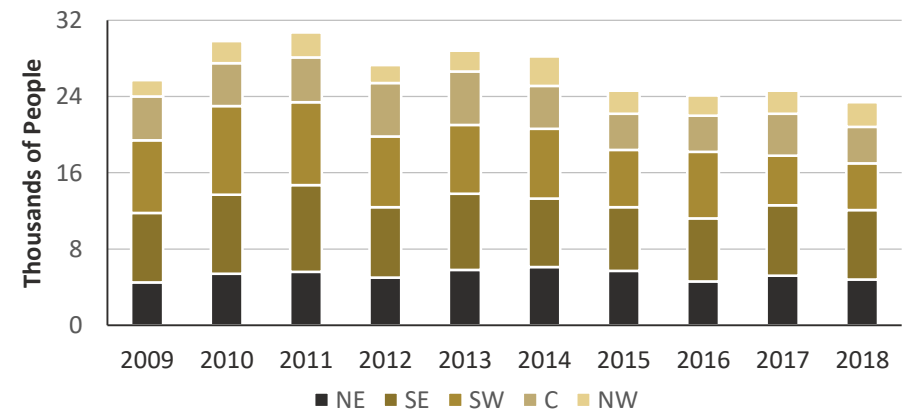


Employed

Regional Distribution: 2018¹¹

Number of Regional Employers by Employment Size: 2018 ¹⁰ NB Construction Sector					
Region	1-9	10-49	50-199	200+	Total
NE	459	124	13	1	597
SE	661	169	19	2	851
SW	467	128	18	4	617
C	387	106	13	0	506
NW	275	39	12	0	326
Unknown	58	20	2	1	81
TOTAL	2,307	586	77	8	2,978

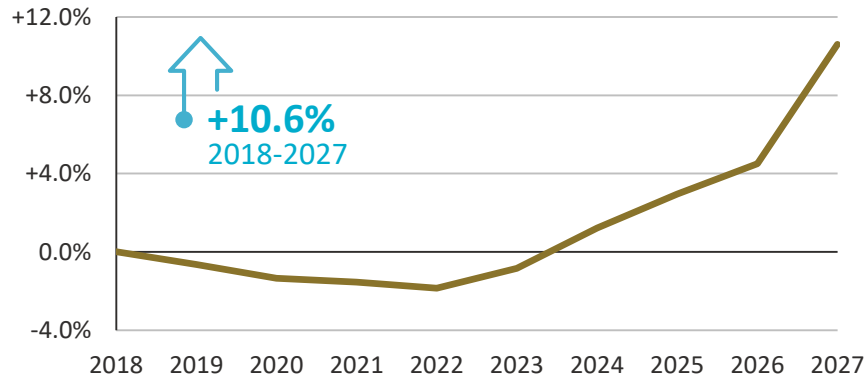
Number of Employed by Economic Region: 2009-2018¹¹
NB Construction Sector



Business Outlook 2018-2027

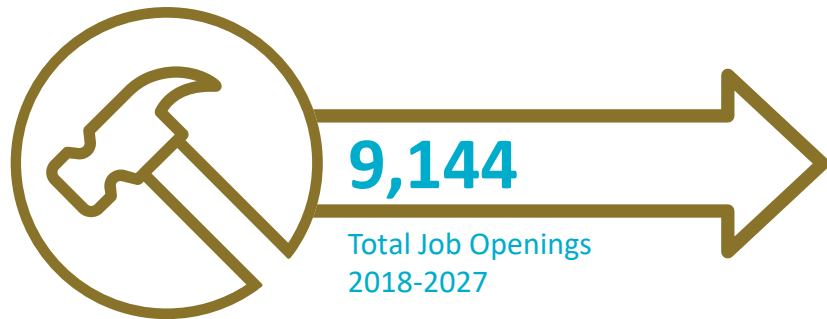
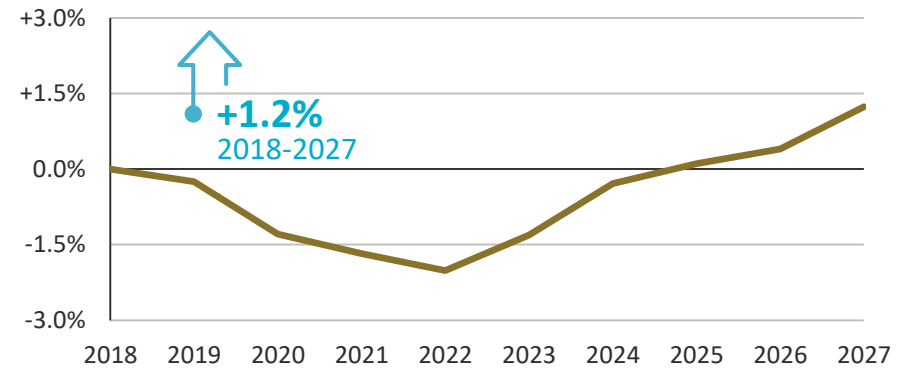
GDP Forecast

Forecasted Change in Real GDP⁸
NB Construction Sector
(Relative to 2018)

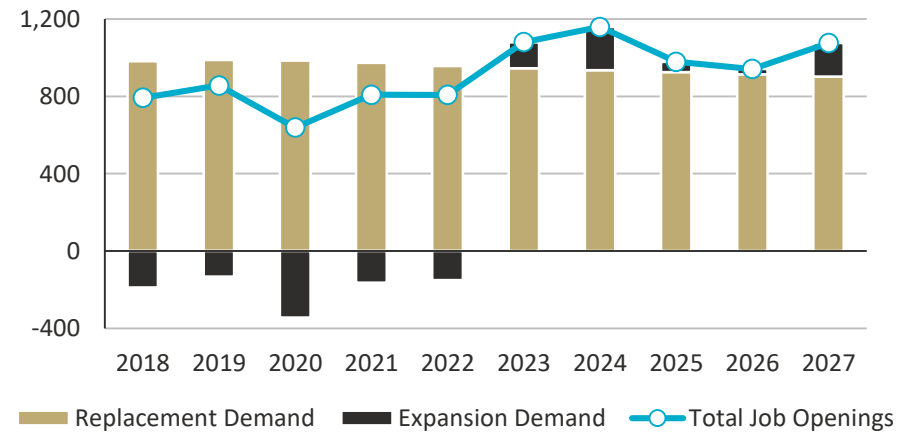


Employment Forecast

Forecasted Change in Employment⁸
NB Construction Sector
(Relative to 2018)



Forecasted Job Openings⁸
NB Construction Sector



Links for Further Information

Government Sources

- NBjobs.ca
- Labour Market Information
- Sector Definitions - North American Industry Classification System, 2017 (NAICS)
- Classification of Occupations - National Occupational Classification, 2016 (NOC)

Sector Associations

- BuildForce Canada
- Canadian Home Builders' Association: New Brunswick
- Canadian Construction Association
- Construction Association of New Brunswick
- Fredericton Northwest Construction Association
- Moncton Northeast Construction Association
- Construction Association of New Brunswick: Saint John

For Additional Information Contact:

New Brunswick Department of Post-Secondary Education,
Training and Labour

lmi@gnb.ca

Prepared by:



Data Sources

- ¹ Statistics Canada, Table 36-10-0400-01
- ² Statistics Canada, Table 36-10-0402-01
- ³ Statistics Canada, Table 36-10-0489-01
- ⁴ Statistics Canada, Table 14-10-0023-01
- ⁵ Statistics Canada, Table 14-10-0070-01
- ⁶ Statistics Canada, Table 14-10-0027-01



- ⁷ Statistics Canada, Table 14-10-0068-01
- ⁸ Stokes Economics, Customized New Brunswick Forecast
- ⁹ Statistics Canada, Table 14-10-0064-01
- ¹⁰ Statistics Canada via the Community Data Program
- ¹¹ Statistics Canada, Table 14-10-0092-01