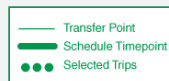




RIDE^{the} LOOP

RTA'S Route 28 in the Heart of Kettering

Route
28
12-31-23



ROUTE 28 BUS STOPS

Kettering Recreation
Complex

Stroop @ Southmoor

Dorothy @ 2001 Dorothy

Kettering Medical Center

Stroop @ Woodman

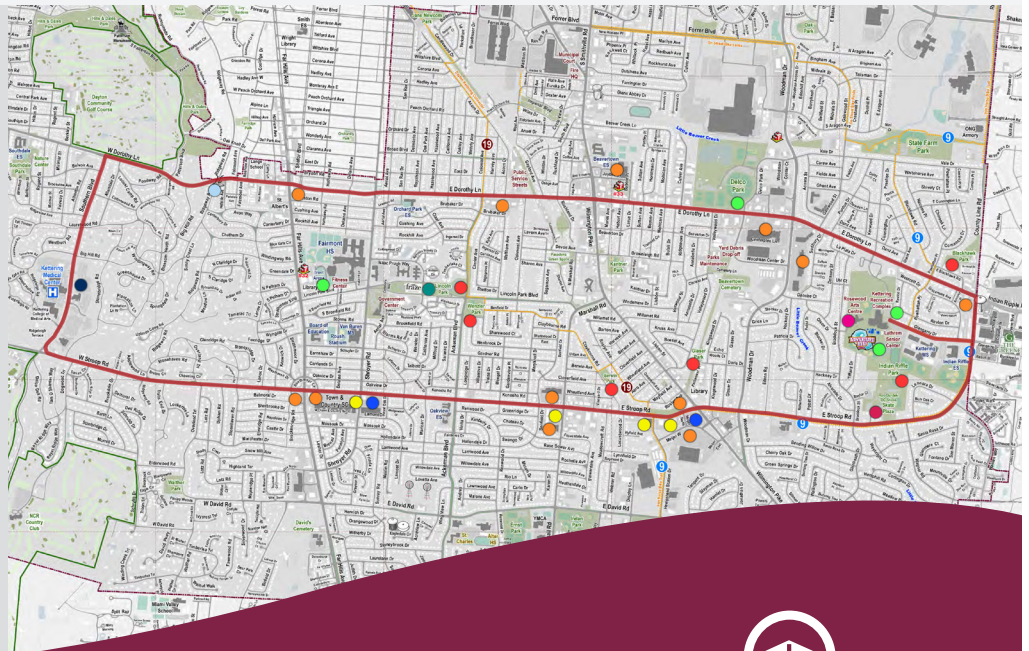
W Dorothy Ln @
Far Hills Ave

Stroop @ Far Hills

Dorothy @ Woodman

GET CONNECTED

- Oakwood Access
- Healthcare
- Shopping
- Restaurants
- Grocery Stores
- Music
- Arts
- Parks
- Recreation
- Skate Plaza



For more info
Visit the RTA website
www.iriderta.org





FARES

RTA's fare system, Tapp Pay, provides an easy way to pay your fare with two options... either with your smartphone or a smartcard. Smartcards are available at any RTA Transit Center. To access via smartphone, download the Transit app. With Tapp Pay, you'll never pay more than the daily or monthly (31-day rolling) max fare rate. When boarding scan the mobile barcode on your phone or tap your smartcard on the payment reader. Make sure to scan or tap every time you board to ensure you always get the best value! **RTA does not accept cash on-board its vehicles.**

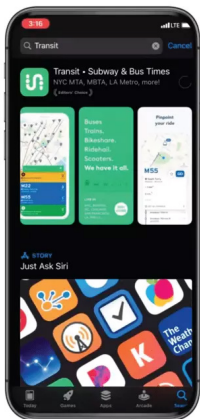
For more information visit www.iritderta.org/pay/fares.

Type of Customer	Regular Rates		
	Per Boarding	Daily Max	Monthly Max
Regular (Age 13+)	\$2.00	\$4.00	\$55.00
Reduced	\$1.00	\$2.00	\$32.00
Children (12 and under)	FREE	FREE	FREE

Reduced: Older Adults (65+) and persons with a disability may receive a reduced rate.

Children: Children age 12 and under, and 60 inches tall and under, must be accompanied by a paying parent, guardian or teacher.

First Responders: Free transportation is provided to police officers, fire officers, and plain-clothes detectives of any jurisdiction served by the RTA – when presenting their badge to the driver.



USE THE APP

To get started, download Transit app onto your smartphone by visiting the App Store or Google Play and open the app.

- 1 Login or Sign up
- 2 Add money to your Tapp Pay account
- 3 Tap "Ride Now" when boarding to open your account and scan your barcode on the payment reader

Unsure how to ride?

Watch this step by step video
www.youtube.com/watch?v=olJMH81SjKk



ADDING FUNDS

Use cash, credit or debit card to add funds to your Tapp Pay smartphone or smartcard account.

Option 1: Payment Kiosks Payment kiosks are located at every RTA transit center. All RTA payment kiosks accept debit or credit cards. At the Wright Stop Plaza Transit Center, the payment kiosks also accept cash.

Option 2: Online with the Tapp Pay Hub If you are using a smartcard, we encourage you to create a personalized account. All you need is a valid email address and create a password.

Option 3: Retail Outlets RTA has partnered with Vanilla Direct to provide retail outlets where you can conveniently add funds to your account via cash. Over 100 locations are located within close proximity to bus routes. Find retail outlets here www.iritderta.org/pay/where-add-funds.



For more info
 Visit the RTA website
www.iritderta.org

