

2022 Budget in Brief



www.baysidewi.gov

TOTAL BUDGET: \$11.3 MILLION

The Village of Bayside has earned national recognition for its budget process that annually emphasizes long range financial planning and effective program management. At its highest level, a budget identifies the needs and interests of the community and allocates available resources to those while remaining fiscally strong for the future. In crafting the following proposed budget allocations, the Village was guided by the strategic initiatives of fiscal integrity, service excellence, connected communication, sustainable resilience, and community collaboration.

The Fiscal Year 2022 Village budget combines the uncertainty of the current state of affairs in 2021 with vision, strategic planning, and fiscal prudence. The cost of operating the Village government in 2022 is nearly six percent (5.8%) higher from 2021, primarily due to increased capital projects in 2022. The continued implementation of the Village's 2018-2023 Long-Term Financial Planning allows the Village to maintain the same level of high quality of services in 2022.

The Village is compliant with State Levy Limits and the State Expenditure Restraint Program. The 2022 Village budget further adheres to the State's revised methodology for administering the Expenditure Restraint Program. In 2020, the Village examined its strategic values and modified and expanded the four strategic values in five, placing additional emphasis on equity, diversity, and inclusiveness and will continue to do so in 2022.

AWARDS



STRATEGIC INITIATIVES



Fiscal Integrity
Provide sound financial management and future financial stability.



Service Excellence
Provide solution-based innovative services.



Connected Communication
Provide proactive, reliable, and transparent communications.



Sustainable Resilience
Provide environmental stewardship and promote future resilience.



Community Collaboration
Maintain equitable, diverse, and inclusive community partnerships.

HERE TO SERVE

Village Board

Eido Walny
President

Mike Barth Trustee Darren Fisher Trustee Joshua Roling Trustee

Dan Rosenfeld Trustee Bob Rudman Trustee Margaret Zitzer Trustee

Village Staff

Andrew Pederson
Village Manager

Lynn Galyardt Admin. Services Director Liane Scharnott Comm. Center Director

Leah Hofer Asst. to the Village Manager Rich Foscatto IT Manager Doug Larsson Police Chief Shane Albers Operations Superintendent

REVENUES

TOTAL REVENUE (SOURCES): **\$11,366,565**

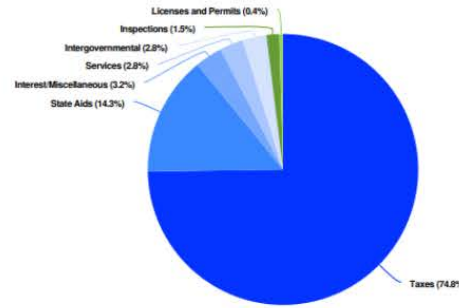
EXPENDITURES

TOTAL (SOURCES): **\$11,366,565**

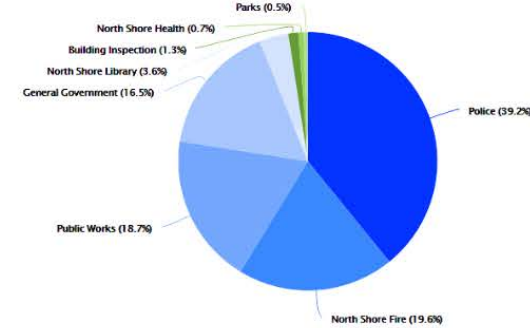
FY 2022 BUDGET QUICK FACTS

- Overall property tax levy is \$4,665,006, an increase of 1.10% from 2021.
 - From 2017 to 2022,
 - Overall property tax levy has increased \$183,825 or 4.15%.
 - Consumer Price Index has increased 11.10%.
 - In the last 10 years, property taxes have increased by 6.62% while the Consumer Price Index has increased by 18.77%.
- Utilizes statutory levy limit increases of:
 - Net new construction of \$20,274.
 - Reduction of Personal Property Aid of \$1,738.
 - Joint Fire Department levy exemption of \$21,163.
 - Debt Service exemption of \$67,000.
- The 1.10% increase represents a commitment to maintain and enhance Village infrastructure, maintain quality services, and cover Village debt service.
- The tax (mill) rate for 2022 decreases by 2.45% from \$6.91/\$1,000 to \$6.74/\$1,000.
- Overall expenditure plan of \$11,366,565 is 7.84% more than 2021.
- Of each tax dollar collected, approximately 25 cents go to the Village. The remaining 75 cents is distributed accordingly to the other seven (7) taxing jurisdictions.
- The Village continues to diversify its revenue sources as 44.7% of revenue comes from property taxes.
- The sanitary sewer user fee is \$505 in 2022, a \$0.75/month increase from 2021.
- The storm water management utility fee is \$253 in 2022, a \$0.75/month increase from 2021.
- The average home is assessed at \$398,995. That average home pays property taxes of \$2,689.23 per year for Village-provided services. Monthly, that equates to \$224.10, compared to \$220.32 in 2021.

REVENUES




EXPENDITURES



*General Fund Only

HOW ARE MY TAX DOLLARS SPENT?

Milwaukee County Fox Point-Bayside Schools



Milwaukee County Maple Dale-Indian Hill Schools



Ozaukee County Fox Point-Bayside Schools

