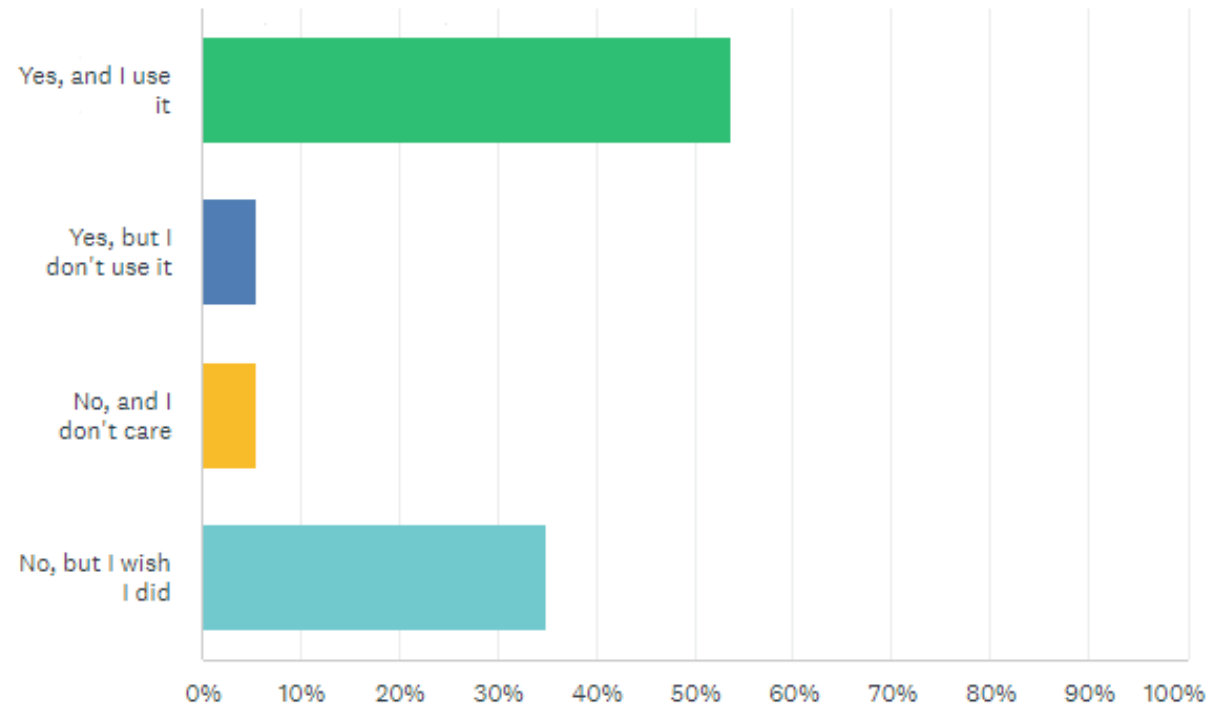


Do you have parks/open space in your current residential neighborhood?

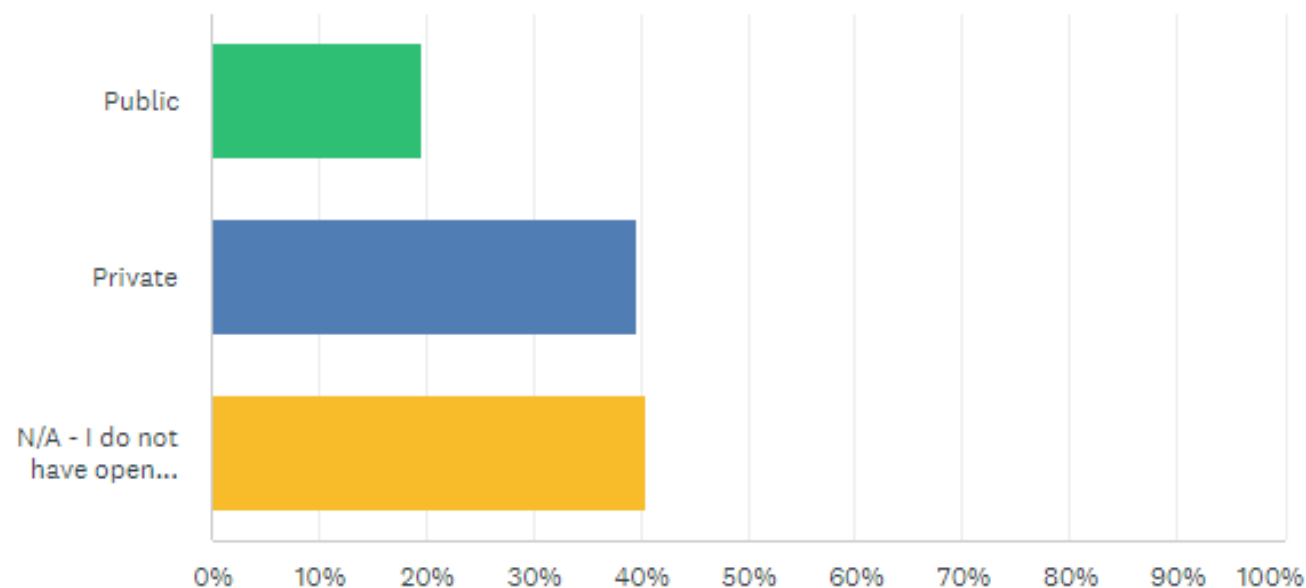
Answered: 249 Skipped: 0



ANSWER CHOICES	RESPONSES
▼ Yes, and I use it	53.82% 134
▼ Yes, but I don't use it	5.62% 14
▼ No, and I don't care	5.62% 14
▼ No, but I wish I did	34.94% 87
TOTAL	249

Is this park/open space publicly maintained by the city of Belmont or privately maintained by the HOA?

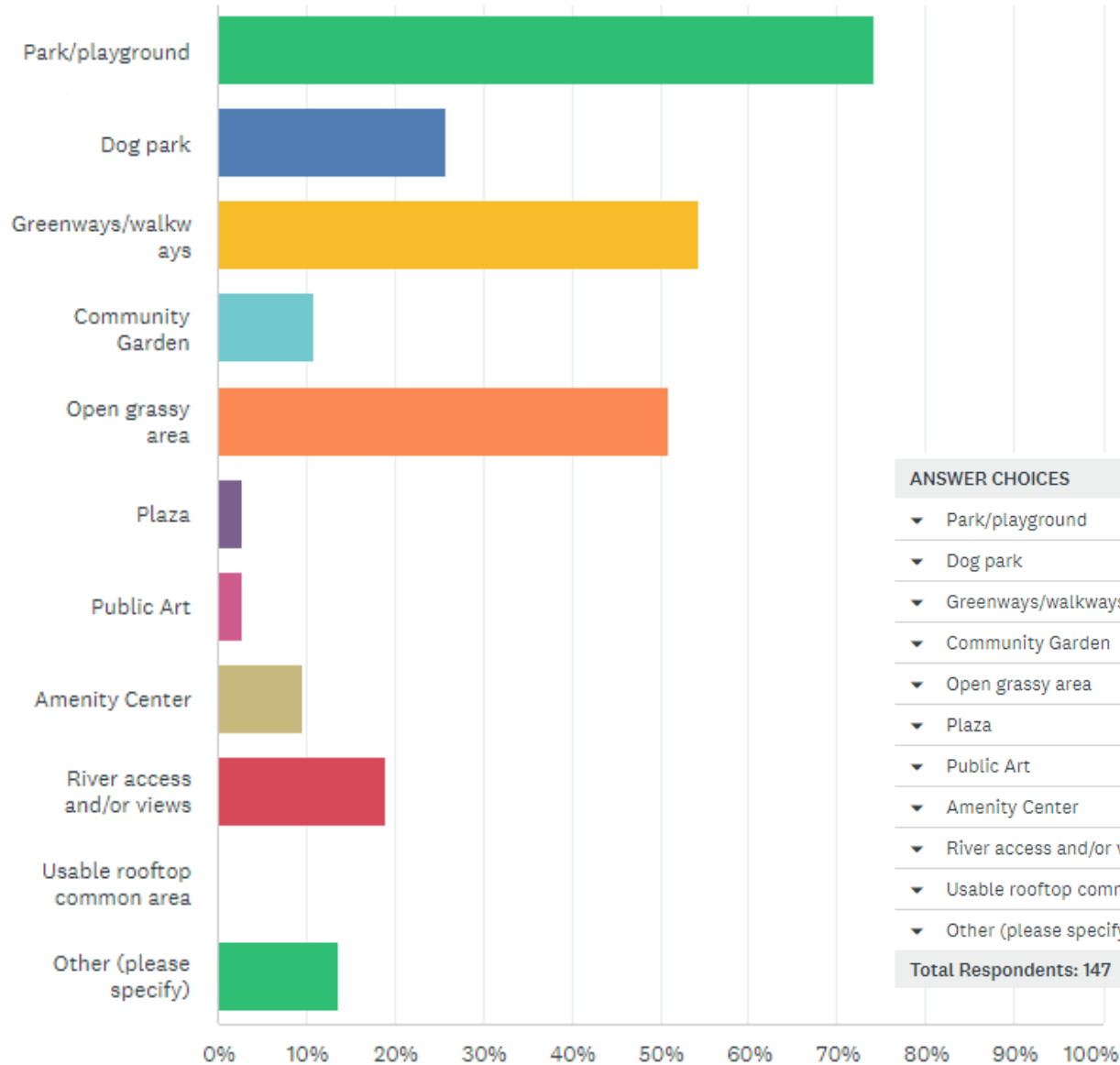
Answered: 249 Skipped: 0



ANSWER CHOICES	RESPONSES
▼ Public	19.68% 49
▼ Private	39.76% 99
▼ N/A - I do not have open space.	40.56% 101
TOTAL	249

If you answered yes, what type of open space does your neighborhood have? Select all that apply.

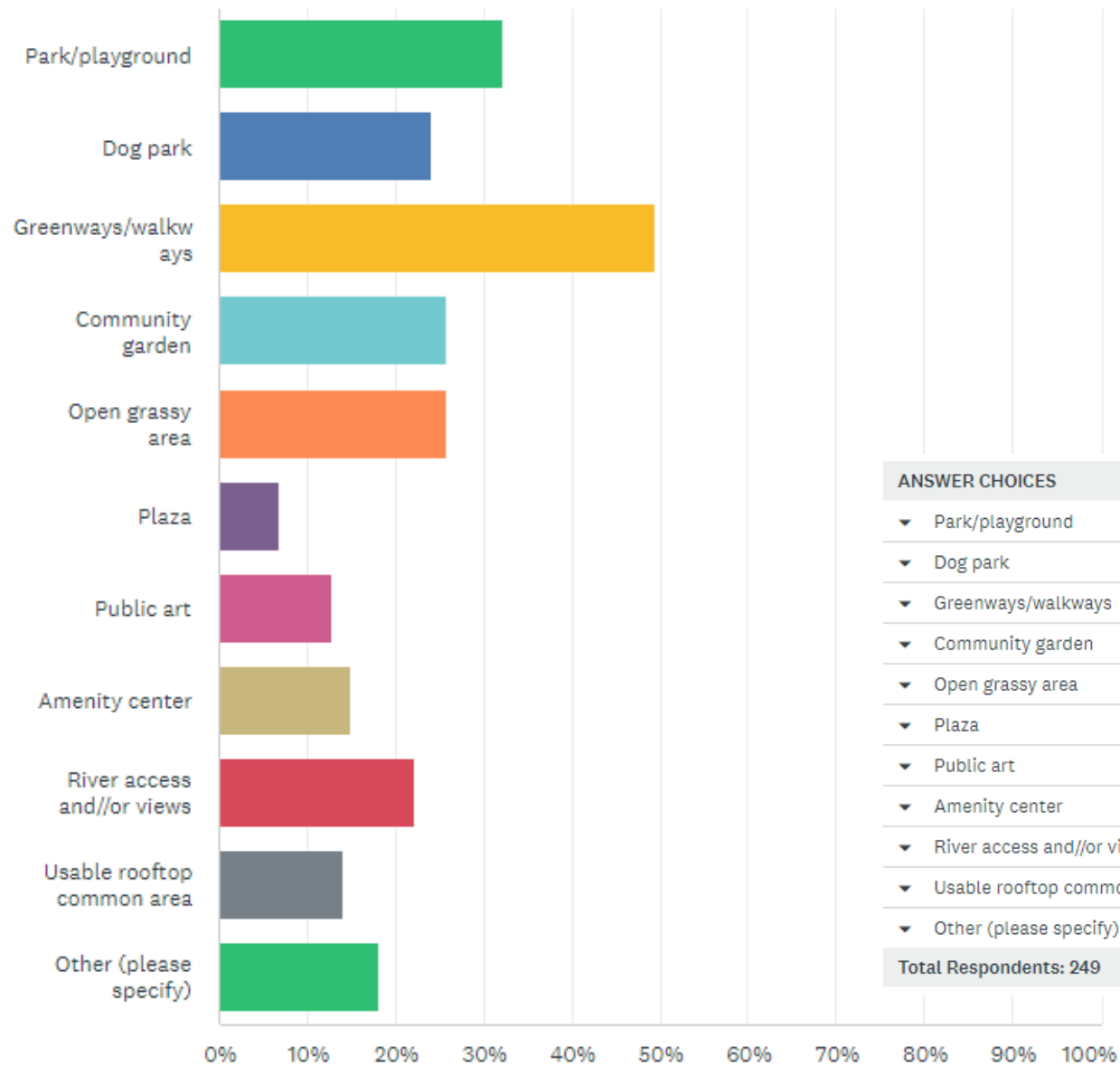
Answered: 147 Skipped: 102



ANSWER CHOICES	RESPONSES
▼ Park/playground	74.15% 109
▼ Dog park	25.85% 38
▼ Greenways/walkways	54.42% 80
▼ Community Garden	10.88% 16
▼ Open grassy area	51.02% 75
▼ Plaza	2.72% 4
▼ Public Art	2.72% 4
▼ Amenity Center	9.52% 14
▼ River access and/or views	19.05% 28
▼ Usable rooftop common area	0.00% 0
▼ Other (please specify) Responses	13.61% 20
Total Respondents: 147	

What type of open space do you wish your neighborhood had? Select all that apply.

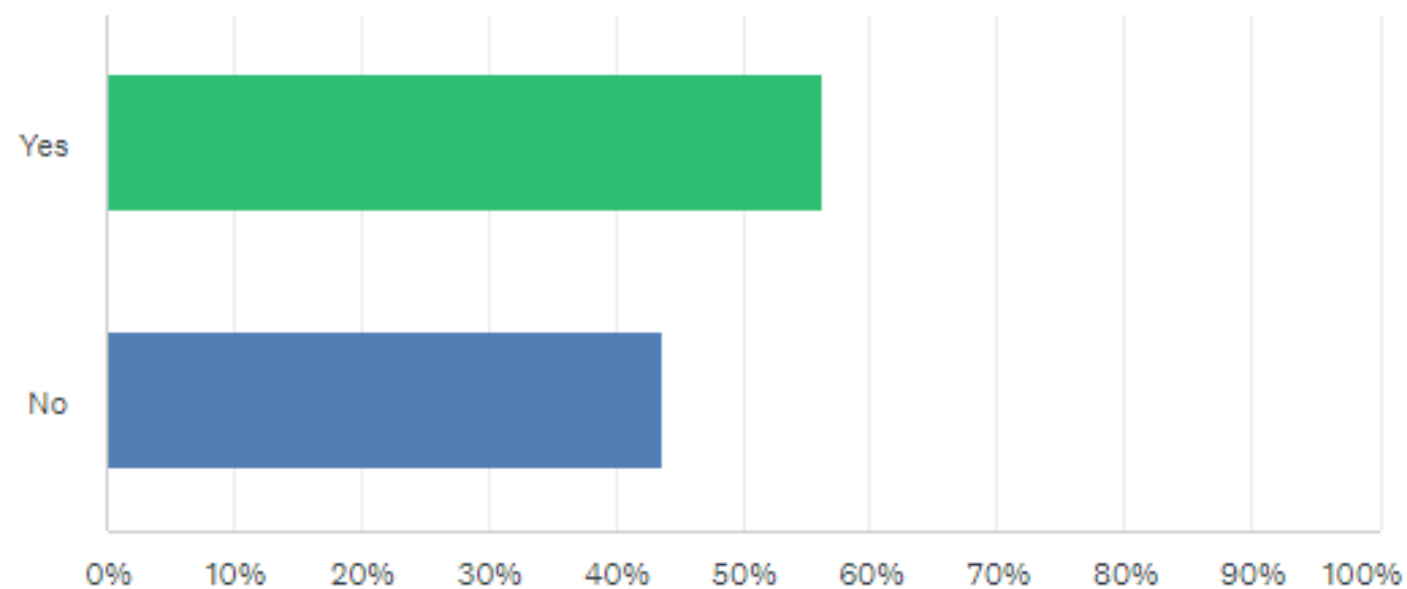
Answered: 249 Skipped: 0



ANSWER CHOICES	RESPONSES
▼ Park/playground	32.13% 80
▼ Dog park	24.10% 60
▼ Greenways/walkways	49.40% 123
▼ Community garden	25.70% 64
▼ Open grassy area	25.70% 64
▼ Plaza	6.83% 17
▼ Public art	12.85% 32
▼ Amenity center	14.86% 37
▼ River access and/or views	22.09% 55
▼ Usable rooftop common area	14.06% 35
▼ Other (please specify) Responses	18.07% 45
Total Respondents: 249	

Did access to parks/open space have an impact on why you chose your current residence location?

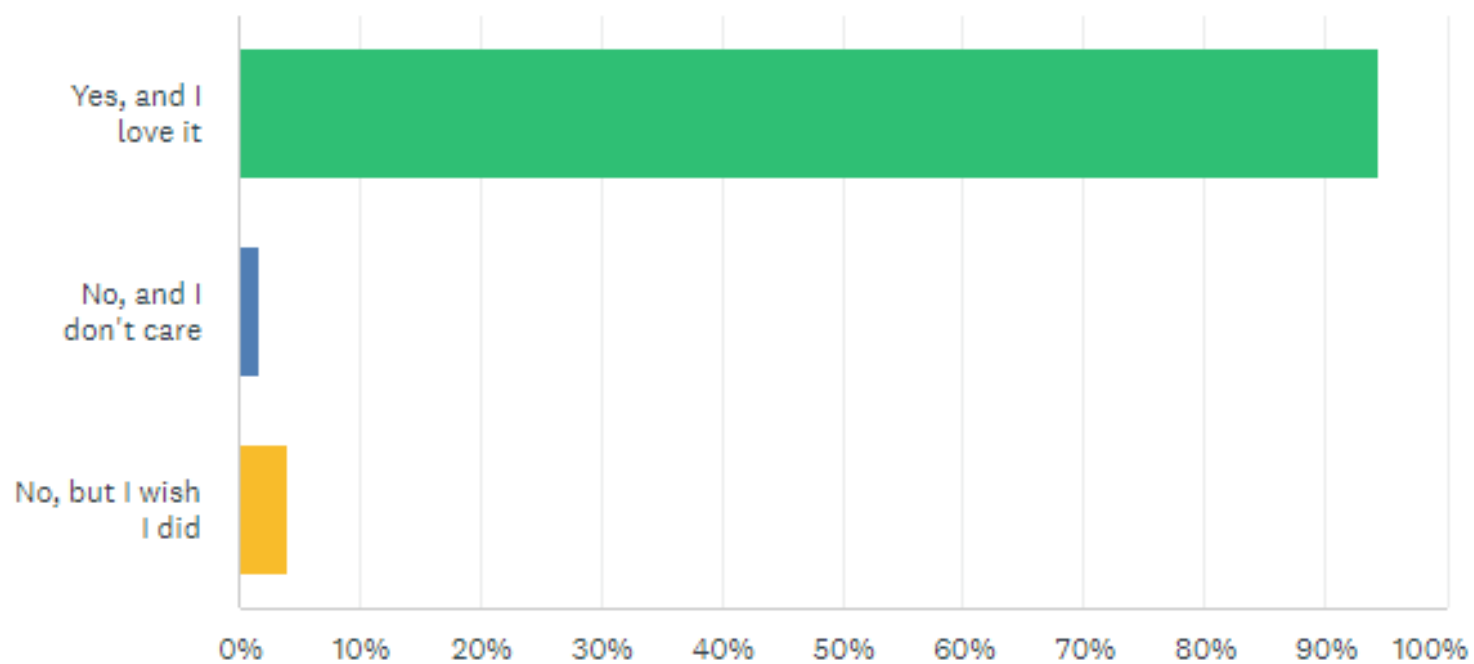
Answered: 249 Skipped: 0



ANSWER CHOICES	RESPONSES
Yes	56.22% 140
No	43.78% 109
TOTAL	249

Do you utilize public parks/open space within Belmont as a whole?

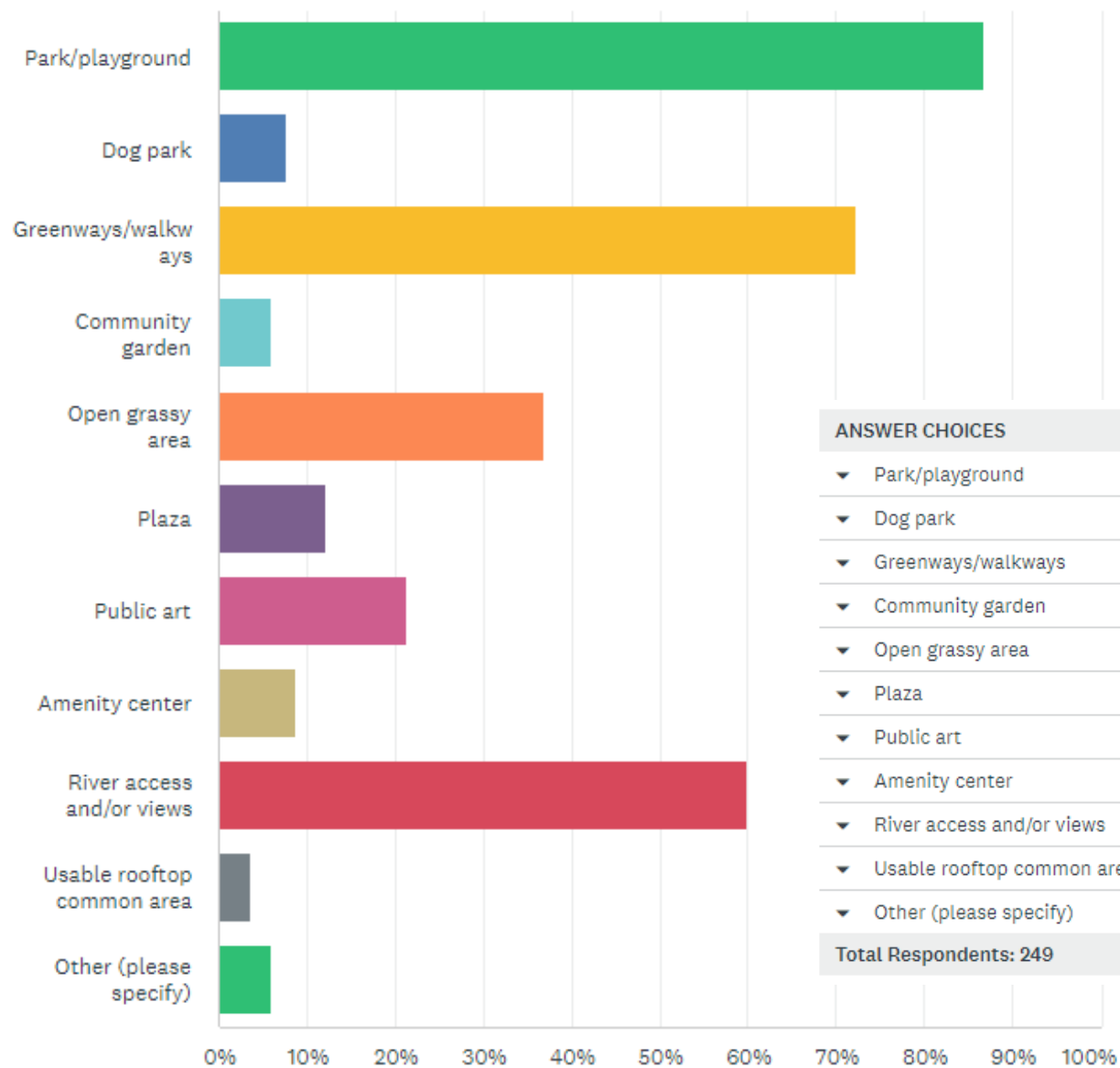
Answered: 249 Skipped: 0



ANSWER CHOICES	RESPONSES
Yes, and I love it	94.38% 235
No, and I don't care	1.61% 4
No, but I wish I did	4.02% 10
TOTAL	249

What type of parks/open space do you utilize in Belmont? Select all that apply.

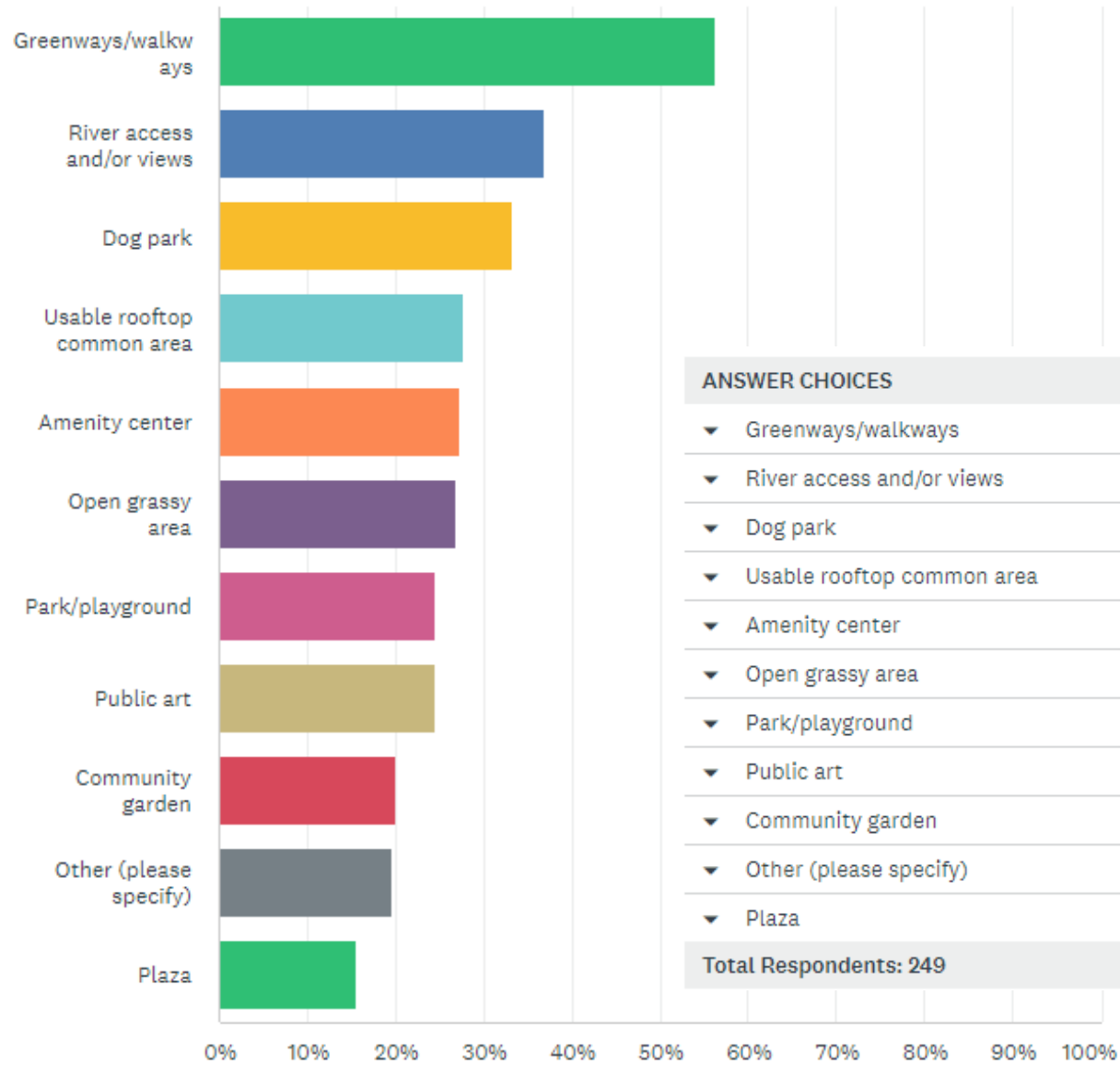
Answered: 249 Skipped: 0



ANSWER CHOICES	RESPONSES
▼ Park/playground	86.75% 216
▼ Dog park	7.63% 19
▼ Greenways/walkways	72.29% 180
▼ Community garden	6.02% 15
▼ Open grassy area	36.95% 92
▼ Plaza	12.05% 30
▼ Public art	21.29% 53
▼ Amenity center	8.84% 22
▼ River access and/or views	59.84% 149
▼ Usable rooftop common area	3.61% 9
▼ Other (please specify)	Responses 6.02% 15
Total Respondents: 249	

What type of open space do you wish Belmont, as a city, had more of and/or had at all? Select all that apply.

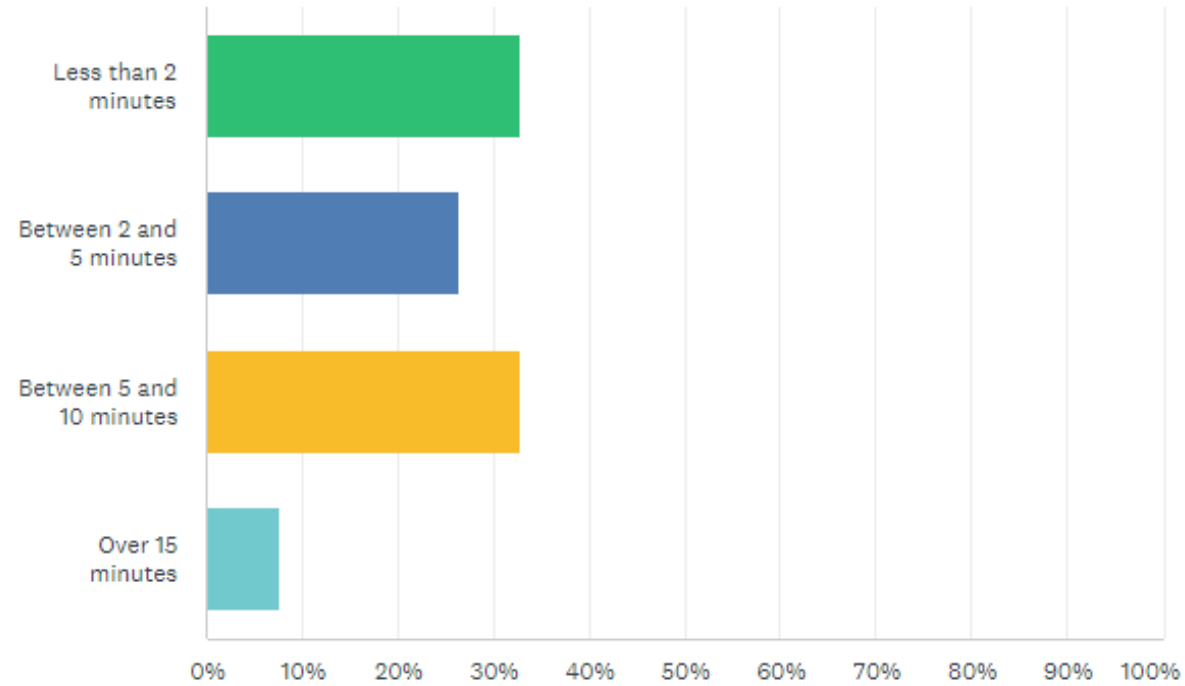
Answered: 249 Skipped: 0



ANSWER CHOICES	RESPONSES
▼ Greenways/walkways	56.22% 140
▼ River access and/or views	36.95% 92
▼ Dog park	33.33% 83
▼ Usable rooftop common area	27.71% 69
▼ Amenity center	27.31% 68
▼ Open grassy area	26.91% 67
▼ Park/playground	24.50% 61
▼ Public art	24.50% 61
▼ Community garden	20.08% 50
▼ Other (please specify)	Responses 19.68% 49
▼ Plaza	15.66% 39
Total Respondents: 249	

On average, how long does it take you to get to your most utilized open space area via car?

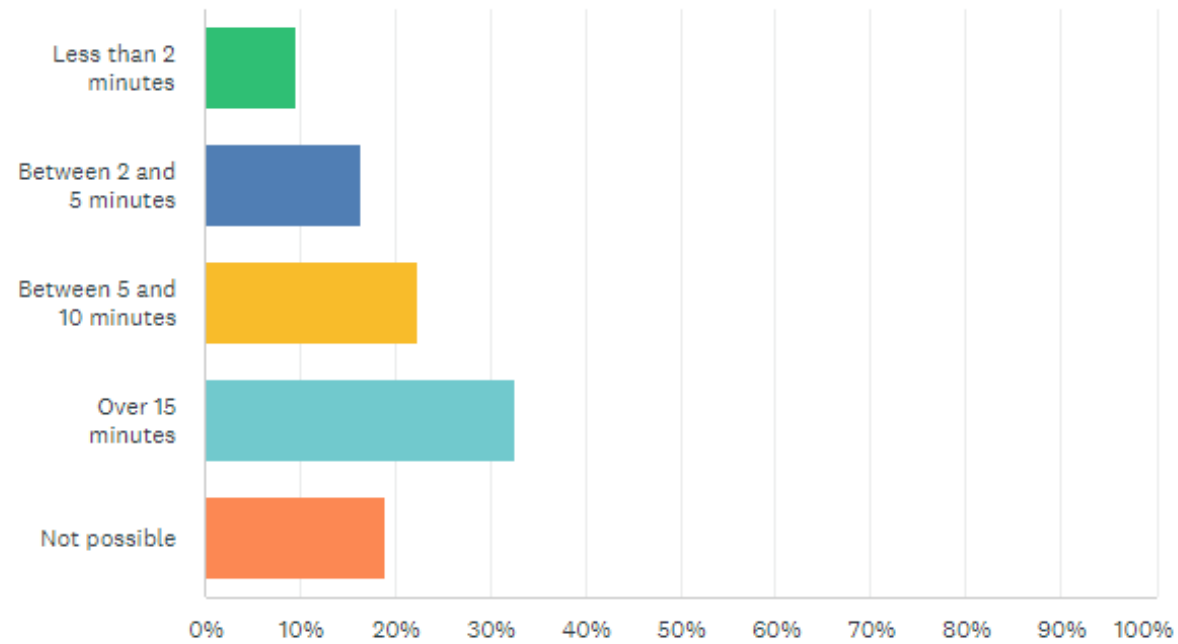
Answered: 249 Skipped: 0



ANSWER CHOICES	RESPONSES
▼ Less than 2 minutes	32.93% 82
▼ Between 2 and 5 minutes	26.51% 66
▼ Between 5 and 10 minutes	32.93% 82
▼ Over 15 minutes	7.63% 19
TOTAL	249

On average, how long does it take you to get to your most utilized open space area via walking?

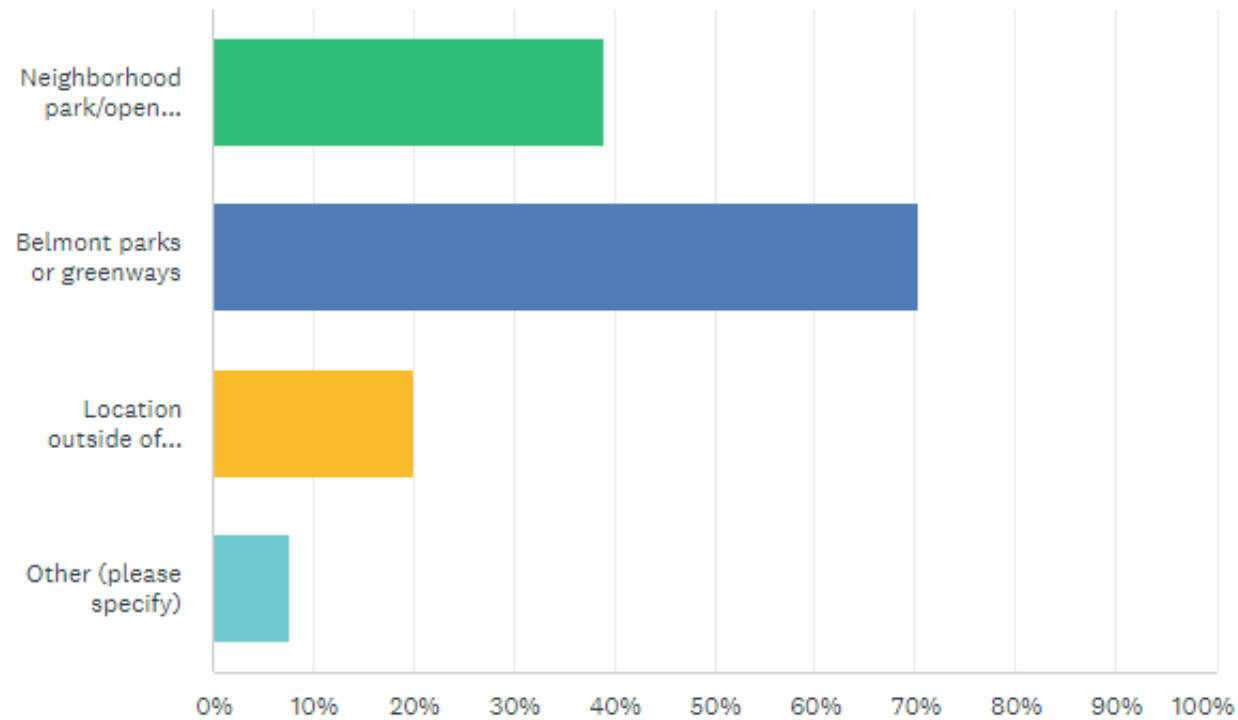
Answered: 249 Skipped: 0



ANSWER CHOICES	RESPONSES
▼ Less than 2 minutes	9.64% 24
▼ Between 2 and 5 minutes	16.47% 41
▼ Between 5 and 10 minutes	22.49% 56
▼ Over 15 minutes	32.53% 81
▼ Not possible	18.88% 47
TOTAL	249











Where is the open space you visit most frequently? Select all that apply.

Answered: 249 Skipped: 0



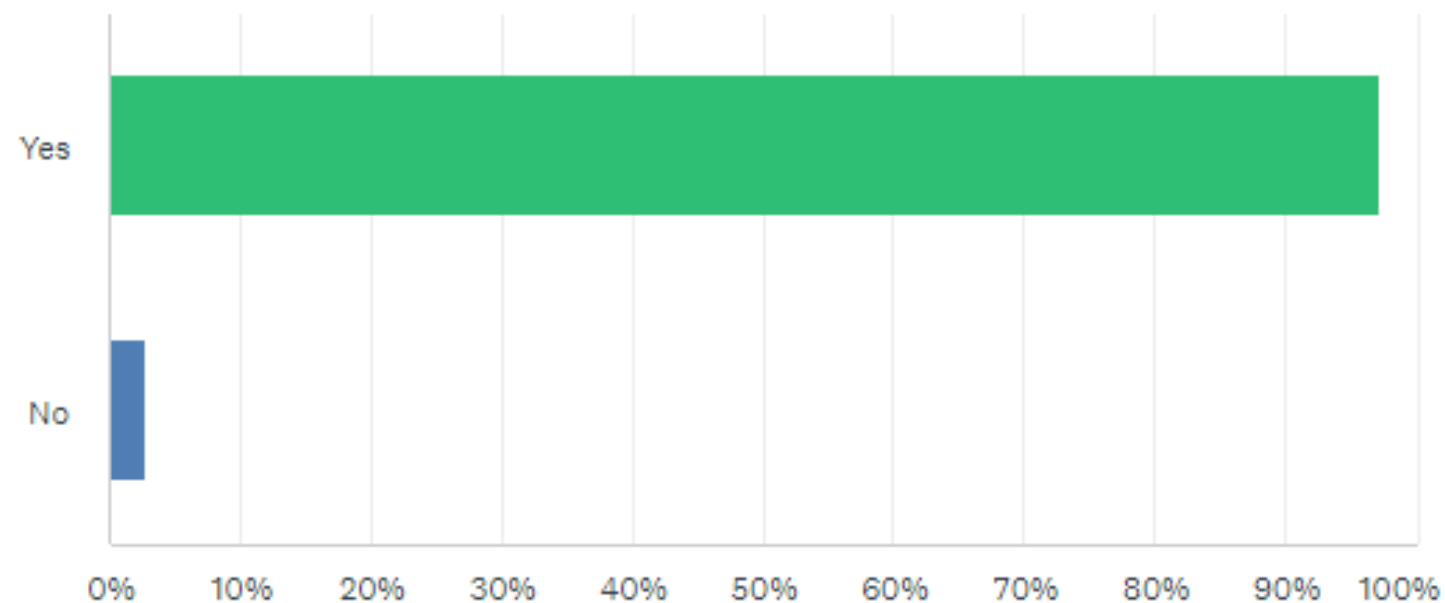
ANSWER CHOICES		RESPONSES	
▼ Neighborhood park/open spaces		38.96%	97
▼ Belmont parks or greenways		70.28%	175
▼ Location outside of Belmont		20.08%	50
▼ Other (please specify)	Responses	7.63%	19
Total Respondents: 249			

Where are some of the places you visit most frequently?

▼ Stowe Park		49.80%	124
▼ Park		29.72%	74
▼ Davis Park		22.49%	56
▼ Rocky Branch		10.44%	26
▼ Goat Island		7.63%	19
▼ downtown		7.23%	18
▼ trails		6.43%	16
▼ greenway		5.22%	13
▼ Neighborhood		5.22%	13
▼ walking		4.82%	12

Do you live or work in Belmont?

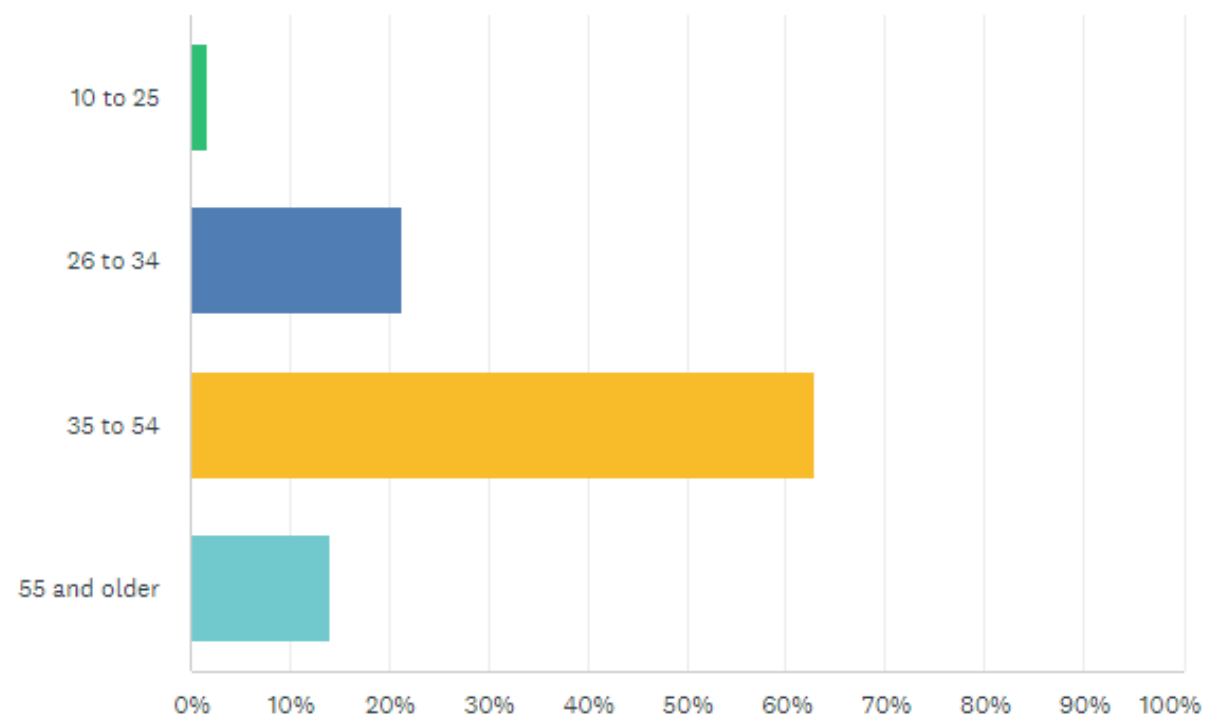
Answered: 249 Skipped: 0



ANSWER CHOICES	RESPONSES
Yes	97.19% 242
No	2.81% 7
TOTAL	249

How old are you?

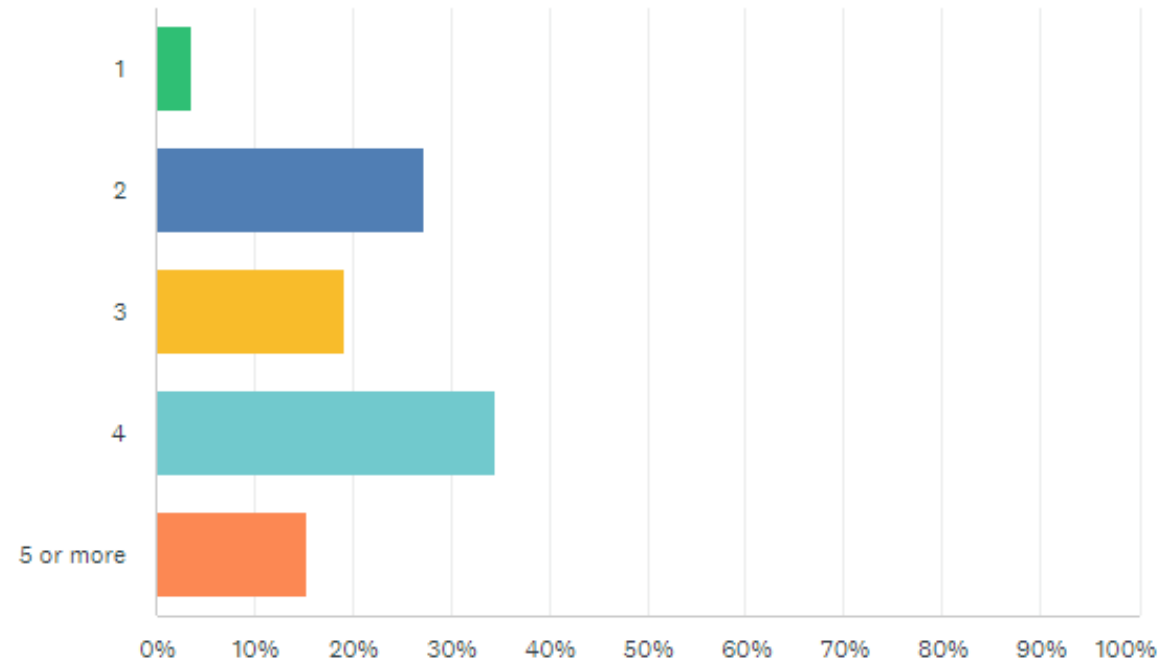
Answered: 248 Skipped: 1



ANSWER CHOICES	RESPONSES
▼ 10 to 25	1.61% 4
▼ 26 to 34	21.37% 53
▼ 35 to 54	62.90% 156
▼ 55 and older	14.11% 35
TOTAL	248

How many people are in your household?

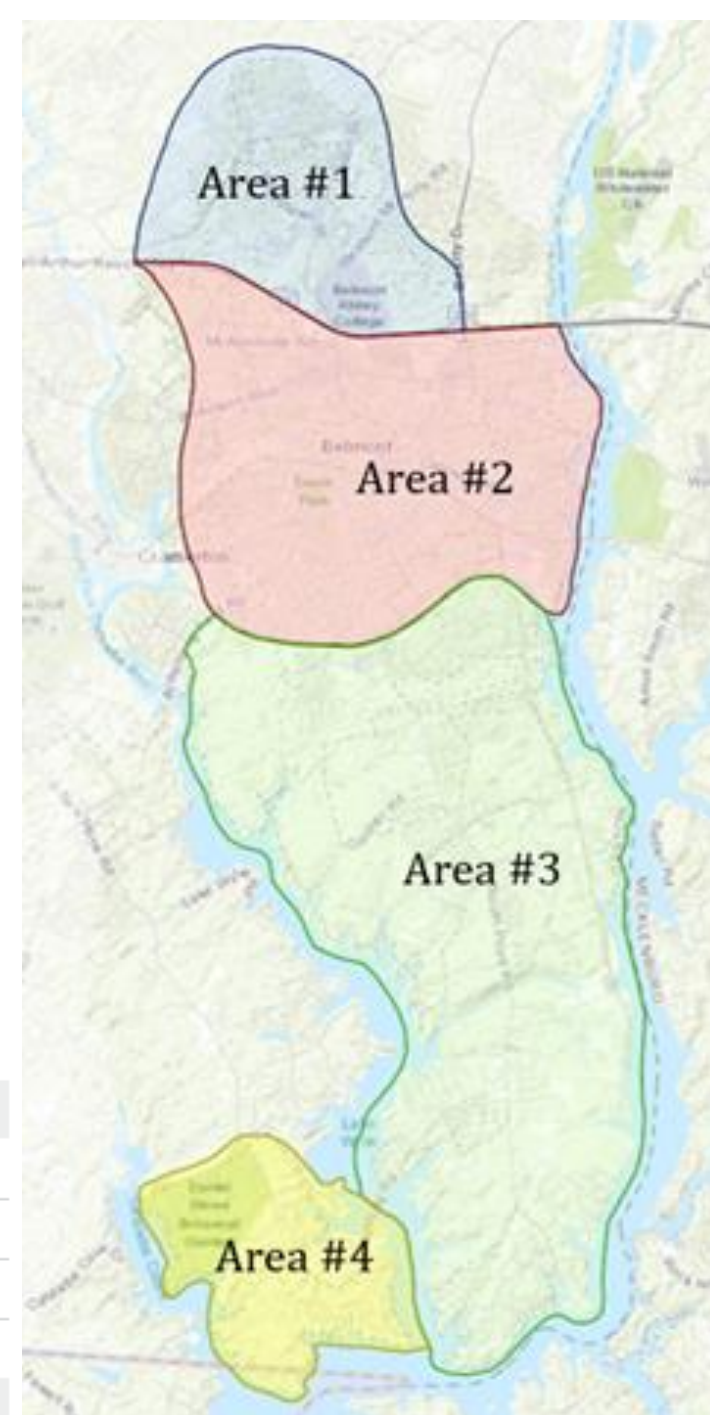
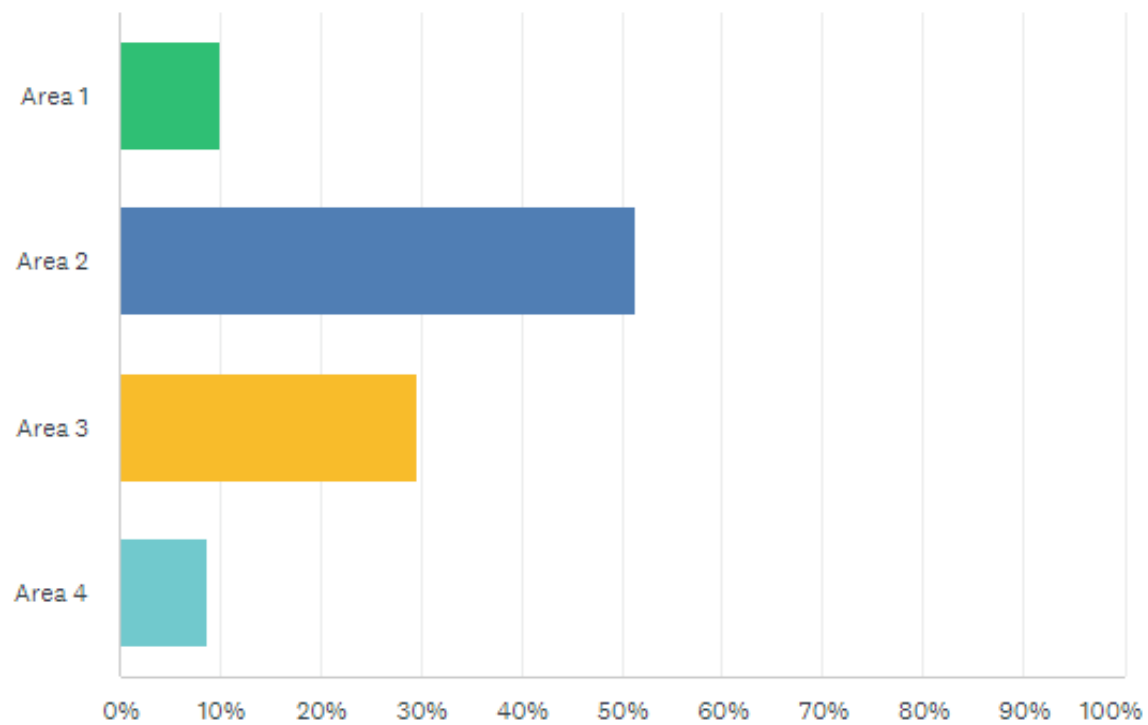
Answered: 249 Skipped: 0



ANSWER CHOICES	RESPONSES
▼ 1	3.61% 9
▼ 2	27.31% 68
▼ 3	19.28% 48
▼ 4	34.54% 86
▼ 5 or more	15.26% 38
TOTAL	249

Where do you live based on the map below?

Answered: 249 Skipped: 0



ANSWER CHOICES	RESPONSES
▼ Area 1	10.04% 25
▼ Area 2	51.41% 128
▼ Area 3	29.72% 74
▼ Area 4	8.84% 22
TOTAL	249