

CITY OF CARNATION



2019

ANNUAL BUDGET

Prepared by Kelly Russell, City Treasurer
12/4/2018

BUDGET MESSAGE

Honorable Mayor and City Council,
Citizens of the City of Carnation, Washington:

Your City staff is pleased to present the 2019 Preliminary Budget for your consideration. This Budget, while modest, is fiscally strong. The guiding principles for the 2019 Budget are maintaining community livability, affordability, and sustainability.

BUDGET OVERVIEW

Economic indicators continue to point to a healthy economy for King County. This health is reflected in the continued residential development and growth in the value of existing properties in Carnation. This growth is also generating some renewed retail commercial investment interest and activity. While flat for many years around 1,750 population, the City's current 2,155 population is expected to continue to grow. Long term, as the surrounding Urban Growth Areas (UGA) annex and grow, the community will eventually build out in 2035 with an estimated population of 4,000. This growth will not only assist in the long-term sustainability of the community, but also create opportunities for new retail businesses—creating more shopping choices locally, while adding sales tax revenues for Police, Parks and other City and community services.

As long as new development pays its fair share of the costs of improving our Streets, Parks, Water and Sewer systems, and adds their share to the City's property tax, then "Growth Pays Its Way". By State Law however, we cannot charge new development for more than their share, meaning that the existing community needs to pay for its share of normal increased operations and maintenance costs.

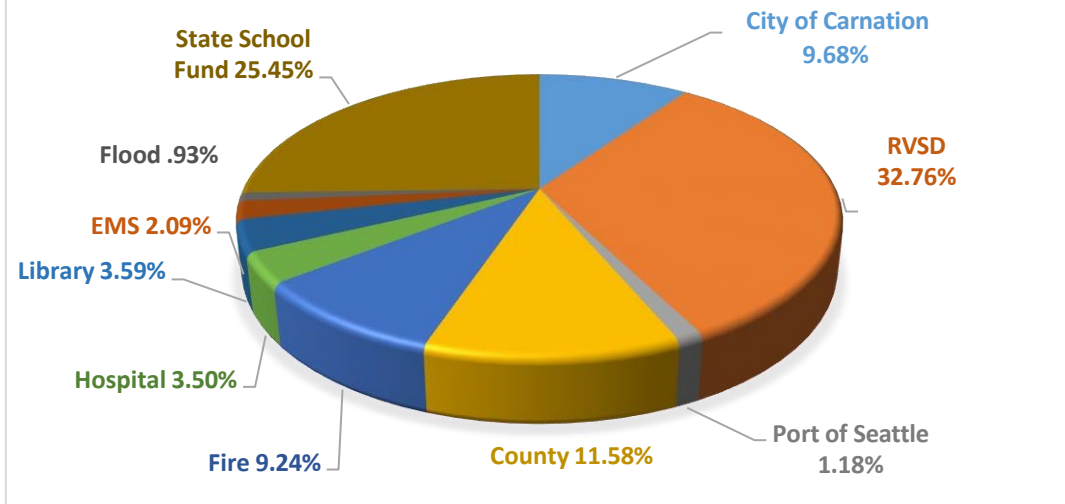
The 2019 Budget is essentially a "hold the line" Operating Budget, maintaining 2018 staffing levels and continuing the Police Emphasis Patrol Services that has worked so well for the community. The Capital Budget funds the construction of the Tolt Avenue Downtown Redevelopment Project (our investment in a healthy retail business sector), street maintenance and equipment replacement.

THE PROPERTY TAX MISCONCEPTION

Regarding the 1% Property Tax increase limit, one common misconception should be corrected. If the average assessed value of a house increases 10%, the tax rate will automatically decrease 10%. The 1% increase is just that, a 1% increase on last year's property tax. The exception to this is if voters approve a levy lid lift, bond measure or other Voter approved tax increase.

Another misconception is the belief that all of the property taxes come to the City. In actuality, the City receives less than 10% of the property taxes paid by residents. Another fact not commonly known is that 47% of property taxes are voter approved. For more detail, please review the following graph for the levy rate distribution for the residents of Carnation.

\$6,000 PROPERTY TAX BILL DISTRIBUTIONS FOR 2018



JURISDICTION	%	\$ AMOUNT
City of Carnation	9.68%	\$ 580.80
RVSD	32.76%	\$ 1,965.60
Port of Seattle	1.18%	\$ 70.80
County	11.58%	\$ 694.80
Fire	9.24%	\$ 554.40
Hospital	3.50%	\$ 210.00
Library	3.59%	\$ 215.40
EMS	2.09%	\$ 125.40
Flood	0.93%	\$ 55.80
State School Fund	25.45%	\$ 1,527.00
TOTALS	100.00%	\$ 6,000.00

GOALS OF THE CITY OF CARNATION

The 2019 Budget is a policy statement outlining the City's Goals for 2019, and how the Revenues and Expenditures align to support these Goals. These are the City's Goals as established by the City Council in January 2018.

- ❖ Construct Tolt Avenue/CBD Project
- ❖ Determine Streets/Stormwater Funding – Update Stormwater Plan
- ❖ City Hall Rebuild and Funding
- ❖ Improve Public Information/Communications Plan
- ❖ Support Special Events – 4th of July, Emergency Preparedness Event
- ❖ Stay committed to staff training
- ❖ Pursue Economic Development / Main Street Program

2018 ACCOMPLISHMENTS AND HIGHLIGHTS

- ❖ Completion of Hockert Park Reconstruction.
- ❖ Implemented new streets and park impact fees.
- ❖ Completed Comprehensive Plan and Water Comp. Plan Updates.
- ❖ Completed Water Main Replacement in the Garden Tracts and on West Morrison Street.
- ❖ Completed the West and East Morrison Street Improvements.
- ❖ Provided service to 993 water accounts; 808 inside city limits and 185 outside.
- ❖ Issued 76 total permits through 10/31/2018:
 - 24 new SFR's (project valuation total \$7,091,000)
 - 52 other permits
- ❖ Processed 1 Binding Site Plan Rescission; 3 Design Review Applications, 2 Preliminary Subdivision Applications, 1 Shoreline Substantial Development Permit; 3 Site Plan Reviews; and Special Use Permits.
- ❖ Added 200 linear feet of sewer line and activated 9 new sewer valve pits.
- ❖ Installed two radar signs on East Entwistle.
- ❖ Repaired and/or replaced damaged sidewalks.
- ❖ Painted curbs, crossings and parking areas.
- ❖ Installation of 4 hitching posts at Tolt Commons donated by community member.
- ❖ Performed annual crack sealing.
- ❖ Cleaned and vactored catch basins.

TOLT AVENUE DOWNTOWN REVITALIZATION PROJECT

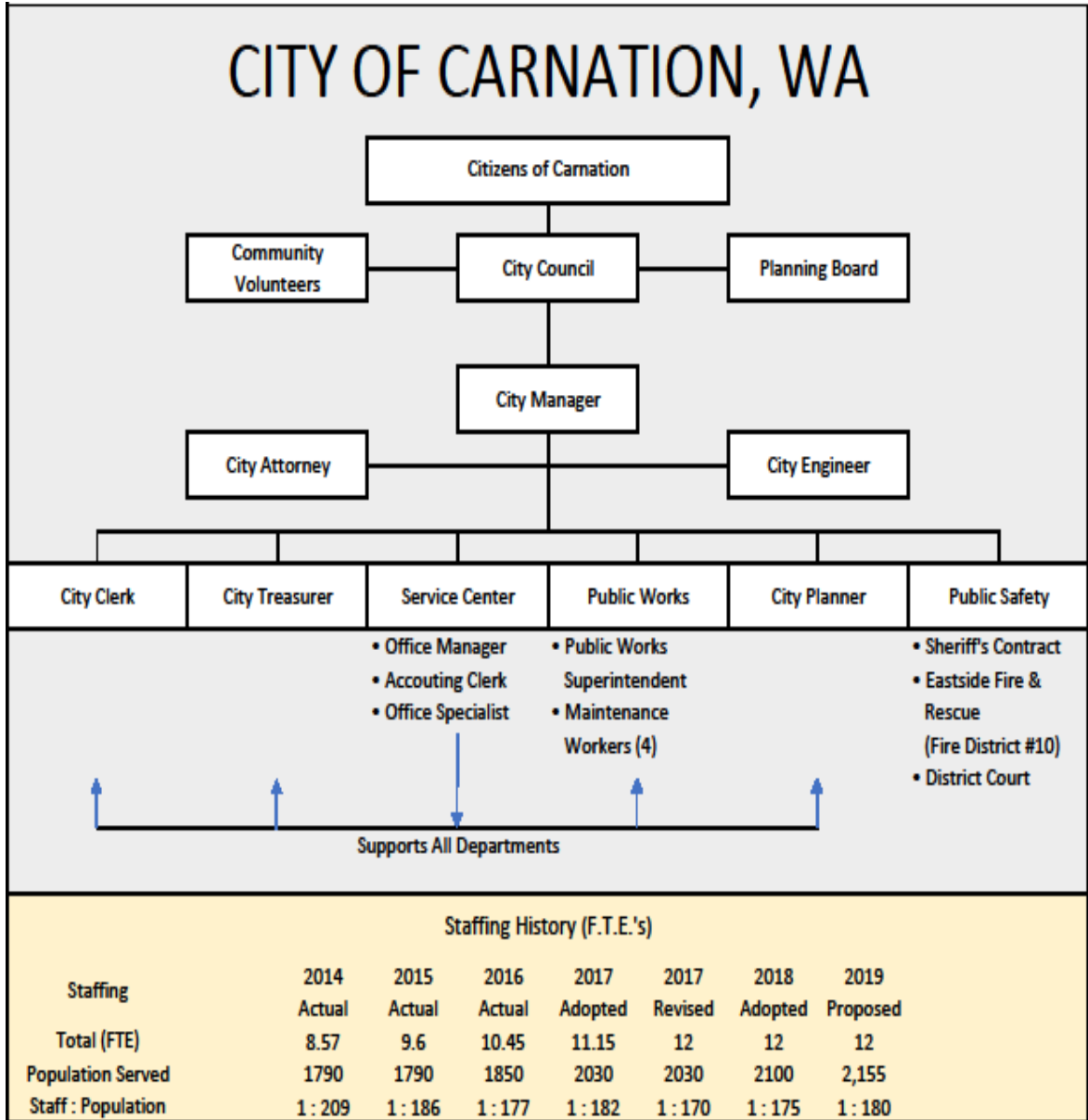
Construction of the Tolt Avenue Downtown Revitalization Project will commence in 2019. This project has two major objectives:

- 1) A better, safer, more pedestrian friendly street; and,
- 2) A stronger more diverse Downtown Business District

The wide sidewalks, streetscape furniture, left turn pockets and street lighting are all designed to build and enhance downtown Carnation. If the number of businesses and new buildings Downtown were to double, this would not only mean more shopping choices locally, but would also generate more local sales tax revenue for Police, Parks and Streets. Calls for bids will be in early 2019 with construction planned for mid-2019. A summary of the project revenues and expenses is listed below.

TOLT AVENUE CONSTRUCTION FUNDING STRATEGY		
Real Estate Excise Tax (when properties sell)	\$	1,127,548
Traffic Impact Fees	\$	175,000
Washington Department of Ecology Grant	\$	773,125
Puget Sound Energy (undergrounding)	\$	421,034
Washington Department of Transportation Grant	\$	200,000
State of Washington Capital Budget	\$	1,498,650
General Fund	\$	34,105
TOTAL FUNDING COMMITMENTS TO DATE	\$	4,229,462
OTHER GRANT REQUESTS/FUNDS (2018-2019 AWARD DATES)		
TIB SCAP	\$	750,000
WA State Department of Transportation (bike/ped)	\$	691,338
TIB Complete Streets	\$	250,000
PROJECT CONSTRUCTION FUNDING TOTAL	\$	5,920,800
TOLT AVENUE CONSTRUCTION BUDGET		
Tolt Avenue 4 Blocks Eugene to Rutherford	\$	5,920,800
CONSTRUCTION COST ESTIMATE TOTAL	\$	5,920,800

2019 ORGANIZATIONAL CHART



2019 PRELIMINARY BUDGET SUMMARY

		2016 Actual	2017 Actual	2018 Budget	18 YE Estimate	2019 Prop'd
Beginning Fund Balance (All Funds)		\$ 4,225,010	\$5,321,053	\$6,311,856	\$ 6,311,856	\$ 5,138,226
REVENUES	*General	\$ 1,678,032	\$1,617,193	\$2,009,385	\$ 2,061,721	\$ 2,109,294
	Street Ops	\$ 173,351	\$ 166,231	\$ 193,954	\$ 193,995	\$ 320,151
	*Cemetery	\$ 11,849	\$ 20,408	\$ 16,952	\$ 18,320	\$ 17,520
	Equipment Replacement	\$ 45,326	\$ 45,681	\$ 45,600	\$ 46,100	\$ 46,000
	Park Impact/Development	\$ 68,750	\$ 64,982	\$ 513,715	\$ 428,900	\$ 104,130
	Traffic Impact	\$ 75,689	\$ 42,957	\$ 322,145	\$ 100,800	\$ 200,500
	*Capital	\$ 1,150,479	\$ 603,182	\$ 1,385,135	\$ 1,385,286	\$ 5,460,347
	*Water/Sewer	\$ 3,144,598	\$3,468,922	\$ 3,872,402	\$ 3,452,127	\$ 3,443,022
	Landfill	\$ 70,904	\$ 72,848	\$ 74,778	\$ 74,600	\$ 78,425
	Trust	\$ 213,590	\$ 327,219	\$ 302,700	\$ 339,400	\$ 203,200
	TOTAL REVs	\$ 6,632,570	\$ 6,429,624	\$ 8,736,765	\$ 8,101,249	\$ 11,981,471
EXPENDITURES	*General	\$ 1,320,568	\$1,486,269	\$ 2,097,746	\$ 2,106,431	\$ 2,441,535
	Street Ops	\$ 122,418	\$ 170,920	\$ 239,390	\$ 250,717	\$ 365,548
	*Cemetery	\$ 12,676	\$ 15,558	\$ 14,137	\$ 13,795	\$ 15,193
	Equipment Replacement	\$ 36,641	\$ 4,669	\$ 64,000	\$ 64,000	\$ 30,000
	Park Impact/Development	\$ 13,483	\$ 123,265	\$ 394,799	\$ 406,937	\$ 55,000
	Traffic Impact	\$ 6,628	\$ 25,632	\$ 5,000	\$ 190,482	\$ 175,000
	*Capital	\$ 965,821	\$ 372,021	\$ 1,109,555	\$ 1,217,512	\$ 5,923,700
	*Water/Sewer	\$ 2,686,268	\$ 3,076,740	\$ 4,435,893	\$ 4,469,401	\$ 3,376,681
	Landfill	\$ 64,088	\$ 74,093	\$ 80,783	\$ 85,805	\$ 80,155
	Trust	\$ 307,938	\$ 89,653	\$ 302,700	\$ 469,800	\$ 203,200
	TOTAL EXPs	\$ 5,536,527	\$5,438,820	\$ 8,744,002	\$ 9,274,879	\$ 12,651,011
Ending Fund Balance (All Funds)	\$ 5,321,053	\$ 6,311,856	\$ 6,304,619	\$ 5,138,226	\$ 4,454,803	

* = "ROLLED UP FUNDS" as follows:

*GENERAL FUND = 001 General, 002 Revenue Stabilization, 105 Contingency

*CEMETERY FUND = 106 Cemetery Ops, 306 Cemetery Capital, 601 Cemetery Endowment

* CAPITAL = 301 Capital ~ Streets, 302 Capital ~ Facilities

*WATER/SEWER = 401 Water/Sewer Ops, 402 Water Capital, 404 Water Bond Redemption, 405 Water Bond Reserve, 407 Sewer Debt, 408 Sewer Capital

FUND HIGHLIGHTS FOR 2019

GENERAL FUND—The General Fund is basically running at breakeven for 2019 with Revenues in and Expenditures out at the \$1.8 million level. The General Fund Ending Fund Balance is expected to be about \$487,000 by the end of 2019. While this is a fiscally healthy Ending Fund Balance, it is deceptive for two reasons: 1) \$150,000 of this Balance is Restricted (mostly permit fees for future inspections and work), and then \$337,000 is truly Unobligated working cash balance; and 2) while General Fund Revenues are forecasted to grow stronger than Expenditures through 2020, this reverses by 2021 and unless the Revenue mix is changed, the General Fund Unobligated Ending Balance will be needed to cover basic Expenditures. Prior to that happening, Council will need to consider leaving the monies currently transferred to the Street Operations Fund, in the General Fund. This also means that Council will need to consider replacement funding for Streets, such as the Transportation Benefit Fee.

REVENUE STABILIZATION (EMERGENCY)/CONTINGENCY FUNDS—The combined anticipated 2019 Ending Fund Balance of these two funds, held for unanticipated emergencies, is about \$223,000 or about 2% of the City's total \$12 million Expenditures Budget.

STREET/STORM WATER FUND—These two functions are currently combined in the Streets Operating Fund, and the cost centers have been tracked through 2018, expecting to split as two funds by 2019. The Fund remains positive in 2019 with the \$130K interfund transfer from the General Fund.

301 STREETS CAPITAL FUND—Currently, the second half REET Taxes provide the grants match for City Streets CIP, beyond the preventive and major maintenance in Street Operations.

302 CAPITAL FACILITIES FUND—This is a new fund created in 2018 intended to start building up a reserve to be used when Council decides it is time to replace City Hall, or for any other improvement on the City's Comprehensive Plan.

EQUIPMENT REPLACEMENT—The major equipment purchases for 2019 includes \$10K for a striper, \$10K for a chipper and \$7,500 for a replacement mower.

401 WATER UTILITY FUND--\$250,000 is shown as a Transfer Out to the 402 Water CIP fund for water main replacements. This may be adjusted further at year end if the 2018 projects carry into 2019.

DEPARTMENT AND PROGRAM HIGHLIGHTS

While the City operates on a Cash Basis and follows the State BARS Accounting format, the basic organizational Department highlights are as follows:

LEGISLATIVE/CITY COUNCIL—The City operates under a Council-Manager Plan with the City Council as the governing legislative, policy-setting body, with the Mayor elected by the Council to serve as its Chair. The Council then appoints a City Manager to carry out their policies and run day-to-day City operations.

EXECUTIVE/CITY MANAGER—The City Manager is responsible for City operations, community outreach and communications. One of the major issues will be the timing and funding of a new City Hall. The contract City Attorney and consulting City Engineer report through the City Manager in support of line departments.

CITY CLERK—The short title for this position is City Clerk, with all the public notice and records keeping requirements this entails. In addition, the position is essentially an Assistant to The City Manager for the Capital Improvement Program and Grant Funding, the City’s Personnel Officer and Info Technology.

CITY TREASURER—While the City Manager remains responsible as the Finance Director, the City Treasurer is responsible for working with the Manager on long-range financial forecasting, Budget development, control and reporting.

CITY PLANNER—The Comprehensive Plan lead, along with ongoing Current and Project Planning coordination. Building Official services are by contract with the City of Snoqualmie.

PUBLIC WORKS—The Public Works Superintendent is responsible for all field operations: Water, Sewer, Storm Water, Streets, Parks, and Cemetery.

PUBLIC SAFETY—The Sheriff’s Police contract, District Court and Jail contracts report through the City Manager, along with liaison coordination with Eastside Fire and Rescue, and emergency management.

CUSTOMER SERVICE CENTER—A three-person team staffs the front counter and supports all City Departments and programs: utility billings, accounts receivable, public works work orders, development permits, pre-development reviews, general clerical and public information support.

CONCLUSION

The 2019 Budget seeks to address both the short-term immediate community needs (public safety, water, sewer, storm water, streets, parks, growth management) for continued community livability, all while keeping the costs of City services in line with surrounding communities for affordability and enhancing overall community quality of life with both services and financial sustainability.

The rest of the Budget Document includes the Fund Summaries, Revenue and Expenditure details, the 5-Year Financial Forecasts and Appendix General Information materials.

I want to thank the City Council for its leadership and time in guiding the City into the future. This is an exciting time for Carnation and the future is positive. I also want to thank the entire City staff for their dedication and hard work every day to make Carnation a better place. And I want to particularly thank the City Treasurer for her attention to detail and solid financial advice to me and Council.

Respectfully Submitted,

November 2, 2018

Amy Arrington
City Manager

Kelly Russell
City Treasurer

2018 ESTIMATED CASH ACTIVITY by FUND

FUND		2018 ACTUAL			ESTIMATED		
		BEGINNING FUND BALANCE	Estimated Cash-In	Estimated Cash-Out	ENDING FUND BALANCE as of 12/31/2018	CASH BALANCE +/-	%
001	*GENERAL	\$825,072	\$1,793,321	\$1,906,431	\$711,962	(\$113,110)	-14%
002	REVENUE STABILIZATION	\$188,590	\$267,500	\$200,000	\$256,090	\$67,500	36%
101	STREET/STORM OPS	\$144,550	\$193,995	\$250,717	\$87,828	(\$56,722)	-39%
105	CONTINGENCY	\$59,636	\$900	\$0	\$60,536	\$900	2%
106	CEMETERY FUND	\$20,918	\$15,650	\$13,795	\$22,773	\$1,855	9%
107	EQUIPMENT REPLACEMENT	\$148,242	\$46,100	\$64,000	\$130,342	(\$17,900)	-12%
108	PARKS DEVELOPMENT	\$48,989	\$428,900	\$406,937	\$70,952	\$21,963	45%
109	TRAFFIC IMPACT FEE	\$120,091	\$100,800	\$190,482	\$30,409	(\$89,682)	0%
201	LTGO BOND REDEMPTION	\$2	\$0	\$0	\$2	\$0	0%
301	STREET CAPITAL IMPROVEMENT	\$690,636	\$1,235,186	\$1,217,512	\$708,310	\$17,674	3%
302	CAPITAL FACILITIES	\$0	\$150,100	\$0	\$150,100	\$150,100	
306	CEMETERY CAPITAL IMPROVEMENT	\$7,177	\$70	\$0	\$7,246	\$70	1%
401	WATER/SEWER UTILITY	\$750,415	\$1,919,360	\$2,023,297	\$646,478	(\$103,937)	-14%
402	WATER CAPITAL REPLACEMENT	\$1,247,321	\$632,200	\$1,671,803	\$207,718	(\$1,039,603)	-83%
404	WATER BOND REDEMPTION	\$113,980	\$105,000	\$104,198	\$114,783	\$802	1%
405	WATER BOND RESERVE	\$68,257	\$11,100	\$0	\$79,357	\$11,100	16%
406	LANDFILL POST CLOSURE ASSURANCE	\$149,692	\$74,600	\$85,805	\$138,487	(\$11,205)	-7%
407	SEWER DEBT SERVICE	\$960,639	\$461,261	\$485,108	\$936,793	(\$23,846)	-2%
408	SEWER CAPITAL IMPROVEMENT	\$470,638	\$323,206	\$184,995	\$608,849	\$138,211	0%
601	CEMETERY PERPETUAL CARE	\$59,446	\$2,600	\$0	\$62,046	\$2,600	4%
633	TRUST	\$237,566	\$339,400	\$469,800	\$107,166	(\$130,400)	0%
TOTALS		\$6,311,856	\$8,101,249	\$9,274,879	\$5,138,226	(\$1,173,630)	-19%

*For transparency in accounting, the General Fund & Revenue Stabilization Fund are broken out separately. Adopting ordinance & Annual Report to the State will have them combined, as per State requirement.

2019 ESTIMATED CASH ACTIVITY by FUND

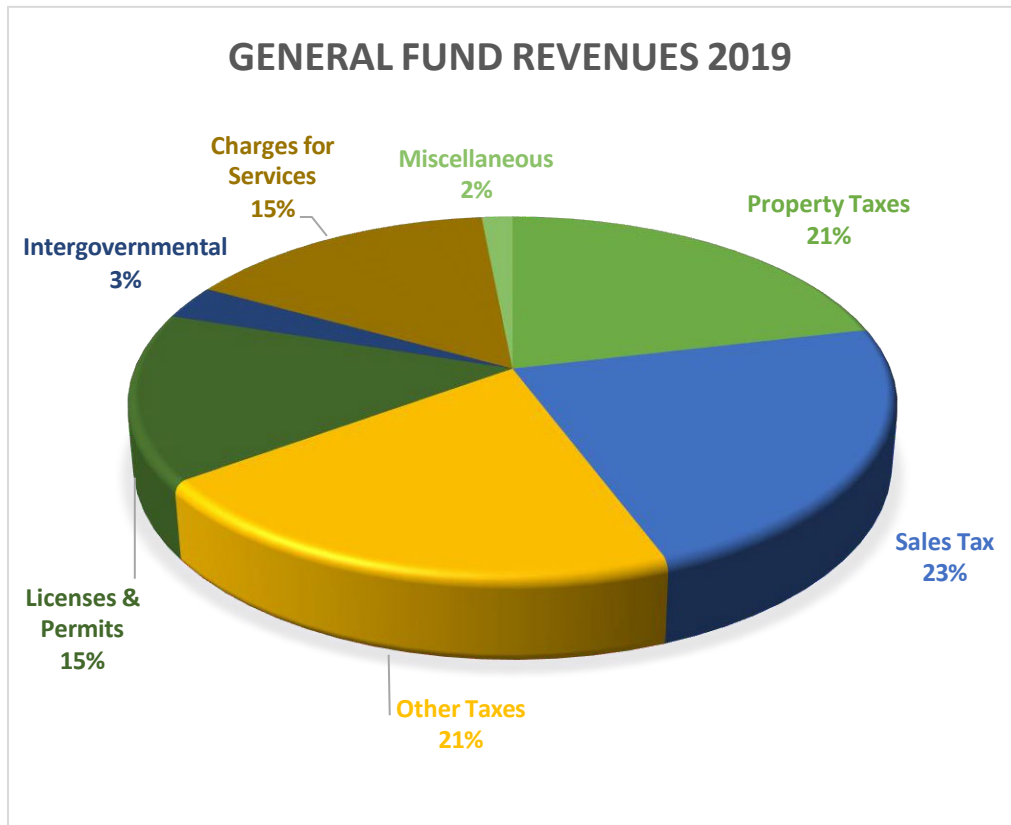
FUND		2019 ACTUAL BEGINNING FUND BALANCE	Estimated Cash-In	Estimated Cash-Out	ESTIMATED ENDING FUND BALANCE as of 12/31/2019	CASH BALANCE +/-	%
001	*GENERAL	\$711,962	\$1,802,474	\$2,041,535	\$472,900	(\$239,062)	-34%
002	REVENUE STABILIZATION	\$256,090	\$306,500	\$400,000	\$162,590	(\$93,500)	-37%
101	STREET OPS	\$87,828	\$320,151	\$365,548	\$42,431	(\$45,397)	101
105	CONTINGENCY	\$60,536	\$320	\$0	\$60,856	\$320	1%
106	CEMETERY FUND	\$22,773	\$14,920	\$15,193	\$22,500	(\$273)	-1%
107	EQUIPMENT REPLACEMENT	\$130,342	\$46,000	\$30,000	\$146,342	\$16,000	12%
108	PARKS DEVELOPMENT	\$70,952	\$104,130	\$55,000	\$120,082	\$49,130	69%
109	TRAFFIC IMPACT FEE	\$30,409	\$200,500	\$175,000	\$55,909	\$25,500	0%
201	LTGO BOND REDEMPTION	\$2	\$0	\$0	\$2	\$0	0%
301	STREET CAPITAL IMPROVEMENT	\$708,310	\$5,310,247	\$5,923,700	\$94,857	(\$613,453)	-87%
302	CAPITAL FACILITIES	\$150,100	\$150,100	\$0	\$300,200	\$150,100	
306	CEMETERY CAPITAL IMPROVEMENT	\$7,246	\$0	\$0	\$7,246	\$0	0%
401	WATER/SEWER UTILITY	\$646,478	\$2,033,885	\$2,098,587	\$581,776	(\$64,702)	-10%
402	WATER CAPITAL REPLACEMENT	\$207,718	\$660,200	\$608,320	\$259,598	\$51,880	25%
404	WATER BOND REDEMPTION	\$114,783	\$105,000	\$104,198	\$115,585	\$802	1%
405	WATER BOND RESERVE	\$79,357	\$11,200	\$0	\$90,557	\$11,200	14%
406	LANDFILL POST CLOSURE ASSURANCE	\$138,487	\$78,425	\$80,155	\$136,757	(\$1,730)	-1%
407	SEWER DEBT SERVICE	\$936,793	\$306,937	\$484,076	\$759,654	(\$177,139)	-19%
408	SEWER CAPITAL IMPROVEMENT	\$608,849	\$325,800	\$81,500	\$853,149	\$244,300	0%
601	CEMETERY PERPETUAL CARE	\$62,046	\$2,600	\$0	\$64,646	\$2,600	4%
633	TRUST	\$107,166	\$203,200	\$203,200	\$107,166	\$0	0%
TOTALS		\$5,138,226	\$11,982,588	\$12,666,011	\$4,454,803	(\$683,423)	-13%

*For transparency in accounting, the General Fund & Revenue Stabilization Fund are broken out separately. Adopting ordinance & Annual Report to the State will have them combined, as per State requirement.

**CITY OF CARNATION
2019 FINAL ADOPTED BUDGET**

GENERAL FUND – 001

FUND PURPOSE: The General Fund accounts for the activities of the City that are governmental in nature. Revenues are received from Taxes, Regulatory Licenses & Permits, Intergovernmental Revenues & Grants, Charges for Goods & Services, Fines & Forfeitures and Investment Earnings. Expenditures include costs for numerous operational departments including General Government, Parks and Public Safety.



Property Taxes	\$ 378,849
Sales Tax	\$ 410,000
Other Taxes	\$ 382,400
Licenses & Permits	\$ 269,650
Intergovernmental	\$ 54,218
Charges for Services	\$ 279,140
Miscellaneous	\$ 27,100
TOTAL REVENUES	\$ 1,801,357

REVENUE SOURCES

TAX REVENUES (31X): Property Tax, Sales Tax, Utility Tax & Gambling Tax accounts for 65% of all General Fund revenues.

LICENSES & PERMITS (32X): Business Licenses, Pet Licenses, Utility Franchise Fees, Building Permits, Plumbing Permits & Mechanical Permits.

INTERGOVERNMENTAL (33X): Grants from other governmental agencies and all State Shared Revenues (Criminal Justice, Marijuana Tax, Liquor Excise Tax, Liquor Board Profits)

CHARGES for SERVICES (34X): Primarily land use related. Plat/Subdivision fees, Development Engineering Services, Building Official Services/Plan Review, SEPA/Environmental Review fees & other general government services.

MISCELLANEOUS (36X): Investment Interest, Lease Income, Donations & Reimbursements.

**CITY OF CARNATION
2019 FINAL ANNUAL BUDGET**

Account Number	Description	Actual 2016	Actual 2017	Amended Budget 2018	Year End Est. 2018	Adopted Budget 2019	Council Chngs/Notes 2019
TAX REVENUES (31X)							
001-000-311-11-00-01	Real/Personal Property Taxes	\$272,526.68	\$308,968.89	\$358,498.00	\$358,498.00	\$379,966.00	1% but not the banked \$2,670 from '17
001-000-311-11-00-02	Ad Valorem Tax Refund	(\$136.86)	(\$440.13)	\$0.00	\$0.00	\$0.00	
	001-000-311 Total	\$272,389.82	\$308,528.76	\$358,498.00	\$358,498.00	\$379,966.00	
001-000-313-11-00-00	Local Sales & Use Tax	\$414,197.03	\$446,937.92	\$405,000.00	\$410,000.00	\$410,000.00	
001-000-313-71-00-00	Local Criminal Justice	\$49,113.43	\$51,291.64	\$45,000.00	\$45,000.00	\$45,000.00	
	001-000-313 Total	\$463,310.46	\$498,229.56	\$450,000.00	\$455,000.00	\$455,000.00	
001-000-316-41-00-00	Utility Tax - Electricity	\$109,329.18	\$120,867.92	\$125,000.00	\$127,000.00	\$130,000.00	
001-000-316-42-00-00	Utility Tax - Water	\$45,840.07	\$46,866.00	\$49,000.00	\$49,000.00	\$52,000.00	
001-000-316-42-01-00	Utility Tax - Water Other	\$42.16	\$0.00	\$400.00	\$400.00	\$400.00	
001-000-316-43-00-00	Utility Tax - Natural Gas	\$17,485.43	\$22,707.59	\$27,000.00	\$28,000.00	\$28,000.00	
001-000-316-45-00-00	Utility Tax - Solid Waste	\$0.00	\$0.00	\$38,000.00	\$45,000.00	\$50,000.00	
001-000-316-46-00-00	Utility Tax - Cable	\$30,642.41	\$35,643.20	\$33,000.00	\$36,000.00	\$38,000.00	
001-000-316-47-00-00	Utility Tax - Telephone	\$31,523.37	\$30,919.17	\$38,000.00	\$36,000.00	\$38,000.00	
001-000-316-81-00-01	Gambling Tax	\$649.37	\$445.33	\$1,000.00	\$1,500.00	\$1,000.00	
	001-000-316 Total	\$235,511.99	\$257,449.21	\$311,400.00	\$322,900.00	\$337,400.00	
LICENSES & PERMITS (32x)							
001-000-321-91-45-00	Franchise Fees - Solid Waste	\$0.00	\$0.00	\$84,000.00	\$84,000.00	\$84,000.00	
001-000-321-91-46-00	Franchise Fees - Cable	\$25,907.85	\$30,395.62	\$30,000.00	\$35,000.00	\$36,000.00	
001-000-321-99-01-00	Business License ~ NEW	\$7,875.00	\$6,300.00	\$7,000.00	\$7,000.00	\$7,000.00	
001-000-321-99-02-00	Business License ~ RENEWAL	\$19,587.49	\$22,764.60	\$19,000.00	\$20,000.00	\$20,000.00	
001-000-321-99-05-00	Temporary 3 Day	\$375.00	\$315.00	\$300.00	\$500.00	\$300.00	
	001-000-321 Total	\$53,745.34	\$59,775.22	\$140,300.00	\$146,500.00	\$147,300.00	
001-000-322-10-01-00	Building Permits	\$225,869.31	\$99,550.68	\$100,000.00	\$100,000.00	\$100,000.00	
001-000-322-10-02-00	Plumbing Permits	\$20,234.65	\$8,720.60	\$12,000.00	\$12,000.00	\$12,000.00	
001-000-322-10-03-00	Mechanical Permits	\$13,383.25	\$6,595.10	\$8,000.00	\$9,000.00	\$8,000.00	
001-000-322-10-05-00	Demolition Permits	\$660.00	\$0.00	\$0.00	\$220.00	\$0.00	
001-000-322-10-07-00	ESFR Permits	\$375.00	\$915.00	\$1,200.00	\$1,200.00	\$1,200.00	

**CITY OF CARNATION
2019 FINAL ANNUAL BUDGET**

Account Number	Description	Actual 2016	Actual 2017	Amended Budget 2018	Year End Est. 2018	Adopted Budget 2019	Council Chngs/Notes 2019
001-000-322-12-00-00	Sign Permits	\$75.00	\$50.00	\$100.00	\$100.00	\$100.00	
001-000-322-14-00-00	Clear/Fill/Grade Permits	\$150.00	\$900.00	\$450.00	\$450.00	\$450.00	
001-000-322-15-02-00	Special Use Permit	\$300.00	\$0.00	\$0.00	\$1,200.00	\$0.00	
001-000-322-30-00-01	Animal Control Srvcs	\$575.00	\$1,218.00	\$600.00	\$868.00	\$600.00	
	001-000-322 Total	\$261,622.21	\$117,949.38	\$122,350.00	\$125,038.00	\$122,350.00	
	INTERGOVERNMENTAL REVENUE (33X)						
001-000-334-03-10-01	DOE SMP Update Grant	\$0.00	\$0.00	\$0.00	\$10,000.00	\$0.00	
001-000-334-06-90-02	AWC Loss Control Grant (Parks)	\$3,000.00	\$3,000.00	\$3,000.00	\$0.00	\$0.00	
	001-000-334 Total	\$3,000.00	\$3,000.00	\$3,000.00	\$10,000.00	\$0.00	
001-000-336-06-21-00	Criminal Justice: Crime Vic/Pop.	\$1,000.00	\$1,000.00	\$1,000.00	\$1,000.00	\$1,000.00	
001-000-336-06-25-00	Criminal Justice - CTED#4	\$3,052.87	\$3,229.16	\$3,000.00	\$3,200.00	\$3,500.00	
001-000-336-06-26-00	Criminal Justice Spcl Programs	\$1,797.57	\$1,898.42	\$2,000.00	\$2,100.00	\$2,350.00	
001-000-336-06-42-00	Marijuana Excise Tax	\$0.00	\$444.73	\$710.50	\$2,200.00	\$2,200.00	
001-000-336-06-51-00	DUI-Cities	\$279.08	\$280.36	\$300.00	\$300.00	\$300.00	
001-000-336-06-94-00	Liquor Excise Tax	\$8,351.53	\$8,917.25	\$9,987.60	\$9,987.60	\$10,602.60	
001-000-336-06-95-00	Liquor Board Profits	\$15,419.56	\$15,619.30	\$16,828.70	\$16,828.70	\$17,864.95	
	001-000-336 Total	\$29,900.61	\$31,389.22	\$33,826.80	\$35,616.30	\$37,817.55	
001-000-337-07-02-00	KC LHWMP - SRCE Grant	\$5,443.55	\$5,468.38	\$5,400.00	\$5,400.00	\$5,400.00	
001-000-337-07-03-00	KC WR/R - SRCE Grant	\$12,647.96	\$11,000.00	\$11,000.00	\$11,000.00	\$11,000.00	
001-000-337-07-07-00	Port of Seattle Economic Partnership Grant	\$0.00	\$0.00	\$5,000.00	\$5,000.00	\$0.00	
	001-000-337 Total	\$18,091.51	\$16,468.38	\$21,400.00	\$21,400.00	\$16,400.00	
	CHARGES FOR SERVICES (34X)						
001-000-341-62-00-02	Photo Copy Services	\$31.25	\$0.00	\$0.00	\$0.00	\$0.00	
001-000-341-82-00-01	Development Cost Recovery	\$176,417.91	\$139,448.45	\$200,000.00	\$200,000.00	\$200,000.00	
001-000-341-92-35-01	Key Fee	\$20.00	\$0.00	\$0.00	\$0.00	\$0.00	
	001-000-341 Total	\$176,469.16	\$139,448.45	\$200,000.00	\$200,000.00	\$200,000.00	

**CITY OF CARNATION
2019 FINAL ANNUAL BUDGET**

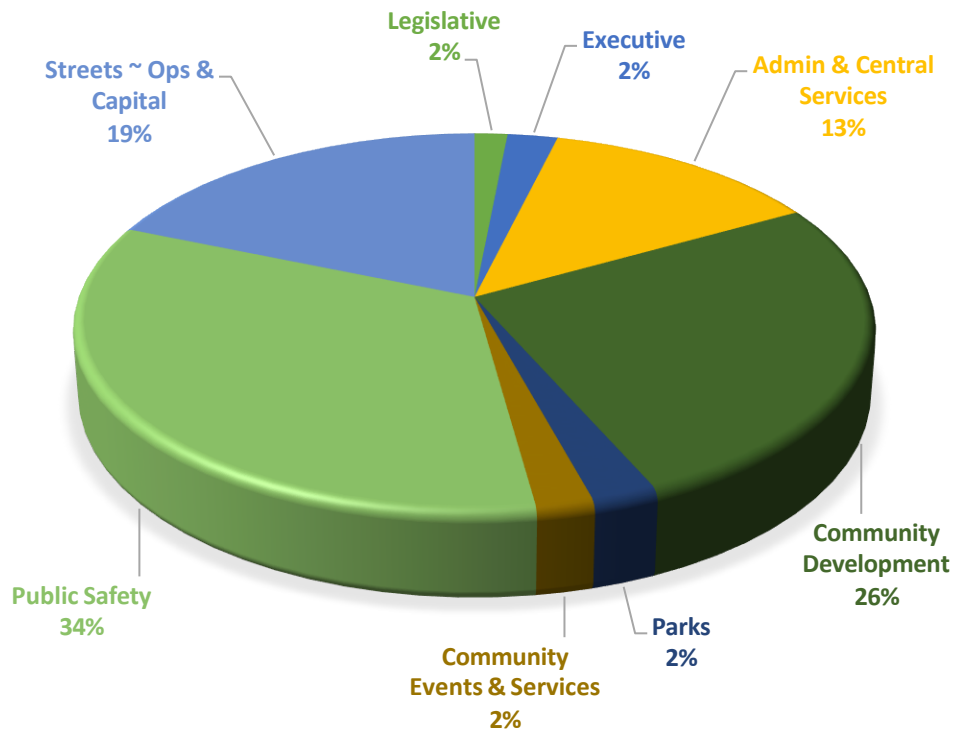
Account Number	Description	Actual 2016	Actual 2017	Amended Budget 2018	Year End Est. 2018	Adopted Budget 2019	Council Chngs/Notes 2019
001-000-342-10-00-02	KCSO Seized Asset Proceeds	\$90.00	\$0.00	\$0.00	\$0.00	\$0.00	
001-000-342-40-00-01	Misc Inspection Service Fees	\$855.00	\$270.00	\$0.00	\$0.00	\$0.00	
001-000-342-40-00-02	Change of Use Fees	\$120.00	\$0.00	\$50.00	\$0.00	\$0.00	
	001-000-342 Total	\$1,065.00	\$270.00	\$50.00	\$0.00	\$0.00	
001-000-345-81-01-00	Rezone & Zoning Amendment	\$0.00	\$1,000.00	\$0.00	\$0.00	\$0.00	
001-000-345-81-02-00	Variance	\$0.00	\$1,000.00	\$0.00	\$0.00	\$0.00	
001-000-345-81-02-01	Lot Line Adjustment	\$0.00	\$0.00	\$250.00	\$0.00	\$250.00	
001-000-345-81-02-03	Appeal of Admin Interpretation	\$0.00	\$300.00	\$0.00	\$0.00	\$0.00	
001-000-345-81-03-00	Plat/subdivision Fees	\$6,700.00	\$15,750.00	\$3,300.00	\$3,300.00	\$3,300.00	
001-000-345-81-05-00	Site Plan Review	\$1,000.00	\$250.00	\$0.00	\$2,400.00	\$0.00	
001-000-345-83-00-00	Plan Check Fees - Bldg Permits	\$88,113.65	\$49,668.57	\$65,000.00	\$65,000.00	\$65,000.00	
001-000-345-83-00-01	Add'l Plan Rvw Cost Recovery	\$0.00	\$0.00	\$0.00	\$135.00	\$0.00	
001-000-345-83-00-02	Registered Plan Review	\$11,529.26	\$14,700.38	\$2,000.00	\$7,419.04	\$5,000.00	
001-000-345-83-01-00	Design Review - Minor	\$50.00	\$10.00	\$40.00	\$0.00	\$40.00	
001-000-345-83-02-00	Design Review - Major	\$0.00	\$0.00	\$0.00	\$750.00	\$0.00	
001-000-345-85-01-00	Impact Fee Deferral Admin	\$0.00	\$0.00	\$0.00	\$3,000.00	\$1,000.00	
001-000-345-85-02-00	School Mitigation Admin Fees	\$2,795.00	\$1,397.50	\$2,000.00	\$500.00	\$500.00	
001-000-345-86-00-00	SEPA/Environmental Review Fees	\$1,200.00	\$3,600.00	\$2,400.00	\$2,600.00	\$3,000.00	
001-000-345-89-02-00	Storm Drainage Plan Review Fee	\$700.00	\$3,500.00	\$1,050.00	\$0.00	\$1,050.00	
	001-000-345 Total	\$112,087.91	\$91,176.45	\$76,040.00	\$85,104.04	\$79,140.00	
FINES & PENALTIES (35X)							
001-000-359-00-01-00	Bld Permit Investigation Fee	\$1,000.00	\$0.00	\$300.00	\$4,165.00	\$0.00	
	001-000-359 Total	\$1,000.00	\$0.00	\$300.00	\$4,165.00	\$0.00	
MISCELLANEOUS REVENUE (36X)							

**CITY OF CARNATION
2019 FINAL ANNUAL BUDGET**

Account Number	Description	Actual 2016	Actual 2017	Amended Budget 2018	Year End Est. 2018	Adopted Budget 2019	Council Chngs/Notes 2019
001-000-361-11-00-00	LGIP Investment Interest	\$2,687.81	\$7,699.28	\$6,500.00	\$10,000.00	\$7,000.00	
001-000-361-40-00-00	Interest/Sales Tax	\$265.97	\$394.37	\$300.00	\$400.00	\$400.00	
	001-000-361 Total	\$2,953.78	\$8,093.65	\$6,800.00	\$10,400.00	\$7,400.00	
001-000-362-00-01-00	Food Bank Lease	\$550.00	\$600.00	\$600.00	\$600.00	\$600.00	
001-000-362-00-02-00	Sprint Lease Income (formerly Clearwire)	\$3,282.10	\$0.00	\$0.00	\$0.00	\$0.00	
001-000-362-00-03-00	WSU Lease Income	\$450.00	\$0.00	\$0.00	\$0.00	\$0.00	
001-000-362-00-05-00	SnoValley Tilth Lease Income	\$1,575.00	\$2,275.00	\$2,100.00	\$2,100.00	\$2,100.00	
001-000-362-00-06-00	SVPA Lease Income	\$2,250.00	\$5,250.00	\$6,000.00	\$6,000.00	\$6,000.00	
	001-000-362 Total	\$8,107.10	\$8,125.00	\$8,700.00	\$8,700.00	\$8,700.00	
001-000-369-40-49-01	Judgement ~ Court Cost Recovery	\$351.00	\$0.00	\$0.00	\$0.00	\$0.00	
001-000-369-91-00-00	Misc: Corrections & Reimbusem	\$202.45	\$56.53	\$0.00	\$0.00	\$0.00	
001-000-369-91-01-00	NSF Fee	\$50.00	\$0.00	\$0.00	\$0.00	\$0.00	
001-000-369-91-04-00	SVGA Dinner Reimbursement	\$0.00	\$120.00	\$0.00	\$0.00	\$0.00	
	001-000-369 Total	\$603.45	\$176.53	\$0.00	\$0.00	\$0.00	
4th of JULY CELEBRATION							
001-404-367-11-01-00	Fireworks Contributions	\$10,000.00	\$10,000.00	\$10,000.00	\$10,000.00	\$11,000.00	Increased in '19 ~ Budget Neutral
	001-404-367 Total	\$10,000.00	\$10,000.00	\$10,000.00	\$10,000.00	\$11,000.00	
	TOTAL REVENUES	\$1,649,881.86	\$1,550,079.81	\$1,742,664.80	\$1,793,321.34	\$1,802,473.55	

**CITY OF CARNATION
2019 FINAL ANNUAL BUDGET**

GENERAL FUND EXPENDITURES 2019



Legislative	\$	30,898
Executive	\$	47,075
Admin & Central Services	\$	264,776
Community Development	\$	535,426
Parks	\$	48,300
Community Events & Services	\$	42,360
Public Safety	\$	677,700
Streets ~ Ops & Capital	\$	380,000
TOTAL	\$	2,026,535

**CITY OF CARNATION
2019 FINAL ANNUAL BUDGET**

**LEGISLATIVE
(511)**

The Legislative Department accounts for costs of providing representation of the citizenry of the City and includes all costs for the City Council and official affidavits of publication.

City Council

The City of Carnation operates under the *council-manager* form of government. The City Council is responsible for the legislative oversight of all City programs, services and projects. It is the City Council who sets the direction through its policy decisions.

The City Council consists of five (5) members who are elected at large from the community. Every year in January, the City Council elects from their membership a person to serve as Deputy Mayor. Every other year in January, the Councilmembers elect from their membership a person to serve as Mayor. Each councilmember is paid \$200 per month in compensation, the Deputy Mayor is paid \$250 and the Mayor receives \$400.

**EXECUTIVE
(513)**

The Executive Department provides management and administration including coordination, guidance, and support for the development and general management of effective services to the community.

City Manager

The City Manager is selected and appointed by the City Council to serve as chief executive officer and head of the administrative branch of city government, per RCW 35.A.13 and CMC 2.08. The City Manager is responsible to the City Council for the proper administration of all the affairs of City of Carnation.

The City Manager also serves as the Public Works Director and the Finance Director with management oversight for those departments. Responsibilities include oversight of the finance functions and budget; human resources and personnel and code enforcement. With the City Clerk, prepares the bi-monthly City Council agenda.

CITY OF CARNATION
2019 FINAL ANNUAL BUDGET

ADMINISTRATION & CENTRAL SERVICES

FINANCE & RECORDS SERVICES
(514)

Financial & Records Services accounts for the costs of providing financial management, record keeping, and related services.

Finance & Records staff consists of the **City Clerk**, the **City Treasurer** and three **Accounting/ Records Clerks**.

The **Accounting/Records Clerks** provide departmental support with utility billing services to approximately one thousand customers on a monthly basis; coordinates building permit and development applications; and coordinates the issuance of business & pet licenses.

The **City Treasurer** is responsible for accounts payable for council approval twice a month; maintains the City's financial records; manages the City's cash & investment portfolio; prepares monthly, quarterly, and annual financial reports. This position oversees receipting of all revenue and all charges from utility bills; all accounts payable, receivables and purchasing. The Treasurer is the lead staff in the development of the annual City Budget.

The **City Clerk** prepares meeting agenda packets approximately three times per month for the City Council and Planning Board; maintains the official records of the city; maintains the City's website, and provides basic technical computer and network support to all departments; manages the monthly payroll for employees; prepares minutes of City Council meetings and the Planning Board. The City Clerk has general responsibility for all paper and electronic records of city business. The City Clerk is the assistant to the City Manager.

LEGAL SERVICES
(515)

The City contracts with Ogden Murphy Wallace for City Attorney services which include general legal council, land use & personnel related matters.

CENTRAL SERVICES
(518)

Central services provides for general governmental services. These include general office & operating supplies, property tax payments, liability insurance, miscellaneous dues & fees, custodial services, and City Hall repairs, maintenance & utility expenditures.

CITY OF CARNATION
2019 FINAL ANNUAL BUDGET

**COMMUNITY DEVELOPMENT
(558)**

Community Development staff includes one full time **Planner** with part time support from the **Development & Permitting Coordinator, Accounting/Records Clerks** and **City Clerk**.

The Planning Department provides long-term comprehensive planning to help determine how the City will develop in the future. Planning also processes land use permits and facilitates the subdivision process to ensure that current development meets all relevant codes and requirements.

In addition to long range and current planning, the Planning Department assists in applying for grant funds for a variety of projects, including parks planning, transportation planning, streetscape improvements and support for community revitalization efforts.

The Building Department processes all building, plumbing and mechanical permits as well as the coordination of all requested inspection services.

Building Official: Carnation contracts with the City of Snoqualmie for Building Official Services which include plan review, building code enforcement and building inspection services.

**PARKS
(576)**

The purpose of the Parks Department is to provide citizens and visitors with safe and enjoyable park and open space areas, with related amenities where individuals and families can spend leisure time and participate in a variety of recreational activities. Carnation does not have a recreation program in its Park operations. Carnation's parks are generally passive areas available for basic recreational activities. Maintenance of the parks and open space areas requires a varying level of service ranging from periodic status checks to regular mowing and grounds maintenance. This program is responsible for the maintenance of City parks and other public areas. The City owns and maintains three developed parks and two unimproved areas:

- * Hockert Park, a small park near the Central Business District that hosts a small playground
- * Loutsis Park, adjacent to the Snoqualmie Valley Trail, has a disc golf course
- * Valley Memorial Park With its entry off of East Blanche Street, contains a small memorial to the young men who died serving in World War II; there is a playground, a skate bowl, a BMX track and tennis courts.
- * City staff also mows a six acre area west of the Central Business District, next to the City's vacuum sewer station at the end of W Entwistle Street. At this time, it is the City's unofficial "Dog Park".

The Public Works Department consists of five employees, the **Public Works Superintendent**, and four **Public Works Maintenance Workers**. These five employees are responsible for the repair and maintenance in the various divisions including Parks, Cemetery, Streets, Storm Water and the Water/Sewer systems. The Public Works crew also performs maintenance on the various City buildings and basic maintenance on City vehicles and mowers. The Parks division is funded by the General Fund. All other Public Works divisions have their own funding sources.

COMMUNITY EVENTS & SERVICES

This would include all expenditures associated with the annual 4th of July event, the Community Clean Up/Recycling Event and donations made to various organization that provide social services to our community members.

PUBLIC SAFETY

This would include all expenditures associated with all aspects of Law Enforcement & Criminal Justice. Contracted law enforcement services, jail services, district court costs, prosecuting attorney services, public defender & DV advocate services.

Carnation started contracting with King County Sheriff's Office (KCSO) in January 2014 for police services. KCSO offers a number of options for cities that range from a complete in-city department with their own uniforms, city-marked cars and support staff, up to the Carnation model, "1 Dedicated Officer Plus Shared Patrol". Consequently, for 40 hours a week we have one dedicated officer in town answering calls and other deputies in or near town on a "Shared Patrol" basis 24/7. The shared patrol deputies, as well as our emphasis patrol deputies, respond to afterhours and weekend calls.

STREETS

The General Fund transfers money out to the Street Fund to subsidize general street operations and to the Street Capital Improvement Fund to provide local match monies for grant funded projects.

FIRE & EMS SERVICES

Carnation receives fire suppression, emergency medical services & fire inspection services from Eastside Fire & Rescue. As a separate taxing district from the City, ESF&R receives it's funding through its own property tax assessment. Arson investigation services are handled separately through an interlocal agreement with King County.

**CITY OF CARNATION
2019 FINAL ANNUAL BUDGET**

Account Number	Description	Actual 2016	Actual 2017	Amended Budget 2018	Year End Est. 2018	Proposed Budget 2019	Council Chngs/Notes 2019
LEGISLATIVE (511)							
001-000-511-20-43-02	City Hosted SVGA Event	\$96.00	\$561.67	\$500.00	\$0.00	\$500.00	
001-000-511-30-41-00	Legal Notices: Council	\$667.72	\$331.66	\$1,000.00	\$1,000.00	\$1,000.00	
001-000-511-30-41-01	Legal Notices: Proj Specific	\$844.64	\$1,542.99	\$1,500.00	\$1,500.00	\$1,500.00	
001-000-511-30-41-02	Legal Notices: Planning	\$496.88	\$1,478.94	\$3,000.00	\$3,000.00	\$3,000.00	
001-000-511-30-41-04	CMC Codification/Web Hosting	\$600.00	\$0.00	\$2,000.00	\$2,000.00	\$2,000.00	
001-000-511-40-49-00	Training/Tuition	\$0.00	\$0.00	\$0.00	\$75.00	\$500.00	
001-000-511-60-10-00	Salaries & Wages (Legislative)	\$12,750.24	\$14,250.22	\$14,250.00	\$14,250.00	\$15,000.00	
001-000-511-60-20-00	Payroll Taxes & Benefits	\$975.72	\$1,090.44	\$1,090.18	\$1,090.18	\$1,147.56	
001-000-511-60-31-00	Office/Operating Supplies	\$238.61	\$1,352.86	\$500.00	\$874.89	\$1,000.00	
001-000-511-60-41-10	Facilitated Retreats	\$0.00	\$3,320.32	\$3,000.00	\$3,000.00	\$2,000.00	Reduced in '19
001-000-511-60-42-01	Communications/Postage	\$16.90	\$20.80	\$100.00	\$100.00	\$100.00	
001-000-511-60-43-01	Mileage/Parking	\$0.00	\$0.00	\$0.00	\$12.00	\$50.00	
001-000-511-60-43-02	Meals ~ SCA, SVGA, Etc	\$107.82	\$491.00	\$800.00	\$2,000.00	\$2,000.00	Increased '19
001-000-511-60-43-03	Lodging	\$0.00	\$0.00	\$0.00	\$500.00	\$500.00	
001-000-511-70-31-00	Office/Operating Supplies	\$0.00	\$465.70	\$0.00	\$0.00	\$0.00	
001-000-511-70-41-03	Prof Svc-Lobbyists	\$3,000.00	\$20,000.00	\$0.00	\$0.00	\$0.00	
001-000-511-70-49-01	Legislative Registration Fees ~ Lobbying	\$0.00	\$520.00	\$0.00	\$560.00	\$600.00	
	001-000-511 Total	\$19,794.53	\$45,426.60	\$27,740.18	\$29,962.07	\$30,897.56	
EXECUTIVE (513)							
001-000-513-10-10-00	Salaries & Wages (Executive)	\$24,722.52	\$16,606.10	\$26,400.00	\$26,400.00	\$27,600.00	
001-000-513-10-20-00	Payroll Taxes & Benefits	\$9,323.57	\$5,176.29	\$10,224.58	\$10,224.58	\$10,825.43	
001-000-513-10-20-01	Retirement Plan Admin Fees	\$500.00	\$500.00	\$500.00	\$500.00	\$500.00	
001-000-513-10-31-00	Office/Operating Supplies	\$92.38	\$10.94	\$100.00	\$100.00	\$100.00	
001-000-513-10-41-01	Prof Svc: City Mgr Search	\$0.00	\$10,317.07	\$0.00	\$0.00	\$0.00	
001-000-513-10-41-12	Prof Svc: Interim City Mgr	\$0.00	\$13,082.11	\$0.00	\$0.00	\$0.00	
001-000-513-10-41-16	Prof Svc: Code Enforcement	\$172.00	\$550.60	\$5,000.00	\$5,000.00	\$5,000.00	
001-000-513-10-43-01	Mileage/Parking	\$0.00	\$14.50	\$200.00	\$200.00	\$200.00	

**CITY OF CARNATION
2019 FINAL ANNUAL BUDGET**

Account Number	Description	Actual 2016	Actual 2017	Amended Budget 2018	Year End Est. 2018	Proposed Budget 2019	Council Chngs/Notes 2019
001-000-513-10-43-02	Meals ~ SCA, SVGA, CM, Etc	\$32.01	\$302.89	\$125.00	\$500.00	\$500.00	
001-000-513-10-43-03	Lodging	\$0.00	\$0.00	\$500.00	\$500.00	\$500.00	
001-000-513-10-49-00	Dues/Fees	\$450.00	\$190.00	\$550.00	\$1,390.00	\$1,400.00	
001-000-513-10-49-01	Training	\$0.00	\$0.00	\$450.00	\$450.00	\$450.00	
	001-000-513 Total	\$35,292.48	\$46,750.50	\$44,049.58	\$45,264.58	\$47,075.43	
FINANCE & RECORDS (514)							
001-000-514-20-10-00	Salaries & Wages (Finance)	\$58,824.93	\$83,466.41	\$82,193.29	\$82,200.00	\$93,105.00	
001-000-514-20-20-00	Payroll Taxes & Benefits	\$28,058.27	\$37,738.98	\$42,713.72	\$42,800.00	\$48,204.00	
001-000-514-20-31-00	Office/Operating Supplies	\$168.90	\$232.15	\$100.00	\$120.28	\$200.00	
001-000-514-20-35-00	Small Tools & Equipment	\$253.79	\$91.08	\$130.00	\$130.00	\$130.00	
001-000-514-20-41-01	BofA ~ Account Analysis Fee	\$579.61	\$565.85	\$600.00	\$944.10	\$1,000.00	
001-000-514-20-41-02	Annual Software Maintenance	\$962.68	\$1,250.85	\$1,300.00	\$1,674.05	\$1,700.00	
001-000-514-20-41-03	Bond Maintenance Fees	\$37.75	\$45.30	\$50.00	\$50.00	\$50.00	
001-000-514-20-41-05	Electronic Payment Processing Fees	\$365.11	\$995.05	\$750.00	\$750.00	\$1,000.00	
001-000-514-20-43-01	Mileage/Parking	\$92.23	\$0.00	\$400.00	\$400.00	\$400.00	
001-000-514-20-43-02	Meals	\$0.00	\$10.32	\$0.00	\$0.00	\$0.00	
001-000-514-20-43-03	Lodging	\$146.21	\$0.00	\$1,000.00	\$1,000.00	\$1,000.00	
001-000-514-20-49-01	Training/Tuition	\$192.80	\$0.00	\$900.00	\$900.00	\$900.00	
001-000-514-20-49-02	Dues & Subscriptions	\$90.00	\$90.00	\$100.00	\$90.00	\$100.00	
001-000-514-23-51-00	State Audit	\$2,564.82	\$2,232.59	\$5,000.00	\$5,000.00	\$5,000.00	
001-000-514-30-31-00	Office/Operating Supplies	\$0.00	\$136.96	\$300.00	\$300.00	\$300.00	
001-000-514-30-41-01	Records Requests	\$845.85	\$286.00	\$0.00	\$0.00	\$0.00	
001-000-514-30-43-01	Mileage/Parking	\$0.00	\$0.00	\$0.00	\$33.90	\$100.00	
001-000-514-30-49-01	Dues & Subscriptions	\$0.00	\$0.00	\$40.00	\$115.20	\$125.00	
001-000-514-90-51-00	Election Expenses	\$810.64	\$4,107.23	\$4,100.00	\$6,333.72	\$4,100.00	
	001-000-514 Total	\$93,993.59	\$131,248.77	\$139,677.01	\$142,841.25	\$157,414.00	
LEGAL (515)							
001-000-515-30-41-02	Legal Fees - City Attorney	\$12,247.10	\$18,299.06	\$20,000.00	\$25,000.00	\$30,000.00	

**CITY OF CARNATION
2019 FINAL ANNUAL BUDGET**

Account Number	Description	Actual 2016	Actual 2017	Amended Budget 2018	Year End Est. 2018	Proposed Budget 2019	Council Chngs/Notes 2019
001-000-515-30-41-03	Legal Fees - General Planning	\$9,450.40	\$22,062.00	\$10,000.00	\$10,000.00	\$10,000.00	
001-000-515-30-41-04	Legal Fees - Cost Recovery	\$9,849.82	\$957.00	\$5,000.00	\$7,500.00	\$5,000.00	
001-000-515-30-41-05	Prof Svc: Legal/Personnel Issue	\$0.00	\$632.50	\$0.00	\$0.00	\$0.00	
001-000-515-30-41-06	Legal Fees ~ Annexation	\$0.00	\$2,400.00	\$0.00	\$2,280.00	\$0.00	
001-000-515-30-41-07	Legal Fees ~ Property Acquisition	\$0.00	\$0.00	\$0.00	\$750.00	\$0.00	
	001-000-515 Total	\$31,547.32	\$44,350.56	\$35,000.00	\$45,530.00	\$45,000.00	
CENTRAL SERVICES (518)							
001-000-518-10-31-00	Office/Operating Supplies	\$1,660.70	\$2,060.41	\$2,700.00	\$2,700.00	\$2,700.00	
001-000-518-10-35-00	Small Tools & Equipment	\$325.78	\$501.62	\$300.00	\$300.00	\$300.00	
001-000-518-10-41-04	Computer Network Support	\$1,939.38	\$1,085.46	\$1,500.00	\$2,000.00	\$2,000.00	
001-000-518-10-41-05	Custodial Services	\$475.20	\$865.35	\$800.00	\$800.00	\$800.00	
001-000-518-10-41-06	Annexation	\$0.00	\$800.84	\$0.00	\$2,000.00	\$0.00	
001-000-518-10-41-16	Prof Svc ~ Leadership Assessment	\$1,235.74	\$877.47	\$0.00	\$0.00	\$0.00	
001-000-518-10-41-17	Asset Inventory	\$0.00	\$737.43	\$750.00	\$0.00	\$750.00	
001-000-518-10-42-01	Communications: Postage	\$1,021.47	\$621.00	\$1,500.00	\$1,000.00	\$1,000.00	
001-000-518-10-42-02	Communications: Telephone	\$1,443.49	\$1,727.51	\$1,500.00	\$1,800.00	\$1,800.00	
001-000-518-10-42-03	Communications: Cellular	\$110.58	\$223.63	\$125.00	\$86.15	\$125.00	
001-000-518-10-42-04	Communications: I-NET,Wan,Web	\$595.63	\$900.00	\$1,500.00	\$1,000.00	\$1,000.00	
001-000-518-10-42-05	Communications: Newsletter/Radio	\$0.00	\$747.74	\$0.00	\$0.00	\$1,500.00	Resumed '19
001-000-518-10-45-01	Postage Meter	\$556.68	\$626.28	\$825.30	\$825.30	\$825.30	
001-000-518-10-45-02	Copier Lease	\$554.64	\$508.42	\$870.00	\$870.00	\$870.00	
001-000-518-10-46-00	Liability Insurance	\$10,762.29	\$9,941.92	\$9,750.00	\$9,732.58	\$10,000.00	
001-000-518-10-47-02	Utilites: Electric	\$1,124.70	\$1,248.80	\$1,500.00	\$1,400.00	\$1,500.00	
001-000-518-10-47-03	Utilities: Natural Gas	\$221.88	\$349.97	\$500.00	\$400.00	\$500.00	
001-000-518-10-47-05	Utilites: Combined Water/Sewer	\$526.38	\$677.48	\$800.00	\$700.00	\$800.00	
001-000-518-10-48-00	City Hall R&M	\$3,482.76	\$154.43	\$3,182.00	\$1,000.00	\$1,000.00	
001-000-518-10-53-01	Property Tax	\$213.52	\$411.46	\$400.00	\$328.81	\$400.00	

**CITY OF CARNATION
2019 FINAL ANNUAL BUDGET**

Account Number	Description	Actual 2016	Actual 2017	Amended Budget 2018	Year End Est. 2018	Proposed Budget 2019	Council Chngs/Notes 2019
001-000-518-10-64-02	Computer Hardware & Software	\$0.00	\$0.00	\$250.00	\$0.00	\$0.00	
001-000-518-20-48-00	Property Mgmt R&M ~ City Hall	\$5,680.72	\$0.00	\$3,000.00	\$100.00	\$15,000.00	Upstairs bathroom/shower
001-000-518-20-53-01	Leasehold Excise Tax Remittance	\$561.75	\$815.34	\$1,200.00	\$308.16	\$1,200.00	
001-000-518-30-31-00	Supplies-Janitorial	\$0.00	\$0.00	\$300.00	\$0.00	\$0.00	
001-000-518-90-49-00	Miscellaneous Dues & Fees	\$2,896.67	\$2,832.56	\$3,000.00	\$3,020.54	\$3,500.00	
001-000-518-90-49-04	Watershed Forum Cost-Share	\$866.00	\$893.00	\$931.00	\$0.00	\$931.00	
	001-000-518 Total	\$36,255.96	\$29,608.12	\$37,183.30	\$30,371.54	\$48,501.30	
PUBLIC SAFETY (52X)							
001-000-522-30-51-01	Fire Investigation - King Co.	\$0.00	\$0.00	\$433.00	\$0.00	\$0.00	
001-000-522-50-48-22	Fire Hydrant Repair/Maintenance	\$3,144.44	\$2,662.70	\$5,000.00	\$5,000.00	\$0.00	Moved to 401 in '19
	001-000-522 Total	\$3,144.44	\$2,662.70	\$5,433.00	\$5,000.00	\$0.00	
001-000-524-20-51-00	Building Inspections (ILA)	\$47,265.63	\$40,166.71	\$70,000.00	\$50,000.00	\$50,000.00	
	001-000-524 Total	\$47,265.63	\$40,166.71	\$70,000.00	\$50,000.00	\$50,000.00	
001-000-525-60-49-00	Emergency Radio Service Fee	\$512.97	\$379.50	\$500.00	\$500.00	\$500.00	
	001-000-525 Total	\$512.97	\$379.50	\$500.00	\$500.00	\$500.00	
PHYSICAL ENVIRONMENT (53X)							
001-000-537-24-49-00	SRCE Event	\$18,091.51	\$16,468.38	\$16,400.00	\$16,468.38	\$16,400.00	
	001-000-537 Total	\$18,091.51	\$16,468.38	\$16,400.00	\$16,468.38	\$16,400.00	
ENVIRONMENTAL SERVICES (554-XX)							
001-000-554-30-51-01	Animal Control Svc (KC)	\$1,567.00	\$434.00	\$1,000.00	\$2,060.00	\$2,000.00	
001-000-554-90-51-00	Pollution Control (PSCAA)	\$1,266.00	\$1,248.00	\$1,361.00	\$1,361.00	\$1,361.00	
	001-000-554 Total	\$2,833.00	\$1,682.00	\$2,361.00	\$3,421.00	\$3,361.00	
BUILDING PERMITS (558-50)							
001-000-558-50-10-00	Salaries & Wages (Building)	\$54,911.86	\$92,137.04	\$105,124.75	\$105,125.00	\$115,473.00	
001-000-558-50-20-00	Payroll Taxes & Benefits	\$28,169.57	\$41,662.72	\$55,845.52	\$55,850.00	\$58,530.00	
001-000-558-50-31-00	Office/Operating Supplies	\$2,072.89	\$2,482.66	\$1,500.00	\$2,000.00	\$2,000.00	

**CITY OF CARNATION
2019 FINAL ANNUAL BUDGET**

Account Number	Description	Actual 2016	Actual 2017	Amended Budget 2018	Year End Est. 2018	Proposed Budget 2019	Council Chngs/Notes 2019
001-000-558-50-31-01	Reference Materials	\$880.16	\$205.17	\$1,000.00	\$1,000.00	\$1,000.00	
001-000-558-50-35-00	Small Tools & Equipment	\$13,370.95	\$502.86	\$1,000.00	\$1,000.00	\$1,000.00	
001-000-558-50-41-01	Engineering/Plan Review	\$315.72	\$7,220.42	\$3,000.00	\$3,000.00	\$3,000.00	
001-000-558-50-41-02	Prof Svc: Legal	\$0.00	\$3,198.89	\$500.00	\$1,000.00	\$1,000.00	
001-000-558-50-41-03	Affidavits of Publication	\$69.41	\$1,125.12	\$100.00	\$100.00	\$100.00	
001-000-558-50-41-04	Computer Network Support	\$832.38	\$1,516.79	\$1,500.00	\$1,500.00	\$1,500.00	
001-000-558-50-41-05	Janitorial Services	\$178.20	\$594.75	\$500.00	\$600.00	\$600.00	
001-000-558-50-41-06	Annual Software Maintenance	\$2,691.01	\$4,055.61	\$4,100.00	\$4,543.01	\$5,000.00	
001-000-558-50-41-07	CMC Codification/Web Hosting	\$0.00	\$786.37	\$1,000.00	\$1,000.00	\$1,000.00	
001-000-558-50-41-08	BofA ~ Account Analysis Fees	\$131.26	\$536.07	\$550.00	\$648.40	\$750.00	
001-000-558-50-41-09	Public Records Request	\$192.23	\$0.00	\$0.00	\$0.00	\$0.00	
001-000-558-50-41-12	Interim City Manager	\$0.00	\$7,135.69	\$0.00	\$0.00	\$0.00	
001-000-558-50-41-16	Prof Svc: Leadership Assessment	\$537.28	\$381.51	\$0.00	\$0.00	\$0.00	
001-000-558-50-41-17	Asset Inventory	\$0.00	\$517.77	\$520.00	\$0.00	\$520.00	
001-000-558-50-41-18	Personnel Legal	\$0.00	\$177.10	\$0.00	\$0.00	\$0.00	
001-000-558-50-41-19	Administrative Appeal ~ Building	\$0.00	\$12,175.21	\$0.00	\$0.00	\$0.00	
001-000-558-50-41-20	City Manager Search	\$0.00	\$3,009.14	\$0.00	\$0.00	\$0.00	
001-000-558-50-41-21	Parcel Map Update	\$0.00	\$483.55	\$0.00	\$0.00	\$0.00	
001-000-558-50-41-22	Prof Svc: High Density Development Regulations	\$0.00	\$0.00	\$35,000.00	\$35,000.00	\$0.00	
001-000-558-50-42-01	Communications: Postage	\$70.38	\$99.57	\$50.00	\$129.33	\$50.00	
001-000-558-50-42-02	Communications: Telephone	\$767.06	\$1,150.92	\$800.00	\$1,000.00	\$1,000.00	
001-000-558-50-42-04	Communications: INET/Web	\$450.37	\$775.75	\$600.00	\$600.00	\$600.00	
001-000-558-50-42-05	Communications: Newsletter	\$0.00	\$508.38	\$0.00	\$0.00	\$1,000.00	Resuming '19
001-000-558-50-43-01	Mileage	\$264.55	\$167.66	\$200.00	\$200.00	\$200.00	
001-000-558-50-43-02	Lodging	\$468.21	\$289.12	\$500.00	\$500.00	\$500.00	
001-000-558-50-45-01	Postage Meter Lease	\$208.76	\$440.72	\$300.00	\$400.00	\$400.00	
001-000-558-50-45-02	Copier Lease	\$264.12	\$242.11	\$300.00	\$300.00	\$300.00	

**CITY OF CARNATION
2019 FINAL ANNUAL BUDGET**

Account Number	Description	Actual 2016	Actual 2017	Amended Budget 2018	Year End Est. 2018	Proposed Budget 2019	Council Chngs/Notes 2019
001-000-558-50-46-00	Liability Insurance	\$4,612.41	\$7,385.43	\$10,685.00	\$11,869.00	\$12,000.00	
001-000-558-50-47-02	Utilities: Electric	\$405.06	\$874.87	\$750.00	\$750.00	\$750.00	
001-000-558-50-47-03	Utilities: Natural Gas	\$79.86	\$245.28	\$300.00	\$300.00	\$300.00	
001-000-558-50-47-05	Utilities: Combined Water/Sewer	\$192.15	\$468.88	\$500.00	\$500.00	\$500.00	
001-000-558-50-48-00	City Hall R&M	\$1,337.10	\$632.97	\$200.00	\$500.00	\$500.00	
001-000-558-50-49-01	Training	\$216.00	\$409.32	\$500.00	\$500.00	\$500.00	
001-000-558-50-49-02	Dues/Memberships	\$104.90	\$130.00	\$150.00	\$303.43	\$305.00	
001-000-558-50-51-01	State Audit	\$1,235.34	\$1,116.29	\$1,500.00	\$1,500.00	\$1,500.00	
001-000-558-50-53-01	Property Tax	\$1.12	\$2.37	\$5.00	\$0.23	\$5.00	
	001-000-558-50 Total	\$115,030.31	\$194,844.08	\$228,580.27	\$231,718.40	\$211,883.00	
	PLANNING (558-60)						
001-000-558-60-10-01	Salaries & Wages (Planning)	\$49,949.53	\$39,434.16	\$42,463.88	\$42,465.00	\$50,937.00	
001-000-558-60-20-01	Payroll Taxes & Benefits	\$22,465.45	\$15,428.66	\$20,343.49	\$20,345.00	\$21,636.00	
001-000-558-60-31-00	Office/Operating Supplies	\$208.28	\$670.05	\$500.00	\$500.00	\$500.00	
001-000-558-60-35-00	Small Tools & Equipment	\$135.17	\$6.33	\$150.00	\$150.00	\$150.00	
001-000-558-60-41-05	Prof Svc: Mapping	\$0.00	\$483.55	\$2,000.00	\$2,000.00	\$2,000.00	
001-000-558-60-41-06	Prof Svc: Engineering	\$0.00	\$823.16	\$1,000.00	\$1,000.00	\$1,000.00	
001-000-558-60-41-07	Cost Recovery Engineering	\$172,879.00	\$117,621.38	\$192,500.00	\$190,000.00	\$192,500.00	
001-000-558-60-41-08	Prof Svc: Developmnt Rvw	\$210.48	\$0.00	\$1,000.00	\$0.00	\$0.00	
001-000-558-60-41-09	Prof Svc: Proj Spec Dvlpmnt Rev	\$0.00	\$4,683.36	\$1,000.00	\$1,000.00	\$1,000.00	
001-000-558-60-41-10	Prof Svc: SMP Update	\$0.00	\$0.00	\$0.00	\$10,000.00	\$0.00	
001-000-558-60-41-11	Interfund Permitting	\$0.00	\$1,200.00	\$1,600.00	\$1,600.00	\$1,600.00	
001-000-558-60-41-12	Administrative Appeal	\$0.00	\$2,436.00	\$0.00	\$0.00	\$0.00	
001-000-558-60-41-16	CMC Codification	\$0.00	\$285.95	\$300.00	\$300.00	\$300.00	
001-000-558-60-42-02	Communications: Postage	\$326.90	\$7.20	\$300.00	\$300.00	\$300.00	
001-000-558-60-43-01	Mileage	\$0.00	\$0.00	\$200.00	\$200.00	\$200.00	
001-000-558-60-43-02	Meals	\$0.00	\$58.30	\$0.00	\$29.60	\$60.00	
001-000-558-60-43-03	Lodging	\$0.00	\$0.00	\$500.00	\$500.00	\$500.00	
001-000-558-60-44-00	Printing	\$0.00	\$0.00	\$300.00	\$300.00	\$300.00	
001-000-558-60-49-01	Training/Tuition	\$0.00	\$0.00	\$450.00	\$450.00	\$450.00	

**CITY OF CARNATION
2019 FINAL ANNUAL BUDGET**

Account Number	Description	Actual 2016	Actual 2017	Amended Budget 2018	Year End Est. 2018	Proposed Budget 2019	Council Chngs/Notes 2019
001-000-558-60-49-02	Dues/Subscriptions	\$0.00	\$0.00	\$400.00	\$103.00	\$110.00	
	001-000-558-60 Total	\$246,174.81	\$183,138.10	\$265,007.37	\$271,242.60	\$273,543.00	
	ECONOMIC DEVELOPMENT (558- 70)						
001-000-558-70-41-04	Economic Development	\$200.00	\$302.50	\$500.00	\$15,900.00	\$0.00	
001-000-558-70-41-07	Savor Snoqualmie Valley (Port of Seattle Partnership)	\$0.00	\$7,500.00	\$0.00	\$0.00	\$0.00	
	001-000-558-70 Total	\$200.00	\$7,802.50	\$500.00	\$15,900.00	\$0.00	
	SOCIAL SERVICES (56X)						
001-000-566-20-51-00	Alcohol Rehabilitation: KC	\$476.79	\$489.74	\$500.00	\$500.00	\$500.00	
	001-000-566 Total	\$476.79	\$489.74	\$500.00	\$500.00	\$500.00	
001-000-567-00-49-02	Child & Youth Programs	\$0.00	\$0.00	\$5,000.00	\$5,000.00	\$5,000.00	
	001-000-567 Total	\$0.00	\$0.00	\$5,000.00	\$5,000.00	\$5,000.00	
001-000-569-00-49-01	Senior Programs	\$0.00	\$5,000.00	\$5,000.00	\$5,000.00	\$5,000.00	
	001-000-569 Total	\$0.00	\$5,000.00	\$5,000.00	\$5,000.00	\$5,000.00	
	CULTURAL & COMMUNITY EVENTS (573-9X)						
001-000-573-20-41-01	Cultural Arts	\$0.00	\$0.00	\$0.00	\$0.00	\$0.00	TBD in '19
001-000-573-90-41-01	Holiday Deco/lighting	\$914.46	\$898.72	\$1,000.00	\$1,000.00	\$2,000.00	Increased in '19
001-000-573-90-41-06	Community Radio Station	\$0.00	\$5,000.00	\$5,000.00	\$5,000.00	\$5,000.00	
	001-000-573 Total	\$914.46	\$5,898.72	\$6,000.00	\$6,000.00	\$7,000.00	
	PARKS (576)						
001-000-576-80-10-00	Salaries & Wages (Parks)	\$10,189.67	\$15,633.06	\$17,665.58	\$17,675.00	\$21,305.00	
001-000-576-80-20-00	Payroll Taxes & Benefits	\$6,003.31	\$9,670.94	\$12,223.36	\$12,225.00	\$14,395.00	
001-000-576-80-20-01	Union Boot/Clothing Allowance	\$6.38	\$137.57	\$100.00	\$150.00	\$150.00	
001-000-576-80-31-00	Operating Supplies	\$241.20	\$1,389.13	\$1,500.00	\$1,500.00	\$1,500.00	
001-000-576-80-32-00	Fuel	\$188.09	\$256.96	\$250.00	\$500.00	\$500.00	
001-000-576-80-35-00	Small Tools & Equipment	\$235.19	\$396.80	\$350.00	\$350.00	\$350.00	
001-000-576-80-35-01	Personal Safety Equipment	\$0.00	\$198.91	\$100.00	\$150.00	\$150.00	
001-000-576-80-41-01	Prof Svc - Sanican	\$3,132.56	\$2,755.59	\$3,400.00	\$3,000.00	\$3,400.00	

**CITY OF CARNATION
2019 FINAL ANNUAL BUDGET**

Account Number	Description	Actual 2016	Actual 2017	Amended Budget 2018	Year End Est. 2018	Proposed Budget 2019	Council Chngs/Notes 2019
001-000-576-80-41-02	Prof Svcs - Engineering	\$0.00	\$0.00	\$0.00	\$329.27	\$0.00	
001-000-576-80-47-01	Utilities: Water	\$1,682.81	\$2,746.08	\$1,700.00	\$1,700.00	\$1,700.00	
001-000-576-80-47-02	Utilites: Electric	\$763.87	\$804.33	\$1,000.00	\$1,000.00	\$1,000.00	
001-000-576-80-47-05	Utilities: Water/Sewer Combine	\$163.91	\$208.00	\$300.00	\$300.00	\$300.00	
001-000-576-80-48-00	Repairs/Maintenance- Facilities	\$2,798.48	\$470.58	\$1,000.00	\$1,000.00	\$1,000.00	
001-000-576-80-48-01	Repairs/Maintenance- Equipment	\$1,391.86	\$716.27	\$1,400.00	\$1,400.00	\$1,400.00	
001-000-576-80-48-04	AWC Parks RMSA Grant	\$3,066.86	\$3,000.00	\$3,000.00	\$0.00	\$0.00	
001-000-576-80-48-05	Vehicle Repairs & Maintenance	\$0.00	\$0.00	\$0.00	\$217.70	\$500.00	
001-000-576-80-48-06	Vandalism Repairs	\$0.00	\$0.00	\$0.00	\$500.00	\$500.00	
001-000-576-80-49-01	Miscellaneous Dues/Fees	\$5.30	\$0.00	\$15.00	\$0.00	\$0.00	
001-000-576-80-53-01	Property Tax	\$122.36	\$0.00	\$150.00	\$89.49	\$150.00	
	001-000-576 Total	\$29,991.85	\$38,384.22	\$44,153.94	\$42,086.46	\$48,300.00	
	CAPITAL EXPENDITURES (594-xx)						
001-000-594-18-64-04	City Hall HVAC (Central)	\$5,632.00	\$0.00	\$0.00	\$0.00	\$0.00	
001-000-594-18-64-05	Disposition of City Real Estate	\$0.00	\$4,934.00	\$0.00	\$0.00	\$0.00	
001-000-594-59-64-04	City Hall HVAC (Building)	\$3,071.18	\$0.00	\$0.00	\$0.00	\$0.00	
001-000-594-59-64-05	Building Permit Software Suite	\$31,787.93	\$0.00	\$0.00	\$0.00	\$0.00	
	001-000-594 Total	\$40,491.11	\$4,934.00	\$0.00	\$0.00	\$0.00	
	INTERFUND TRANSFERS OUT (597)						
001-000-597-11-00-02	Trans Out: to 002 Fund	\$27,000.00	\$65,000.00	\$140,000.00	\$140,000.00	\$250,000.00	Sales tax & utility tax for Tolt Corridor Construction
001-000-597-44-00-01	Transfer Out: to 101 Streets/Storm	\$0.00	\$0.00	\$130,000.00	\$130,000.00	\$130,000.00	Still in '19
001-000-597-64-00-01	Transfer-Out: Equipment 107	\$10,000.00	\$10,000.00	\$10,000.00	\$10,000.00	\$10,000.00	

**CITY OF CARNATION
2019 FINAL ANNUAL BUDGET**

Account Number	Description	Actual 2016	Actual 2017	Amended Budget 2018	Year End Est. 2018	Proposed Budget 2019	Council Chngs/Notes 2019
	001-000-597 Total	\$37,000.00	\$75,000.00	\$280,000.00	\$280,000.00	\$390,000.00	
	4th of JULY CELEBRATION						
001-404-511-30-41-00	Legal Notices - Fourth of July	\$46.63	\$46.63	\$60.00	\$49.48	\$60.00	
001-404-521-10-41-03	Prof Svcs - Police OT	\$6,690.81	\$8,504.53	\$7,500.00	\$7,500.00	\$7,500.00	
001-404-573-30-31-00	Operating Supplies - July 4th	\$467.35	\$429.70	\$500.00	\$500.00	\$500.00	
001-404-573-90-10-00	Salaries & Wages	\$1,027.12	\$1,110.95	\$1,200.00	\$1,200.00	\$1,200.00	
001-404-573-90-20-00	Payroll Taxes & Benefits	\$524.56	\$594.63	\$700.00	\$700.00	\$700.00	
001-404-573-90-41-00	Fireworks Display	\$10,000.00	\$10,000.00	\$10,000.00	\$10,000.00	\$11,000.00	Increased in '19 ~ Budget Neutral
001-404-573-90-45-00	4th of July Rentals	\$1,971.96	\$1,481.09	\$2,000.00	\$2,000.00	\$2,000.00	
001-404-573-90-48-00	4th of July Clean Up	\$450.01	\$0.00	\$500.00	\$500.00	\$500.00	
	001-404-573 Total	\$21,178.44	\$22,167.53	\$22,460.00	\$22,449.48	\$23,460.00	
	LAW ENFORCEMENT & CRIMINAL JUSTICE						
001-406-512-50-51-01	District Court Costs	\$18,768.00	\$13,242.00	\$15,000.00	\$17,000.00	\$17,000.00	
001-406-515-30-41-02	Legal/Prosecutor	\$14,400.00	\$14,616.00	\$15,000.00	\$15,000.00	\$16,000.00	
001-406-515-30-41-03	Legal/DV Advocate	\$0.00	\$0.00	\$500.00	\$500.00	\$500.00	
001-406-515-30-41-04	Legal/Public Defender	\$4,274.00	\$7,265.00	\$12,000.00	\$12,000.00	\$12,000.00	
001-406-521-10-41-01	Old Carnation PD Records Destruction	\$2,796.48	\$0.00	\$0.00	\$0.00	\$0.00	
001-406-521-10-51-14	Police Contracted Services ~ King County	\$445,412.00	\$477,358.00	\$500,000.00	\$494,805.00	\$520,000.00	
001-406-521-10-51-15	Prior Year Police Contracted Services Reconciliation	\$500.00	\$1,477.00	\$0.00	\$5,135.00	\$0.00	
001-406-521-10-51-16	Police Services ~ Special Ops/Emphasis Patrol	\$39,567.11	\$60,926.52	\$75,000.00	\$75,000.00	\$75,000.00	
001-406-521-20-42-01	Communications/Postage	\$0.00	\$0.00	\$200.00	\$0.00	\$200.00	
001-406-521-20-42-02	Communications/Telephone	\$836.17	\$514.51	\$1,000.00	\$500.00	\$500.00	
001-406-521-20-42-04	Communications/INET	\$1,392.00	\$1,305.00	\$1,500.00	\$1,500.00	\$1,500.00	
001-406-521-20-49-01	Membership/Dues/Training	\$0.00	\$235.00	\$0.00	\$735.12	\$0.00	
001-406-523-60-51-00	Jail Services ~ Other	\$5,488.85	\$8,364.59	\$15,000.00	\$15,000.00	\$15,000.00	

**CITY OF CARNATION
2019 FINAL ANNUAL BUDGET**

Account Number	Description	Actual 2016	Actual 2017	Amended Budget 2018	Year End Est. 2018	Proposed Budget 2019	Council Chngs/Notes 2019
001-406-523-60-51-01	Jail Services ~ King County	\$6,944.63	\$4,562.75	\$20,000.00	\$20,000.00	\$20,000.00	
	001-406-523 Total	\$540,379.24	\$589,866.37	\$655,200.00	\$657,175.12	\$677,700.00	
	TOTAL EXPENDITURES	\$1,320,568.44	\$1,486,269.10	\$1,890,745.65	\$1,906,430.88	\$2,041,535.29	

**CITY OF CARNATION
2019 FINAL ANNUAL BUDGET**

Account Number	Description	Actual 2016	Actual 2017	Amended Budget 2018	Year End Est. 2018	Adopted Budget 2019	Council Chngs/Notes 2019
----------------	-------------	----------------	----------------	---------------------------	--------------------------	---------------------------	--------------------------------

REVENUE STABILIZATION FUND – 002

FUND PURPOSE: The Revenue Stabilization Fund is a subfund of the General Fund. The purpose of the Revenue Stabilization Fund is to reserve & accumulate unexpended General Fund resources in order to mitigate impacts of future declines in General Fund revenue and to provide revenue for emergency or other exigent circumstances. The amounts of monies deposited into this fund and their subsequent disbursements are determined by the City Council.

REVENUE STABILIZATION FUND REVENUES

002-000-361-11-00-00	LGIP Investment Interest	\$36.05	\$584.55	\$400.00	\$1,500.00	\$1,500.00	
002-000-361-11-01-00	Bond Investment Interest	\$1,020.32	\$1,109.70	\$1,000.00	\$1,000.00	\$0.00	
	002-000-361 Total	\$1,056.37	\$1,694.25	\$1,400.00	\$2,500.00	\$1,500.00	
002-000-381-20-00-01	Interfund Loan Repayment from 108	\$0.00	\$0.00	\$125,000.00	\$125,000.00	\$55,000.00	
	002-000-381 Total	\$0.00	\$0.00	\$125,000.00	\$125,000.00	\$55,000.00	
002-000-397-11-00-02	Trans-In: From 001	\$27,000.00	\$65,000.00	\$140,000.00	\$140,000.00	\$250,000.00	From Sales Tax & Utility tax for Tolt Corridor Construction in '19
	002-000-397 Total	\$27,000.00	\$65,000.00	\$140,000.00	\$140,000.00	\$250,000.00	
	TOTAL REVENUES	\$28,056.37	\$66,694.25	\$266,400.00	\$267,500.00	\$306,500.00	

REVENUE STABILIZATION FUND EXPENDITURES

002-000-581-10-00-01	Interfund Loan Issued to 108	\$0.00	\$0.00	\$210,000.00	\$200,000.00	\$0.00	
	002-000-581 Total	\$0.00	\$0.00	\$210,000.00	\$200,000.00	\$0.00	
002-000-597-11-94-01	Transfer Out: to 301 Streets Capital	\$0.00	\$0.00	\$0.00	\$0.00	\$400,000.00	For Construction of Tolt Corridor Project in '19
	002-000-597 Total	\$0.00	\$0.00	\$0.00	\$0.00	\$400,000.00	
	TOTAL EXPENDITURES	\$0.00	\$0.00	\$210,000.00	\$200,000.00	\$400,000.00	

**CITY OF CARNATION
2019 FINAL ANNUAL BUDGET**

Account Number	Description	Actual 2016	Actual 2017	Amended Budget 2018	Year End Est. 2018	Adopted Budget 2019	Council Chngs/Notes 2019
----------------	-------------	----------------	----------------	---------------------------	--------------------------	---------------------------	--------------------------------

STREET FUND – 101

FUND PURPOSE: The Street Fund accounts for the operations & maintenance of the City streets, alleys & right of ways as well as sidewalks, street lighting, street signage, surface water drainage & roadside trees and vegetation. Revenues for this fund are primarily from Motor Vehicle Fuel Excise Tax, solid waste taxes & franchise fees. The Motor Vehicle Fuel Excise Tax must be used for “highway purposes” as defined by the State. Such purposes include administration, construction, reconstruction, maintenance and repairs to the City roadways.

PUBLIC WORKS DEPARTMENT: STREET DIVISION

The Street Division is responsible for the operation and maintenance of the City's infrastructure which includes streets, sidewalks, storm drains, and pedestrian facilities. In addition, the division is responsible for the operation and maintenance of safety devices including traffic control, street lighting and street signs. Additional services such as street sweeping, traffic striping, vegetation maintenance and snow removal provide for safe transportation throughout the community.

Many of the City's aging streets require more than routine maintenance to preserve their use from year to year. Maintenance activities are generally limited to crack sealing and pothole repair, storm drain maintenance, street sweeping and vegetation maintenance. The Public Works Street division performs routine maintenance, minor repairs and improvements, while major street reconstruction projects are contracted.

STREET FUND REVENUES

101-000-311-11-00-01	KCFCZD Opportunity Fund	\$9,022.12	\$0.00	\$10,000.00	\$10,000.00	\$40,000.00	
	101-000-311 Total	\$9,022.12	\$0.00	\$10,000.00	\$10,000.00	\$40,000.00	
101-000-316-45-00-01	Utility Tax ~ Solid Waste	\$28,741.10	\$31,120.52	\$0.00	\$0.00	\$0.00	
	101-000-316 Total	\$28,741.10	\$31,120.52	\$0.00	\$0.00	\$0.00	
101-000-321-91-45-01	Franchise Fee ~ Solid Waste	\$84,000.00	\$84,000.00	\$0.00	\$0.00	\$0.00	
	101-000-321 Total	\$84,000.00	\$84,000.00	\$0.00	\$0.00	\$0.00	
101-000-322-40-01-00	Street Use Permits	\$25.00	\$200.00	\$0.00	\$200.00	\$0.00	
101-000-322-40-02-00	ROW Construction Permit	\$10,636.82	\$4,800.00	\$4,000.00	\$4,000.00	\$4,000.00	

**CITY OF CARNATION
2019 FINAL ANNUAL BUDGET**

Account Number	Description	Actual 2016	Actual 2017	Amended Budget 2018	Year End Est. 2018	Adopted Budget 2019	Council Chngs/Notes 2019
	101-000-322 Total	\$10,661.82	\$5,000.00	\$4,000.00	\$4,200.00	\$4,000.00	
101-000-334-06-90-02	AWC Loss Conrol Grant (Streets)	\$0.00	\$3,000.00	\$2,000.00	\$1,000.00	\$0.00	
	101-000-334 Total	\$0.00	\$3,000.00	\$2,000.00	\$1,000.00	\$0.00	
101-000-336-00-71-00	Multimodal Transportation ~ Cities	\$1,831.59	\$1,944.97	\$2,862.30	\$2,900.00	\$3,300.00	
101-000-336-00-87-00	MV Fuels Tax - Street	\$38,643.03	\$38,363.79	\$41,594.70	\$41,594.70	\$44,200.00	
101-000-336-00-87-01	MVA Transpo City	\$0.00	\$1,701.88	\$2,496.90	\$2,500.00	\$2,651.00	
	101-000-336 Total	\$40,474.62	\$42,010.64	\$46,953.90	\$46,994.70	\$50,151.00	
101-000-337-00-38-01	KCD Stormwater Grant	\$0.00	\$0.00	\$0.00	\$0.00	\$95,000.00	New '19
	101-000-337 Total	\$0.00	\$0.00	\$0.00	\$0.00	\$95,000.00	
101-000-361-11-00-00	LGIP Investment Interest	\$451.58	\$1,100.15	\$1,000.00	\$1,800.00	\$1,000.00	
	101-000-361 Total	\$451.58	\$1,100.15	\$1,000.00	\$1,800.00	\$1,000.00	
101-000-397-44-00-01	Transfer In: from 001 General Fund	\$0.00	\$0.00	\$130,000.00	\$130,000.00	\$130,000.00	
	101-000-397 Total	\$0.00	\$0.00	\$130,000.00	\$130,000.00	\$130,000.00	
	TOTAL REVENUES	\$173,351.24	\$166,231.31	\$193,953.90	\$193,994.70	\$320,151.00	

STREET FUND EXPENDITURES

101-000-511-30-41-44	Legal Notice ~ Streets	\$63.71	\$0.00	\$0.00	\$0.00	\$0.00	
	101-000-511 Total	\$63.71	\$0.00	\$0.00	\$0.00	\$0.00	
101-000-514-20-41-01	BoFA ~ Account Analysis Fee	\$186.38	\$625.41	\$650.00	\$256.51	\$500.00	
101-000-514-20-41-02	Bond Maintenance Fees	\$1.30	\$3.12	\$5.00	\$5.00	\$5.00	
101-000-514-23-51-00	State Audit	\$1,549.72	\$1,364.35	\$2,000.00	\$2,000.00	\$2,000.00	
101-000-514-30-41-01	Public Records Request	\$171.02	\$0.00	\$0.00	\$0.00	\$0.00	
	101-000-514 Total	\$1,908.42	\$1,992.88	\$2,655.00	\$2,261.51	\$2,505.00	
101-000-518-10-48-01	City Hall R&M	\$1,040.31	\$1,022.31	\$1,340.00	\$300.00	\$500.00	
	101-000-518 Total	\$1,040.31	\$1,022.31	\$1,340.00	\$300.00	\$500.00	

**CITY OF CARNATION
2019 FINAL ANNUAL BUDGET**

Account Number	Description	Actual 2016	Actual 2017	Amended Budget 2018	Year End Est. 2018	Adopted Budget 2019	Council Chngs/Notes 2019
101-000-525-60-49-00	Emergency Radio Service Fee	\$512.97	\$379.50	\$500.00	\$500.00	\$500.00	
	101-000-525 Total	\$512.97	\$379.50	\$500.00	\$500.00	\$500.00	
101-000-542-10-41-01	ROW Engineering	\$0.00	\$975.56	\$1,000.00	\$1,000.00	\$1,000.00	
	101-000-542-10 Total	\$0.00	\$975.56	\$1,000.00	\$1,000.00	\$1,000.00	
ROADWAY PRISM							
101-000-542-30-31-00	Operating Supplies	\$1,044.62	\$2,369.97	\$3,000.00	\$3,000.00	\$3,000.00	
101-000-542-30-31-01	Op Supplies: Gravel	\$0.00	\$0.00	\$2,000.00	\$5,000.00	\$2,000.00	Increased in '18 for Parking Enhancements
101-000-542-30-31-02	Op Supplies: EZ Street/Asphalt	\$1,598.49	\$1,178.33	\$2,000.00	\$1,000.00	\$1,000.00	
101-000-542-30-32-00	Fuel	\$902.91	\$1,265.84	\$1,500.00	\$1,500.00	\$1,500.00	
101-000-542-30-35-00	Small Tools & Equipment	\$387.75	\$654.11	\$500.00	\$500.00	\$500.00	
101-000-542-30-35-01	Equipment-Personal Safety	\$132.53	\$162.81	\$200.00	\$200.00	\$200.00	
101-000-542-30-48-01	Equipment Repair & Maintenance	\$173.82	\$5.61	\$300.00	\$300.00	\$300.00	
101-000-542-30-48-02	AWC Streets/Roadway RMSA Grant	\$2,000.00	\$2,000.00	\$2,000.00	\$0.00	\$0.00	
	101-000-542-30 Total	\$4,240.12	\$7,636.67	\$11,500.00	\$11,500.00	\$8,500.00	
STORM WATER MANAGEMENT (542- 40)							
101-000-542-40-10-00	Salaries & Wages (Storm Drain Ops)	\$0.00	\$2,450.60	\$14,586.25	\$14,586.25	\$15,945.00	
101-000-542-40-20-00	Payroll Taxes & Benefits	\$0.00	\$1,813.20	\$9,235.31	\$9,235.31	\$10,518.00	
101-000-542-40-20-01	Union Boot/Clothing Allowance	\$0.00	\$18.81	\$100.00	\$100.00	\$100.00	
101-000-542-40-31-00	OP Supplies-Storm Drainage	\$0.00	\$828.19	\$2,000.00	\$2,000.00	\$2,000.00	
101-000-542-40-31-01	KCFCZD Opportunity Fund	\$2,649.84	\$0.00	\$10,000.00	\$10,000.00	\$10,000.00	
101-000-542-40-32-00	Fuel	\$0.00	\$0.00	\$0.00	\$500.00	\$500.00	
101-000-542-40-35-00	Small Tool & Equipment	\$0.00	\$166.75	\$600.00	\$200.00	\$200.00	
101-000-542-40-35-01	Safety Equipment	\$0.00	\$31.28	\$100.00	\$100.00	\$100.00	
101-000-542-40-41-01	Legal	\$0.00	\$963.34	\$0.00	\$0.00	\$10,000.00	New '19

**CITY OF CARNATION
2019 FINAL ANNUAL BUDGET**

Account Number	Description	Actual 2016	Actual 2017	Amended Budget 2018	Year End Est. 2018	Adopted Budget 2019	Council Chngs/Notes 2019
101-000-542-40-41-02	Prof Svc-Stormwater Engineering	\$0.00	\$0.00	\$1,000.00	\$2,000.00	\$45,000.00	Facility Plan Update '19
101-000-542-40-41-03	Storm Drain Vactoring	\$0.00	\$7,436.40	\$0.00	\$0.00	\$0.00	
101-000-542-40-41-04	Utility Locates	\$0.00	\$50.87	\$0.00	\$30.90	\$0.00	
101-000-542-40-41-05	Computer Network Support	\$0.00	\$0.00	\$100.00	\$149.15	\$100.00	
101-000-542-40-41-06	Street Cleaning	\$6,199.92	\$4,978.24	\$9,000.00	\$9,000.00	\$9,000.00	
101-000-542-40-41-07	Custodial Services	\$0.00	\$0.00	\$0.00	\$20.00	\$20.00	
101-000-542-40-41-08	Rate Study	\$0.00	\$0.00	\$0.00	\$0.00	\$40,000.00	New '19
101-000-542-40-42-02	Communications/Telephone	\$0.00	\$6.85	\$200.00	\$100.00	\$100.00	
101-000-542-40-42-03	Communications/Cellular Phone	\$0.00	\$30.06	\$200.00	\$200.00	\$200.00	
101-000-542-40-42-05	Communications: Newsletter	\$0.00	\$6.53	\$0.00	\$0.00	\$20.00	
101-000-542-40-45-02	Copier Lease	\$0.00	\$0.00	\$0.00	\$20.00	\$20.00	
101-000-542-40-47-02	Utilities: Electric	\$0.00	\$20.65	\$200.00	\$200.00	\$200.00	
101-000-542-40-47-03	Utilities: Natural Gas	\$0.00	\$1.91	\$50.00	\$50.00	\$50.00	
101-000-542-40-47-05	Utilities: Combined Water/Sewer	\$0.00	\$31.58	\$200.00	\$200.00	\$200.00	
101-000-542-40-48-00	Storm Drainage Maintenance Svc	\$0.00	\$0.00	\$1,000.00	\$1,000.00	\$1,000.00	
101-000-542-40-48-01	R&M ~ Shop	\$0.00	\$0.00	\$500.00	\$500.00	\$500.00	
101-000-542-40-48-02	Vehicle Repairs & Maintenance	\$0.00	\$0.00	\$500.00	\$500.00	\$500.00	
101-000-542-40-49-00	Training	\$0.00	\$0.00	\$0.00	\$50.00	\$50.00	
101-000-542-40-51-01	Property Tax	\$0.00	\$0.00	\$0.00	\$15.39	\$20.00	
	101-000-542-40 Total	\$8,849.76	\$18,835.26	\$49,571.56	\$50,757.00	\$146,343.00	
101-000-542-63-47-00	Street Lighting	\$17,783.33	\$17,504.59	\$19,000.00	\$19,000.00	\$19,000.00	
101-000-542-63-48-00	Street Lights R&M	\$0.00	\$0.00	\$2,000.00	\$0.00	\$0.00	
101-000-542-64-48-00	R&M: Existing Street Signage	\$0.00	\$4.98	\$100.00	\$100.00	\$100.00	
101-000-542-64-48-01	R&M Roadways: Street Striping (WSDOT)	\$272.00	\$0.00	\$1,000.00	\$0.00	\$0.00	
101-000-542-64-48-02	New Street Signage	\$0.00	\$660.91	\$800.00	\$1,000.00	\$1,000.00	
101-000-542-65-48-01	Parking Maintenance	\$0.00	\$0.00	\$0.00	\$7,000.00	\$0.00	Stop Bars '18

**CITY OF CARNATION
2019 FINAL ANNUAL BUDGET**

Account Number	Description	Actual 2016	Actual 2017	Amended Budget 2018	Year End Est. 2018	Adopted Budget 2019	Council Chngs/Notes 2019
	101-000-542-6X Total	\$18,055.33	\$18,170.48	\$22,900.00	\$27,100.00	\$20,100.00	
101-000-542-70-48-01	R&M ROW ~ Tree Removal/Maintenance	\$0.00	\$0.00	\$0.00	\$5,321.40	\$0.00	
101-000-542-70-51-00	Permits	\$500.00	\$0.00	\$0.00	\$0.00	\$0.00	
	101-000-542-70 Total	\$500.00	\$0.00	\$0.00	\$5,321.40	\$0.00	
	GENERAL STREET OPS						
101-000-542-90-10-00	Salaries & Wages (Street Ops)	\$23,953.20	\$25,616.10	\$30,594.10	\$30,595.00	\$41,582.00	
101-000-542-90-20-00	Payroll Taxes & Benefits	\$12,986.62	\$14,473.24	\$19,243.06	\$19,245.00	\$27,450.00	
101-000-542-90-20-01	Union Boot/Clothing Allow	\$33.07	\$254.75	\$200.00	\$200.00	\$200.00	
101-000-542-90-48-01	Vehicle Repair & Maintenance	\$1,335.67	\$703.91	\$1,750.00	\$1,000.00	\$1,000.00	
101-000-542-90-49-00	Miscellaneous Dues/Fees	\$148.73	\$132.24	\$150.00	\$68.00	\$100.00	
	101-000-542-90 Total	\$38,457.29	\$41,180.24	\$51,937.16	\$51,108.00	\$70,332.00	
	GENERAL STREET ADMIN						
101-000-543-10-10-00	Salaries & Wages (Street Adm)	\$16,231.03	\$20,392.57	\$33,701.66	\$33,702.00	\$40,275.00	
101-000-543-10-20-00	Payroll Taxes & Benefits	\$6,818.10	\$8,638.60	\$15,817.63	\$15,818.00	\$19,099.00	
101-000-543-10-41-01	Prof Svc-Engineering	\$3,344.28	\$3,304.80	\$3,000.00	\$3,000.00	\$3,000.00	
101-000-543-10-41-02	Prof Svc-Legal	\$0.00	\$26.14	\$500.00	\$500.00	\$500.00	
101-000-543-10-41-04	Computer Network Support	\$668.90	\$173.94	\$500.00	\$1,000.00	\$1,000.00	
101-000-543-10-41-06	Prof Svc - Traffic Study	\$0.00	\$258.65	\$0.00	\$0.00	\$0.00	
101-000-543-10-41-07	Prof Svc: Janitorial	\$138.60	\$134.40	\$200.00	\$200.00	\$200.00	
101-000-543-10-41-08	Prof Svc: Legal/Personnel Issue	\$0.00	\$253.00	\$0.00	\$0.00	\$0.00	
101-000-543-10-41-09	Annual Software Maintenance	\$695.02	\$733.88	\$750.00	\$411.89	\$500.00	
101-000-543-10-41-11	Prof Svc: City Mgr Search	\$0.00	\$4,298.80	\$0.00	\$0.00	\$0.00	
101-000-543-10-41-12	Prof Svcs: Interim City Mgr	\$0.00	\$9,514.26	\$0.00	\$0.00	\$0.00	
101-000-543-10-41-16	Prof Svc: Leadership Assessment	\$376.10	\$267.06	\$0.00	\$0.00	\$0.00	
101-000-543-10-41-17	Asset Inventory	\$0.00	\$313.80	\$312.00	\$0.00	\$312.00	
101-000-543-10-41-18	CMC Codification	\$0.00	\$190.63	\$200.00	\$200.00	\$200.00	
101-000-543-10-53-01	Property Tax	\$27.26	\$29.87	\$40.00	\$17.41	\$40.00	

**CITY OF CARNATION
2019 FINAL ANNUAL BUDGET**

Account Number	Description	Actual 2016	Actual 2017	Amended Budget 2018	Year End Est. 2018	Adopted Budget 2019	Council Chngs/Notes 2019
101-000-543-30-31-00	Office/Operating Supplies	\$380.56	\$537.80	\$250.00	\$505.34	\$500.00	
101-000-543-30-35-00	Small Tools & Equipment	\$91.03	\$190.40	\$200.00	\$20.00	\$100.00	
101-000-543-30-42-01	Communications/Postage	\$188.80	\$29.30	\$200.00	\$100.00	\$100.00	
101-000-543-30-42-02	Communications/Telephone	\$411.04	\$322.05	\$400.00	\$400.00	\$400.00	
101-000-543-30-42-03	Communications/Cellular Phone	\$287.46	\$385.27	\$400.00	\$300.00	\$300.00	
101-000-543-30-42-04	Communications: INET/Web	\$38.50	\$94.00	\$200.00	\$100.00	\$100.00	
101-000-543-30-42-05	Communications: Newsletter	\$0.00	\$145.19	\$0.00	\$0.00	\$200.00	Resumed in '19
101-000-543-30-43-01	Mileage	\$17.24	\$16.00	\$200.00	\$100.00	\$100.00	
101-000-543-30-43-03	Lodging	\$0.00	\$0.00	\$500.00	\$500.00	\$500.00	
101-000-543-30-45-01	Postage Meter Lease	\$162.36	\$92.80	\$400.00	\$200.00	\$200.00	
101-000-543-30-45-02	Copier Lease	\$132.00	\$121.00	\$210.00	\$150.00	\$150.00	
101-000-543-30-46-00	Liability Insurance	\$4,099.92	\$4,260.82	\$5,105.00	\$5,103.67	\$5,105.00	
101-000-543-30-49-00	Training/Tuition	\$48.73	\$10.32	\$450.00	\$450.00	\$450.00	
101-000-543-30-49-01	Dues	\$7.70	\$0.00	\$100.00	\$116.23	\$120.00	
101-000-543-50-31-00	Shop Facility Maint Supplies	\$0.00	\$0.00	\$125.00	\$0.00	\$0.00	
101-000-543-50-47-02	Shop Utilities - Electric	\$466.45	\$438.13	\$500.00	\$400.00	\$400.00	
101-000-543-50-47-03	Utilities - Natural Gas	\$70.38	\$61.27	\$175.00	\$100.00	\$100.00	
101-000-543-50-47-05	Utilities: Combined Water/Sewer	\$522.57	\$510.16	\$500.00	\$400.00	\$400.00	
101-000-543-50-48-00	Shop Facility Repairs & Maint	\$0.00	\$0.00	\$250.00	\$0.00	\$0.00	
	101-000-543 Total	\$35,224.03	\$55,744.91	\$65,186.29	\$63,794.54	\$74,351.00	
101-000-544-40-41-03	Prof Svc: Standards	\$0.00	\$0.00	\$4,500.00	\$3,000.00	\$3,000.00	
101-000-544-40-51-00	Prof Svc: STIP	\$811.06	\$2,213.45	\$2,300.00	\$5,925.65	\$5,000.00	
101-000-544-70-31-00	Street Beautification-Supplies	\$1,000.00	\$1,000.00	\$1,000.00	\$1,000.00	\$1,000.00	
101-000-544-70-49-04	Eastside Transportation Program Dues	\$50.00	\$50.00	\$50.00	\$50.00	\$50.00	
	101-000-544 Total	\$1,861.06	\$3,263.45	\$7,850.00	\$9,975.65	\$9,050.00	
101-000-548-68-45-00	Rentals	\$0.00	\$0.00	\$500.00	\$500.00	\$500.00	
	101-000-548 Total	\$0.00	\$0.00	\$500.00	\$500.00	\$500.00	
101-000-594-18-64-04	City Hall HVAC	\$1,383.29	\$0.00	\$0.00	\$0.00	\$0.00	

**CITY OF CARNATION
2019 FINAL ANNUAL BUDGET**

Account Number	Description	Actual 2016	Actual 2017	Amended Budget 2018	Year End Est. 2018	Adopted Budget 2019	Council Chngs/Notes 2019
101-000-594-42-63-01	Contracted Sidewalk Repairs/Replacement	\$3,321.40	\$4,841.80	\$0.00	\$6,000.00	\$10,000.00	New '18
	101-000-594 Total	\$4,704.69	\$4,841.80	\$0.00	\$6,000.00	\$10,000.00	
101-000-595-20-41-01	ROW Acquisition	\$0.00	\$1,229.20	\$0.00	\$0.00	\$0.00	
	101-000-595 Total	\$0.00	\$1,229.20	\$0.00	\$0.00	\$0.00	
	CRACK SEALING PROGRAM						
101-250-542-30-10-00	Salaries & Wages (Crack Sealing)	\$0.00	\$2,760.45	\$4,798.90	\$4,798.00	\$5,307.00	
101-250-542-30-20-00	Taxes & Benefits	\$0.00	\$1,963.16	\$3,031.34	\$3,031.00	\$3,290.00	
101-250-542-30-20-01	Union Boot/Clothing Allowance	\$0.00	\$1.45	\$20.00	\$20.00	\$20.00	
101-250-542-30-31-00	Operating Supplies	\$0.00	\$5,201.15	\$11,000.00	\$8,000.00	\$8,000.00	
101-250-542-30-32-00	Fuel	\$0.00	\$0.00	\$50.00	\$0.00	\$0.00	
101-250-542-30-35-00	Small Tools & Equipment	\$0.00	\$36.47	\$500.00	\$200.00	\$200.00	
101-250-542-30-35-01	Safety Equipment	\$0.00	\$69.99	\$50.00	\$50.00	\$50.00	
101-250-542-30-41-04	Clean Up ~ Street Sweeping	\$0.00	\$615.29	\$0.00	\$0.00	\$0.00	
	101-250-542 Total	\$0.00	\$10,647.96	\$19,450.24	\$16,099.00	\$16,867.00	
	TOTAL EXPENDITURES	\$122,417.69	\$170,920.22	\$239,390.25	\$250,717.10	\$365,548.00	

**CITY OF CARNATION
2019 FINAL ANNUAL BUDGET**

Account Number	Description	Actual 2016	Actual 2017	Amended Budget 2018	Year End Est. 2018	Adopted Budget 2019	Council Chngs/Notes 2019
----------------	-------------	----------------	----------------	---------------------------	--------------------------	---------------------------	--------------------------------

CONTINGENCY FUND – 105

FUND PURPOSE: To set aside revenue for future unforeseeable emergent expenditures.

CONTINGENCY FUND REVENUES

105-000-361-11-00-00	LGIP Investment Interest	\$0.00	\$240.29	\$120.00	\$700.00	\$700.00	
105-000-361-11-01-00	Bonds Investment Interest	\$93.87	\$178.96	\$200.00	\$200.00	\$0.00	
	105-000-361 Total	\$93.87	\$419.25	\$320.00	\$900.00	\$700.00	
	TOTAL REVENUES	\$93.87	\$419.25	\$320.00	\$900.00	\$320.00	

CONTINGENCY FUND EXPENDITURES

NO EXPENDITURES BUDGETED FOR THIS FUND IN 2019

**CITY OF CARNATION
2019 FINAL ANNUAL BUDGET**

Account Number	Description	Actual 2016	Actual 2017	Amended Budget 2018	Year End Est. 2018	Adopted Budget 2019	Council Chngs/Notes 2019
----------------	-------------	----------------	----------------	---------------------------	--------------------------	---------------------------	--------------------------------

CEMETERY FUND – 106

FUND PURPOSE: Operations & Maintenance of the Carnation Cemetery.

CEMETERY FUND REVENUES

106-000-343-60-01-00	Cemetery Fees - Grave O/C	\$4,950.00	\$9,578.00	\$6,000.00	\$8,000.00	\$6,500.00	
106-000-343-60-02-00	Burial Vault/Liner	\$525.00	\$2,628.00	\$1,000.00	\$2,500.00	\$1,000.00	
106-000-343-60-03-00	Services - Marker Setting	\$325.00	\$600.00	\$320.00	\$1,000.00	\$320.00	
106-000-343-60-04-00	Sales of Plots & Niches	\$4,700.00	\$5,020.00	\$3,600.00	\$3,600.00	\$3,600.00	
106-000-343-60-05-00	Marker/Monument Sales	\$0.00	\$0.00	\$3,000.00	\$0.00	\$3,000.00	
	106-000-343 Total	\$10,500.00	\$17,826.00	\$13,920.00	\$15,100.00	\$14,420.00	
106-000-361-11-00-00	LGIP Investment Interest	\$44.96	\$93.98	\$80.00	\$150.00	\$100.00	
	106-000-361 Total	\$44.96	\$93.98	\$80.00	\$150.00	\$100.00	
106-000-389-30-06-00	Sales Tax Received	\$45.15	\$226.00	\$400.00	\$400.00	\$400.00	
	106-000-389 Total	\$45.15	\$226.00	\$400.00	\$400.00	\$400.00	
	TOTAL REVENUES	\$10,590.11	\$18,145.98	\$14,400.00	\$15,650.00	\$14,920.00	

CEMETERY FUND EXPENDITURES

106-000-514-20-41-01	BofA ~ Account Analysis Fee	\$26.25	\$0.00	\$20.00	\$17.81	\$20.00	
106-000-514-20-41-02	Bond Maintenance Fees	\$0.00	\$0.22	\$0.00	\$0.00	\$0.00	
106-000-514-20-41-36	Bond Maintenance Fees	\$2.48	\$2.42	\$20.00	\$1.54	\$0.00	
106-000-514-23-51-00	State Audit	\$142.50	\$124.04	\$600.00	\$600.00	\$600.00	

**CITY OF CARNATION
2019 FINAL ANNUAL BUDGET**

Account Number	Description	Actual 2016	Actual 2017	Amended Budget 2018	Year End Est. 2018	Adopted Budget 2019	Council Chngs/Notes 2019
	106-000-514 Total	\$171.23	\$126.68	\$640.00	\$619.35	\$620.00	
106-000-536-10-10-00	Salaries & Wages (Cemetery Ad)	\$1,487.87	\$829.31	\$1,351.31	\$1,352.00	\$1,800.00	
106-000-536-10-20-00	Payroll Taxes & Benefits	\$788.42	\$364.68	\$697.01	\$697.00	\$1,006.00	
106-000-536-10-45-02	Copier Lease	\$13.20	\$12.10	\$15.00	\$15.00	\$15.00	
106-000-536-10-46-00	Liability Insurance	\$512.49	\$568.11	\$300.00	\$296.72	\$300.00	
106-000-536-10-49-01	Dues/Memberships	\$0.00	\$0.00	\$0.00	\$1.60	\$0.00	
106-000-536-10-53-01	Property Tax	\$184.37	\$253.31	\$275.00	\$253.31	\$275.00	
106-000-536-20-20-01	Union Boot/Clothing Allowance	\$0.49	\$10.44	\$20.00	\$15.00	\$15.00	
106-000-536-20-31-00	Operating Supplies	\$20.98	\$452.90	\$350.00	\$350.00	\$350.00	
106-000-536-20-41-01	Prof Svcs - Plot O/C & Markers	\$5,976.00	\$9,658.26	\$6,300.00	\$6,300.00	\$6,300.00	
106-000-536-20-47-01	Utilities: Water	\$443.88	\$462.75	\$450.00	\$450.00	\$450.00	
106-000-536-20-49-00	Miscellaneous	\$0.00	\$0.00	\$0.00	\$2.80	\$0.00	
106-000-536-20-53-00	Excise Taxes (WA State)	\$204.75	\$217.20	\$350.00	\$350.00	\$350.00	
106-000-536-50-10-00	Salaries & Wages (Cemetery Ops)	\$1,742.24	\$1,249.30	\$1,418.45	\$1,420.00	\$1,510.00	
106-000-536-50-20-00	Payroll Taxes & Benefits	\$932.17	\$752.74	\$970.28	\$970.00	\$1,002.00	
106-000-536-50-32-01	Fuel	\$62.69	\$85.65	\$200.00	\$100.00	\$100.00	
106-000-536-50-35-01	Personal Safety Equipment	\$0.00	\$0.00	\$0.00	\$1.98	\$0.00	
106-000-536-50-48-02	Repairs & Maintenance	\$89.70	\$288.33	\$500.00	\$300.00	\$800.00	
	106-000-536 Total	\$12,459.25	\$15,205.08	\$13,197.05	\$12,875.41	\$14,273.00	
106-000-589-30-06-00	Sales Tax Remitted	\$45.15	\$226.00	\$300.00	\$300.00	\$300.00	
	106-000-589 Total	\$45.15	\$226.00	\$300.00	\$300.00	\$300.00	
	TOTAL EXPENDITURS	\$12,675.63	\$15,557.76	\$14,137.05	\$13,794.76	\$15,193.00	

**CITY OF CARNATION
2019 FINAL ANNUAL BUDGET**

Account Number	Description	Actual 2016	Actual 2017	Amended Budget 2018	Year End Est. 2018	Adopted Budget 2019	Council Chngs/Notes 2019
----------------	-------------	----------------	----------------	---------------------------	--------------------------	---------------------------	--------------------------------

EQUIPMENT REPLACEMENT FUND – 107

FUND PURPOSE: The Equipment Replacement Fund is used to accumulate resources for the replacement or repair of the City equipment.

EQUIPMENT REPLACEMENT FUND REVENUES

107-000-361-11-00-00	LGIP Investment Interest	\$325.96	\$681.20	\$600.00	\$1,100.00	\$1,000.00	
	107-000-361 Total	\$325.96	\$681.20	\$600.00	\$1,100.00	\$1,000.00	
107-000-397-64-00-01	Transfer-In: General Fund 001	\$10,000.00	\$10,000.00	\$10,000.00	\$10,000.00	\$10,000.00	
107-000-397-64-00-03	Transfer-In: Street 101	\$5,000.00	\$5,000.00	\$5,000.00	\$5,000.00	\$5,000.00	
107-000-397-64-00-06	Transfer-In: Water/sewer 401	\$30,000.00	\$30,000.00	\$30,000.00	\$30,000.00	\$30,000.00	
	107-000-397 Total	\$45,000.00	\$45,000.00	\$45,000.00	\$45,000.00	\$45,000.00	
	TOTAL REVENUES	\$45,325.96	\$45,681.20	\$45,600.00	\$46,100.00	\$46,000.00	

EQUIPMENT REPLACEMENT FUND EXPENDITURES

107-000-594-18-64-01	Equipment - General Services	\$4,380.56	\$288.75	\$1,612.00	\$1,612.00	\$0.00	
107-000-594-18-64-03	Computer Hardware	\$0.00	\$3,514.24	\$15,000.00	\$15,000.00	\$0.00	
107-000-594-18-64-38	Equipment - Water/Sewer	\$29,022.04	\$288.75	\$29,568.00	\$29,568.00	\$5,000.00	
107-000-594-42-64-01	Equipment - Streets	\$3,237.91	\$288.75	\$9,020.00	\$9,020.00	\$17,500.00	Striper, Chipper & '99 ExMark Mower Replacement in '19
107-000-594-76-64-01	Equipment - Parks	\$0.00	\$288.75	\$8,800.00	\$8,800.00	\$7,500.00	
	107-000-594 Total	\$36,640.51	\$4,669.24	\$64,000.00	\$64,000.00	\$30,000.00	
	TOTAL EXPENDITURES	\$36,640.51	\$4,669.24	\$64,000.00	\$64,000.00	\$30,000.00	

**CITY OF CARNATION
2019 FINAL ANNUAL BUDGET**

Account Number	Description	Actual 2016	Actual 2017	Amended Budget 2018	Year End Est. 2018	Adopted Budget 2019	Council Chngs/Notes 2019
----------------	-------------	----------------	----------------	---------------------------	--------------------------	---------------------------	--------------------------------

PARKS DEVELOPMENT FUND – 108

FUND PURPOSE: The Parks Development Fund is used to accumulate all park mitigation fees and other funds authorized for deposit into the fund. All appropriate disbursements from the fund shall be authorized by the City Council in the Annual City Budget.

PARKS DEVELOPMENT FUND REVENUES

108-000-311-10-02-00	KC Parks Prop 2 Levy Proceeds	\$3,612.44	\$3,930.70	\$3,400.00	\$3,900.00	\$4,000.00	
108-000-311-10-03-00	KC Conservation Futures Grant	\$0.00	\$25,000.00	\$0.00	\$0.00	\$0.00	
	108-000-311 Total	\$3,612.44	\$28,930.70	\$3,400.00	\$3,900.00	\$4,000.00	
108-000-333-14-00-16	CDBG ~ Hockert Park Redevelopment Grant	\$0.00	\$0.00	\$75,000.00	\$75,000.00	\$0.00	
	108-000-333 Total	\$0.00	\$0.00	\$75,000.00	\$75,000.00	\$0.00	
108-000-337-00-00-16	'16 KC Youth Sports Facilities Grant	\$0.00	\$0.00	\$50,000.00	\$50,000.00	\$0.00	
	108-000-337 Total	\$0.00	\$0.00	\$50,000.00	\$50,000.00	\$0.00	
108-000-345-85-01-00	Park Mitigation Fees	\$63,690.00	\$34,580.00	\$175,185.00	\$100,000.00	\$100,000.00	
	108-000-345 Total	\$63,690.00	\$34,580.00	\$175,185.00	\$100,000.00	\$100,000.00	
108-000-361-11-00-00	LGIP Investment Interest	\$0.00	\$73.83	\$130.00	\$0.00	\$130.00	
108-000-361-11-01-00	Bond Investment Interest	\$447.34	\$397.49	\$0.00	\$0.00	\$0.00	
	108-000-361 Total	\$447.34	\$471.32	\$130.00	\$0.00	\$130.00	
108-000-367-00-76-01	Friends of Valley Memorial Park Donation (via MOMs Club)	\$1,000.67	\$0.00	\$0.00	\$0.00	\$0.00	
108-000-367-00-76-02	Hockert Park Redevelopment Donation	\$0.00	\$1,000.00	\$0.00	\$0.00	\$0.00	
	108-000-367 Total	\$1,000.67	\$1,000.00	\$0.00	\$0.00	\$0.00	
108-000-381-10-00-01	Interfund Loan Received from 002	\$0.00	\$0.00	\$210,000.00	\$150,000.00	\$0.00	

**CITY OF CARNATION
2019 FINAL ANNUAL BUDGET**

Account Number	Description	Actual 2016	Actual 2017	Amended Budget 2018	Year End Est. 2018	Adopted Budget 2019	Council Chngs/Notes 2019
	108-000-381 Total	\$0.00	\$0.00	\$210,000.00	\$150,000.00	\$0.00	
	TOTAL REVENUES	\$68,750.45	\$64,982.02	\$513,715.00	\$378,900.00	\$104,130.00	

PARKS DEVELOPMENT FUND EXPENDITURES

108-000-576-80-41-07	Park Impact Fee Study	\$0.00	\$5,280.00	\$0.00	\$0.00	\$0.00	
108-000-576-80-48-04	KC Parks Levy R&M	\$0.00	\$0.00	\$0.00	\$6,109.83	\$0.00	
	108-000-576 Total	\$0.00	\$5,280.00	\$0.00	\$6,109.83	\$0.00	
108-000-581-20-00-01	Interfund Loan Repaid to 002	\$0.00	\$0.00	\$125,000.00	\$125,000.00	\$55,000.00	
	108-000-581 Total	\$0.00	\$0.00	\$125,000.00	\$125,000.00	\$55,000.00	
108-000-594-76-61-01	Memorial Park Improvements	\$4,505.89	\$9,680.60	\$0.00	\$0.00	\$0.00	
108-000-594-76-61-02	Tolt Commons Expansion	\$0.00	\$76,040.40	\$0.00	\$0.00	\$0.00	
108-000-594-76-63-01	Hockert Park Improvements	\$8,977.20	\$0.00	\$0.00	\$0.00	\$0.00	
	108-000-594 Total	\$13,483.09	\$85,721.00	\$0.00	\$0.00	\$0.00	
	HOCKERT PARK REDEVELOPMENT (230)						
108-230-594-76-41-01	Design	\$0.00	\$22,019.49	\$9,013.01	\$2,808.74	\$0.00	
108-230-594-76-41-02	Construction Mgmt	\$0.00	\$0.00	\$8,985.50	\$8,782.77	\$0.00	
108-230-594-76-41-03	Permitting/Water Installation	\$0.00	\$10,245.00	\$0.00	\$8,982.78	\$0.00	
108-230-594-76-41-04	BID Protest	\$0.00	\$0.00	\$0.00	\$3,372.03	\$0.00	
108-230-594-76-44-01	Advertising	\$0.00	\$0.00	\$0.00	\$299.16	\$0.00	
108-230-594-76-63-01	Construction ~ Equipment	\$0.00	\$0.00	\$35,000.00	\$34,963.18	\$0.00	
108-230-594-76-63-02	Construction ~ Contractor	\$0.00	\$0.00	\$203,800.00	\$203,800.00	\$0.00	
108-230-594-76-63-03	Lights	\$0.00	\$0.00	\$13,000.00	\$12,818.40	\$0.00	
	108-230-594 Total	\$0.00	\$32,264.49	\$269,798.51	\$275,827.06	\$0.00	
	TOTAL EXPENDITURES	\$13,483.09	\$123,265.49	\$394,798.51	\$406,936.89	\$55,000.00	

**CITY OF CARNATION
2019 FINAL ANNUAL BUDGET**

Account Number	Description	Actual 2016	Actual 2017	Amended Budget 2018	Year End Est. 2018	Adopted Budget 2019	Council Chngs/Notes 2019
----------------	-------------	----------------	----------------	---------------------------	--------------------------	---------------------------	--------------------------------

TRAFFIC IMPACT FEE FUND – 109

FUND PURPOSE: A repository for the transportation impact fees collected pursuant to Chapter 3.50 of the CMC. Funds withdrawn shall be used in accordance with the provisions of Chapter 3.50 of the CMC and applicable State law. Interest earned on the fees shall be allocated to the Transportation Impact Fee Fund and expended in furtherance of the purposes for which the impact fees were collected.

TRAFFIC IMPACT FEE REVENUES

109-000-345-85-00-01	Transportation Impact Fees	\$75,504.00	\$42,283.00	\$321,345.00	\$100,000.00	\$200,000.00	
	109-000-345 Total	\$75,504.00	\$42,283.00	\$321,345.00	\$100,000.00	\$200,000.00	
109-000-361-11-00-00	LGIP Investment Interest	\$66.58	\$555.87	\$500.00	\$800.00	\$500.00	
109-000-361-11-01-00	Bond Investment Interest	\$118.42	\$118.42	\$300.00	\$0.00	\$0.00	
	109-000-361 Total	\$185.00	\$674.29	\$800.00	\$800.00	\$500.00	
	TOTAL REVENUES	\$75,689.00	\$42,957.29	\$322,145.00	\$100,800.00	\$200,500.00	

TRAFFIC IMPACT FEE EXPENDITURES

109-000-543-10-41-07	Traffic Impact Fee Study	\$0.00	\$24,562.13	\$0.00	\$0.00	\$0.00	
	109-000-543 Total	\$0.00	\$24,562.13	\$0.00	\$0.00	\$0.00	
109-000-595-20-61-01	ROW Easement Acquisition	\$0.00	\$630.00	\$0.00	\$6,271.80	\$0.00	
	109-000-595 Total	\$0.00	\$630.00	\$0.00	\$6,271.80	\$0.00	
109-000-597-00-63-01	Transfer Out: to 301 for CBD Turn Pocket Construction	\$0.00	\$0.00	\$0.00	\$0.00	\$175,000.00	New '19
	109-000-597 Total	\$0.00	\$0.00	\$0.00	\$0.00	\$175,000.00	
109-251-594-31-41-01	Toit Ave/CBD ROW Acquisition	\$0.00	\$0.00	\$0.00	\$180,000.00	\$0.00	
	109-251-594 Total	\$0.00	\$0.00	\$0.00	\$180,000.00	\$0.00	
109-261-543-10-41-16	NE 40th Roundabout ~ Engineering/Design	\$6,628.00	\$439.80	\$5,000.00	\$4,210.16	\$0.00	
	109-261-543 Total	\$6,628.00	\$439.80	\$5,000.00	\$4,210.16	\$0.00	
	TOTAL EXPENDITURES	\$6,628.00	\$25,631.93	\$5,000.00	\$190,481.96	\$175,000.00	

**CITY OF CARNATION
2019 FINAL ANNUAL BUDGET**

Account Number	Description	Actual 2016	Actual 2017	Amended Budget 2018	Year End Est. 2018	Adopted Budget 2019	Council Chngs/Notes 2019
----------------	-------------	----------------	----------------	---------------------------	--------------------------	---------------------------	--------------------------------

LTGO BOND REDEMPTION FUND – 201

FUND PURPOSE: This fund receives Interfund Transfers-In from the General Fund to pay the debt service on the Long Term General Obligation (LTGO) Bonds .

LTGO BOND REDEMPTION FUND REVENUES

NO REVENUES BUDGETED FOR THIS FUND IN 2019

LTGO BOND REDEMPTION FUND EXPENDITURES

NO EXPENDITURES BUDGETED FOR THIS FUND IN 2019

**CITY OF CARNATION
2019 FINAL ANNUAL BUDGET**

Account Number	Description	Actual 2016	Actual 2017	Amended Budget 2018	Year End Est. 2018	Adopted Budget 2019	Council Chngs/Notes 2019
----------------	-------------	----------------	----------------	---------------------------	--------------------------	---------------------------	--------------------------------

STREET CAPITAL IMPROVEMENT FUND – 301

FUND PURPOSE: The primary purpose of the Street Capital Improvement Fund is to accumulate Real Estate Excise Tax (REET) 2 revenues imposed under CMC Section 3.29.010. Monies in this fund are accumulated year to year and may be expended upon direction of the City Council for the purpose of making capital improvements to the City’s street infrastructure for the public benefit.

CAPITAL IMPROVEMENT FUND REVENUES

301-000-318-34-00-00	REET 1	\$118,924.17	\$157,169.36	\$0.00	\$0.00	\$0.00	Move to 302 '18
301-000-318-35-00-00	REET 2	\$118,924.17	\$157,169.35	\$150,000.00	\$150,000.00	\$150,000.00	
	301-000-318 Total	\$237,848.34	\$314,338.71	\$150,000.00	\$150,000.00	\$150,000.00	
301-000-334-00-10-18	State Capital Budget Appropriation	\$0.00	\$0.00	\$0.00	\$0.00	\$1,498,650.00	Secured Funding
301-000-334-03-10-18	DOE Water Quality Stormwater Grant	\$0.00	\$0.00	\$0.00	\$0.00	\$773,125.00	Secured Funding
301-000-334-03-61-02	Safe Routes Grant ~ Spliman Pathway	\$290,000.00	\$0.00	\$0.00	\$0.00	\$0.00	
301-000-334-03-63-01	WSDOT Partnership Commitment ~ Paving	\$0.00	\$0.00	\$0.00	\$0.00	\$200,000.00	Secured Funding
301-000-334-03-63-02	WSDOT H&LP P&B Grant	\$0.00	\$0.00	\$0.00	\$0.00	\$691,338.00	Unsecured Funding
301-000-334-03-89-02	TIB Entwistle St Overlay Grant	\$18,703.91	\$34,568.86	\$68,392.00	\$68,392.23	\$0.00	
301-000-334-03-89-05	PSRC SR203/Tolt Ave CBD Design & Engineering Grant	\$323,916.89	\$88,327.07	\$269,967.00	\$269,967.00	\$0.00	
301-000-334-03-89-06	TIB E Rutherford Reconstruction Grant	\$279,216.40	\$22,911.60	\$0.00	\$0.00	\$0.00	
301-000-334-03-89-07	TIB Relight Washington Grant	\$0.00	\$141,921.00	\$0.00	\$0.00	\$0.00	
301-000-334-03-89-08	TIB Morrison (SCAP) TIB6-P-801(008)-1	\$0.00	\$0.00	\$740,727.00	\$740,727.00	\$0.00	
301-000-334-03-89-09	TIB SCAP Grant ~ Tolt Ave Construction	\$0.00	\$0.00	\$0.00	\$0.00	\$750,000.00	Unsecured Funding
301-000-334-03-89-10	TIB Complete Streets ~ Tolt Avenue Construction	\$0.00	\$0.00	\$0.00	\$0.00	\$250,000.00	Unsecured Funding
	301-000-334 Total	\$911,837.20	\$287,728.53	\$1,079,086.00	\$1,079,086.23	\$4,163,113.00	

**CITY OF CARNATION
2019 FINAL ANNUAL BUDGET**

Account Number	Description	Actual 2016	Actual 2017	Amended Budget 2018	Year End Est. 2018	Adopted Budget 2019	Council Chngs/Notes 2019
301-000-337-07-00-01	Port of Seattle Economic Partnership Grant	\$0.00	\$0.00	\$5,000.00	\$5,000.00	\$0.00	
	301-000-337 Total	\$0.00	\$0.00	\$5,000.00	\$5,000.00	\$0.00	
301-000-361-11-00-00	LGIP Investment Interest	\$294.95	\$616.42	\$550.00	\$1,100.00	\$1,100.00	
301-000-361-11-01-00	Bond Intestment Interest	\$498.50	\$498.50	\$498.50	\$0.00	\$0.00	
	301-000-361 Total	\$793.45	\$1,114.92	\$1,048.50	\$1,100.00	\$1,100.00	
301-000-367-00-63-01	PSE Contribution ~ Tolt Ave Utility Undergrounding	\$0.00	\$0.00	\$0.00	\$0.00	\$421,034.00	Promised
	301-000-367 Total	\$0.00	\$0.00	\$0.00	\$0.00	\$421,034.00	
301-000-397-00-63-01	Interfund Transfer from 109 for CBD Turn Pocket Construction	\$0.00	\$0.00	\$0.00	\$0.00	\$175,000.00	Secured Funding
301-000-397-11-94-01	Interfund Transfer from 002 Revenue Stabilization	\$0.00	\$0.00	\$0.00	\$0.00	\$400,000.00	Secured Funding
	301-000-397 Total	\$0.00	\$0.00	\$0.00	\$0.00	\$575,000.00	
	TOTAL REVENUES	\$1,150,478.99	\$603,182.16	\$1,235,134.50	\$1,235,186.23	\$5,310,247.00	

CAPITAL IMPROVEMENT FUND EXPENDITURES

301-000-514-20-41-02	Bond Maintenance Fees	\$12.16	\$13.20	\$50.00	\$7.70	\$0.00	
	301-000-514 Total	\$12.16	\$13.20	\$50.00	\$7.70	\$0.00	
301-000-543-10-41-03	Prof Svc ~ Funding Assistance	\$0.00	\$975.56	\$2,900.00	\$2,900.00	\$2,900.00	
	301-000-543 Total	\$0.00	\$975.56	\$2,900.00	\$2,900.00	\$2,900.00	
301-000-595-64-63-01	Speed Radar Signs	\$4,694.00	\$8,390.14	\$0.00	\$0.00	\$0.00	
	301-000-595 Total	\$4,694.00	\$8,390.14	\$0.00	\$0.00	\$0.00	

**CITY OF CARNATION
2019 FINAL ANNUAL BUDGET**

Account Number	Description	Actual 2016	Actual 2017	Amended Budget 2018	Year End Est. 2018	Adopted Budget 2019	Council Chngs/Notes 2019
SR203/TOLT AVE/CBD DESIGN PROJECT (251)							
301-251-595-30-41-02	Project Review ~ City Engineer	\$4,010.62	\$30,851.36	\$0.00	\$30,000.00	\$0.00	
301-251-595-30-51-01	CA Services ~ KCDOT	\$849.84	\$164.26	\$0.00	\$2,000.00	\$0.00	
301-251-595-30-51-02	WSDOT Review	\$763.58	\$0.00	\$0.00	\$1,000.00	\$0.00	
301-251-595-30-63-01	Design/Engineering	\$251,334.25	\$113,224.47	\$283,134.61	\$283,134.61	\$0.00	
	301-251-595 Total	\$256,958.29	\$144,240.09	\$283,134.61	\$316,134.61	\$0.00	
SR203/TOLT AVE/CBD STORMWATER ~ DOE (252)							
301-252-594-31-41-01	Design/Engineering	\$0.00	\$0.00	\$0.00	\$75,000.00	\$0.00	
	301-252-594 Total	\$0.00	\$0.00	\$0.00	\$75,000.00	\$0.00	
E RUTHERFORD RECONSTRUCTION PROJECT (254)							
301-254-595-30-41-01	Design/Engineering	\$54,547.71	\$0.00	\$0.00	\$0.00	\$0.00	
301-254-595-30-41-02	Construction Management ~ Engineer	\$32,496.20	\$0.00	\$0.00	\$0.00	\$0.00	
301-254-595-30-63-01	Construction ~ Contractor	\$253,165.32	\$73.87	\$0.00	\$0.00	\$0.00	
	301-254-595 Total	\$340,209.23	\$73.87	\$0.00	\$0.00	\$0.00	
E ENTWISTLE OVERLAY PROJECT (255)							
301-255-595-30-41-01	Design/Engineering	\$11,194.73	\$638.94	\$0.00	\$0.00	\$0.00	
301-255-595-30-41-02	Construction Management ~ Engineer	\$0.00	\$108.40	\$0.00	\$0.00	\$0.00	
301-255-595-30-63-01	Construction ~ Contractor	\$46,873.87	\$70,963.14	\$0.00	\$0.00	\$0.00	
	301-255-595 Total	\$58,068.60	\$71,710.48	\$0.00	\$0.00	\$0.00	

**CITY OF CARNATION
2019 FINAL ANNUAL BUDGET**

Account Number	Description	Actual 2016	Actual 2017	Amended Budget 2018	Year End Est. 2018	Adopted Budget 2019	Council Chngs/Notes 2019
TIB RELIGHT WASHINGTON PROJECT (256)							
301-256-595-30-41-01	LED Street Light Conversion	\$0.00	\$146,618.06	\$0.00	\$0.00	\$0.00	
	301-256-595 Total	\$0.00	\$146,618.06	\$0.00	\$0.00	\$0.00	
E/W MORRISION STREET PROJECT (257)							
301-257-595-30-41-01	Design/Engineering	\$0.00	\$0.00	\$107,675.00	\$107,675.00	\$0.00	
301-257-595-30-41-02	Construction Management	\$0.00	\$0.00	\$78,895.00	\$77,991.80	\$0.00	
301-257-595-30-44-01	Advertising/Notices of Publication	\$0.00	\$0.00	\$0.00	\$903.20	\$0.00	
301-257-595-30-63-01	Construction ~ Contractor	\$0.00	\$0.00	\$621,900.00	\$621,900.00	\$0.00	
	301-257-595 Total	\$0.00	\$0.00	\$808,470.00	\$808,470.00	\$0.00	
BIRD STREET BANNER POLES (259)							
301-259-594-58-41-01	Design/Engineering	\$0.00	\$0.00	\$3,000.00	\$3,000.00	\$0.00	
301-259-594-58-63-01	Construction/Contractor	\$0.00	\$0.00	\$12,000.00	\$12,000.00	\$0.00	
	301-259-594 Total	\$0.00	\$0.00	\$15,000.00	\$15,000.00	\$0.00	
	Placeholder Tolt Avenue/CBD Project	\$0.00	\$0.00	\$0.00	\$0.00	\$5,920,800.00	BARS codes by funding source to come with Amendment in March '19 once all funding sources are secured
	TOTAL EXPENDITURES	\$965,820.83	\$372,021.40	\$1,109,554.61	\$1,217,512.31	\$5,923,700.00	

NOTE: Capital Projects not completed in 2018 will roll into 2019 and be reappropriated as part of the March, 2019 Budget Amendment.

**CITY OF CARNATION
2019 FINAL ANNUAL BUDGET**

Account Number	Description	Actual 2016	Actual 2017	Amended Budget 2018	Year End Est. 2018	Adopted Budget 2019	Council Chngs/Notes 2019
----------------	-------------	----------------	----------------	---------------------------	--------------------------	---------------------------	--------------------------------

CAPITAL FACILITIES FUND – 302

FUND PURPOSE: Established as part of the 2018 Budget, the primary purpose of the Capital Facilities Fund is to accumulate Real Estate Excise Tax (REET) 1 revenues imposed under CMC Section 3.29.010. Monies in this fund are accumulated year to year and may be expended upon direction of the City Council for the purpose of making capital improvements to the City’s public facilities for the public benefit.

CAPITAL FACILITIES FUND REVENUES

302-000-318-34-00-00	REET 1	\$0.00	\$0.00	\$150,000.00	\$150,000.00	\$150,000.00	
	302-000-318 Total	\$0.00	\$0.00	\$150,000.00	\$150,000.00	\$150,000.00	
302-000-361-11-00-00	LGIP Investment Interest	\$0.00	\$0.00	\$0.00	\$100.00	\$100.00	
	302-000-361 Total	\$0.00	\$0.00	\$0.00	\$100.00	\$100.00	
	TOTAL REVENUES	\$0.00	\$0.00	\$150,000.00	\$150,100.00	\$150,100.00	

CAPITAL FACILITIES FUND EXPENDITURES

NO EXPENDITURES BUDGETED FOR THIS FUND IN 2019

**CITY OF CARNATION
2019 FINAL ANNUAL BUDGET**

Account Number	Description	Actual 2016	Actual 2017	Amended Budget 2018	Year End Est. 2018	Adopted Budget 2019	Council Chngs/Notes 2019
----------------	-------------	----------------	----------------	---------------------------	--------------------------	---------------------------	--------------------------------

CEMETERY CAPITAL IMPROVEMENT FUND – 306

FUND PURPOSE: The primary purpose of the Cemetery Capital Improvement Fund is to accumulate resources to install a columbarium at the Carnation Cemetery.

CEMETERY CAPITAL IMP FUND REVENUES

306-000-361-11-00-00	LGIP Investment Interest	\$0.00	\$0.81	\$0.00	\$0.72	\$0.00	
306-000-361-11-01-00	Bonds Investment Interest	\$69.80	\$69.80	\$69.80	\$69.80	\$0.00	
	306-000-361 Total	\$69.80	\$70.61	\$69.80	\$69.80	\$0.00	
	TOTAL REVENUES	\$69.80	\$70.61	\$69.80	\$69.80	\$0.00	

CEMETERY CAPITAL IMP FUND EXPENDITURES

NO EXPENDITURES BUDGETED FOR THIS FUND IN 2019

**CITY OF CARNATION
2019 FINAL ANNUAL BUDGET**

Account Number	Description	Actual 2016	Actual 2017	Amended Budget 2018	Year End Est. 2018	Adopted Budget 2019	Council Chngs/Notes 2019
----------------	-------------	----------------	----------------	---------------------------	--------------------------	---------------------------	--------------------------------

WATERWORKS FUND – 401

FUND PURPOSE: The Waterworks Fund accounts for the activities associated with the operations, repair & maintenance of the City’s Water & Sewer Utilities. Most revenues for this fund are received from service based fees charged to the utility users.

PUBLIC WORKS DEPARTMENT: WATER DIVISION

The purpose of the water division is to provide a reliable and safe source of drinking water for the citizens and customers of the City. The department operates, maintains and improves the Carnation water system, which consists of both water supply and distribution components. The water supply is spring fed and is supplemented by one standby well.

The water transmission system includes several thousand lineal feet of various sized water mains, service lines and water meters. The current level of service consists of water quality testing, meter reading, customer billing, repair of transmission system leaks and breaks and maintenance of the supply system including the springs and well, plus all necessary equipment, recorders, meters, and storage reservoir.

PUBLIC WORKS DEPARTMENT: SEWER DIVISION

The purpose of the sewer division is to provide safe and reliable sanitary sewer service for the citizens and customers of the City. The department operates and maintains the Carnation sewer system which consists of a vacuum pump station and wastewater collection system. Routine operation and maintenance of the sewer collection and conveyance system consists of daily monitoring of vacuum system flow volume and pressure, inspection of valve pits, buffer tanks, vacuum and sewage pumps plus all necessary equipment, recorders and meters.

Wastewater is collected and conveyed by the system to the wastewater treatment facility operated by King County, where it is treated by a membrane bioreactor prior to discharge. The Carnation Treatment Plant produces reclaimed water that is sent to Chinook Bend and is used for wetland enhancement.

**CITY OF CARNATION
2019 FINAL ANNUAL BUDGET**

Account Number	Description	Actual 2016	Actual 2017	Amended Budget 2018	Year End Est. 2018	Adopted Budget 2019	Council Chngs/Notes 2019
----------------	-------------	----------------	----------------	---------------------------	--------------------------	---------------------------	--------------------------------

WATERWORKS FUND REVENUES

401-000-316-42-00-00	Utility Tax ~ Water	\$0.00	\$49,763.35	\$52,000.00	\$52,000.00	\$55,000.00	
	401-000-316 Total	\$0.00	\$49,763.35	\$52,000.00	\$52,000.00	\$55,000.00	
401-000-322-10-34-01	Utility Extension Permit ~ Water	\$1,000.00	\$1,500.00	\$1,500.00	\$0.00	\$0.00	
401-000-322-10-35-01	Utility Extension Permit ~ Sewer	\$9,722.99	\$6,750.46	\$1,500.00	\$0.00	\$0.00	
401-000-322-10-35-03	Side Sewer Permit	\$17,900.00	\$10,800.00	\$10,000.00	\$10,800.00	\$10,800.00	
	401-000-322 Total	\$28,622.99	\$19,050.46	\$13,000.00	\$10,800.00	\$10,800.00	
401-000-341-43-00-01	Utility Lien Release	\$594.00	\$528.00	\$500.00	\$500.00	\$500.00	
	401-000-341 Total	\$594.00	\$528.00	\$500.00	\$500.00	\$500.00	
401-000-342-40-00-01	Side Sewer Inspection Fees	\$160.00	\$240.00	\$160.00	\$0.00	\$0.00	
401-000-342-40-34-01	Utility Extension Inspection ~ Water	\$0.00	\$0.00	\$0.00	\$1,000.00	\$0.00	
401-000-342-40-35-01	Utility Extension Inspection ~ Sewer	\$1,631.33	\$0.00	\$0.00	\$2,000.00	\$0.00	
	401-000-342 Total	\$1,791.33	\$240.00	\$160.00	\$3,000.00	\$0.00	
401-000-343-40-00-01	Water Sales	\$629,419.99	\$687,704.63	\$752,760.00	\$752,760.00	\$805,000.00	
401-000-343-40-00-03	Water Meter Installation Fees	\$27,150.00	\$8,500.00	\$15,000.00	\$15,000.00	\$15,000.00	
401-000-343-40-00-04	Hydrant Use	\$225.00	\$50.00	\$200.00	\$200.00	\$200.00	
401-000-343-40-00-05	Hydrant Water Sales	\$1,121.40	\$247.80	\$2,000.00	\$500.00	\$500.00	
401-000-343-40-00-06	Water Availability	\$2,556.01	\$1,000.00	\$2,000.00	\$200.00	\$200.00	
401-000-343-50-00-01	Sewer Charges	\$337,138.22	\$380,720.63	\$418,000.00	\$418,000.00	\$447,260.00	
401-000-343-50-00-02	KC Treatment Charges	\$558,837.54	\$623,636.42	\$654,500.00	\$654,500.00	\$687,225.00	
401-000-343-50-00-06	Sewer Availability	\$2,623.92	\$600.00	\$2,000.00	\$200.00	\$200.00	
	401-000-343 Total	\$1,559,072.08	\$1,702,459.48	\$1,846,460.00	\$1,841,360.00	\$1,955,585.00	
401-000-359-00-00-01	Admin Fees - DQ Notices & NSF's	\$5,285.45	\$4,920.23	\$5,000.00	\$5,000.00	\$5,000.00	
	401-000-359 Total	\$5,285.45	\$4,920.23	\$5,000.00	\$5,000.00	\$5,000.00	
401-000-361-11-00-00	LGIP Investment Interest	\$409.92	\$856.68	\$1,000.00	\$1,100.00	\$1,000.00	

**CITY OF CARNATION
2019 FINAL ANNUAL BUDGET**

Account Number	Description	Actual 2016	Actual 2017	Amended Budget 2018	Year End Est. 2018	Adopted Budget 2019	Council Chngs/Notes 2019
401-000-361-41-00-00	Late Charges	\$5,762.77	\$5,273.02	\$6,500.00	\$5,500.00	\$6,000.00	
	401-000-361 Total	\$6,172.69	\$6,129.70	\$7,500.00	\$6,600.00	\$7,000.00	
401-000-369-91-00-00	Reimbursement ~ Water	\$331.50	\$1,486.97	\$700.00	\$100.00	\$0.00	
	401-000-369 Total	\$331.50	\$1,486.97	\$700.00	\$100.00	\$0.00	
	TOTAL REVENUES	\$1,601,870.04	\$1,784,578.19	\$1,925,320.00	\$1,919,360.00	\$2,033,885.00	

WATERWORKS FUND EXPENSES

401-000-511-30-41-34	Legal Notices ~ Water	\$0.00	\$45.60	\$100.00	\$0.00	\$100.00	
401-000-511-30-41-35	Legal Notices ~ Sewer	\$0.00	\$45.60	\$100.00	\$0.00	\$100.00	
	401-000-511 Total	\$0.00	\$91.20	\$200.00	\$0.00	\$200.00	
401-000-514-20-41-01	BofA ~ Account Analysis Fee	\$1,648.57	\$1,250.83	\$1,300.00	\$1,695.83	\$1,300.00	
401-000-514-20-41-05	Electronic Payment Processing Fees	\$3,285.99	\$8,955.44	\$7,000.00	\$7,000.00	\$8,000.00	
401-000-514-20-41-34	Bond Fees ~ Water	\$15.79	\$17.82	\$50.00	\$50.00	\$50.00	
401-000-514-20-41-35	Bond Fees ~ Sewer	\$160.80	\$169.20	\$250.00	\$250.00	\$250.00	
401-000-514-23-51-00	State Audit	\$8,614.11	\$7,441.95	\$11,000.00	\$10,000.00	\$10,000.00	
401-000-514-30-41-01	Public Records Request	\$733.22	\$0.00	\$0.00	\$0.00	\$0.00	
401-000-514-30-41-34	Utility Lien Recording Fee ~ Water	\$336.60	\$233.50	\$500.00	\$100.00	\$100.00	
401-000-514-30-41-35	Utility Lien Recording Fee ~ Sewer	\$356.40	\$233.50	\$500.00	\$100.00	\$100.00	
401-000-514-89-49-34	Water Damage Claim	\$0.00	\$290.09	\$0.00	\$2,232.82	\$0.00	
401-000-514-89-49-35	Sewer Damage Claim	\$380.64	\$787.89	\$0.00	\$0.00	\$0.00	
	401-000-514 Total	\$15,532.12	\$19,380.22	\$20,600.00	\$21,428.65	\$19,800.00	
401-000-518-30-48-01	City Hall R & M	\$8,946.81	\$1,631.73	\$2,500.00	\$2,500.00	\$2,500.00	
401-000-518-90-49-01	Refund of Water Charges	\$90.90	\$0.00	\$0.00	\$0.00	\$0.00	
401-000-518-90-49-02	Refund of Sewer Charges	\$0.00	\$142.83	\$0.00	\$0.00	\$0.00	
	401-000-518 Total	\$9,037.71	\$1,774.56	\$2,500.00	\$2,500.00	\$2,500.00	

**CITY OF CARNATION
2019 FINAL ANNUAL BUDGET**

Account Number	Description	Actual 2016	Actual 2017	Amended Budget 2018	Year End Est. 2018	Adopted Budget 2019	Council Chngs/Notes 2019
401-000-522-50-48-22	Fire Hydrant Repair/Maintenance	\$0.00	\$0.00	\$0.00	\$0.00	\$5,000.00	Moved from 001 in '19
401-000-525-60-49-00	Emergency Radio Service Fee	\$1,025.83	\$759.21	\$1,000.00	\$1,000.00	\$1,000.00	
	401-000-525 Total	\$1,025.83	\$759.21	\$1,000.00	\$1,000.00	\$6,000.00	
WATER UTILITY (534)							
401-000-534-10-20-01	Union Boot/Clothing Allowance	\$121.44	\$561.08	\$400.00	\$400.00	\$400.00	
401-000-534-10-31-00	Office/Operating Supplies	\$0.00	\$22.17	\$200.00	\$200.00	\$200.00	
401-000-534-10-31-01	Reference Materials	\$28.45	\$0.00	\$15.00	\$0.00	\$0.00	
401-000-534-10-35-00	Small Tools & Equipment	\$651.18	\$613.03	\$400.00	\$400.00	\$400.00	
401-000-534-10-41-02	Prof Svc: Engineering	\$9,470.08	\$1,703.42	\$10,000.00	\$10,000.00	\$10,000.00	
401-000-534-10-41-03	Prof Svc: Legal	\$290.25	\$4,060.96	\$1,000.00	\$1,000.00	\$1,000.00	
401-000-534-10-41-05	Prof Svc: Utility Software	\$4,157.32	\$598.66	\$7,500.00	\$7,500.00	\$7,500.00	
401-000-534-10-41-08	Prof Svc: CMC Codification/Web Hosting	\$150.00	\$0.00	\$0.00	\$0.00	\$0.00	
401-000-534-10-41-09	Prof Svc: Water Engineering (Cost Recovery)	\$1,903.67	\$0.00	\$100.00	\$0.00	\$100.00	
401-000-534-10-41-11	Engineering Services ~ Annexation	\$0.00	\$490.50	\$0.00	\$0.00	\$0.00	
401-000-534-10-42-01	Communications/Postage	\$183.25	\$79.55	\$100.00	\$100.00	\$100.00	
401-000-534-10-43-01	Water Admin Mileage/Parking	\$151.95	\$0.00	\$200.00	\$20.69	\$200.00	
401-000-534-10-43-02	Water Admin Meals	\$0.00	\$10.32	\$0.00	\$0.00	\$0.00	
401-000-534-10-43-03	Water Admin Lodging	\$41.78	\$0.00	\$500.00	\$0.00	\$500.00	
401-000-534-10-46-00	Liability Insurance	\$15,374.70	\$17,043.30	\$16,025.00	\$16,023.15	\$17,000.00	
401-000-534-10-49-00	Misc: Incl AWWA/WA Permit Fees	\$1,003.25	\$1,076.88	\$1,200.00	\$981.00	\$1,200.00	
401-000-534-10-49-01	Training/Tuition - Water Admin	\$452.73	\$0.00	\$450.00	\$450.00	\$450.00	
401-000-534-10-53-00	State Taxes - Dept of Revenue	\$35,769.65	\$35,409.01	\$40,000.00	\$40,000.00	\$40,000.00	
401-000-534-10-53-01	Property Tax	\$148.85	\$144.36	\$175.00	\$140.55	\$175.00	

**CITY OF CARNATION
2019 FINAL ANNUAL BUDGET**

Account Number	Description	Actual 2016	Actual 2017	Amended Budget 2018	Year End Est. 2018	Adopted Budget 2019	Council Chngs/Notes 2019
401-000-534-10-53-02	Utility Tax Remittance	\$0.00	\$46,474.09	\$52,000.00	\$52,000.00	\$52,000.00	
401-000-534-20-31-01	CCR & Conservation	\$0.00	\$0.00	\$500.00	\$500.00	\$500.00	
401-000-534-60-41-03	Water Testing	\$2,245.00	\$1,490.00	\$2,000.00	\$2,000.00	\$2,000.00	
401-000-534-60-41-05	Utility Locates	\$267.70	\$317.32	\$400.00	\$400.00	\$400.00	
401-000-534-60-41-09	Lead & Copper Water Testing (Every 4 years)	\$250.00	\$0.00	\$0.00	\$0.00	\$0.00	
401-000-534-60-48-00	Vehicle Repairs & Maintenance	\$362.24	\$617.87	\$2,000.00	\$2,000.00	\$2,000.00	
401-000-534-60-48-01	Leak Detection	\$2,460.00	\$4,920.00	\$5,000.00	\$5,000.00	\$5,000.00	
401-000-534-80-10-00	Salaries & Wages (water Ops)	\$96,206.11	\$107,955.92	\$110,002.03	\$110,003.00	\$114,325.00	
401-000-534-80-20-00	Payroll Taxes & Benefits	\$52,286.88	\$58,399.55	\$66,031.25	\$66,032.00	\$66,110.00	
401-000-534-80-31-00	Operating Supplies	\$1,992.57	\$1,933.06	\$4,000.00	\$4,000.00	\$4,000.00	
401-000-534-80-31-01	Materials/Supplies:New Service	\$9,161.35	\$1,051.50	\$10,000.00	\$13,500.00	\$10,000.00	
401-000-534-80-31-02	Operating Supplies: Chlorine	\$1,872.51	\$977.17	\$2,100.00	\$2,100.00	\$2,100.00	
401-000-534-80-32-00	Fuel	\$2,558.25	\$3,545.96	\$4,000.00	\$4,000.00	\$4,000.00	
401-000-534-80-34-01	R&M Supplies	\$3,246.15	\$1,145.24	\$3,000.00	\$3,000.00	\$3,000.00	
401-000-534-80-34-02	R&M Services & Supplies - Shop	\$47.55	\$0.00	\$600.00	\$600.00	\$600.00	
401-000-534-80-35-00	Small Tools & Equipment	\$1,924.13	\$1,208.11	\$1,000.00	\$1,000.00	\$1,000.00	
401-000-534-80-35-01	Personal Safety Equipment	\$225.48	\$524.21	\$500.00	\$500.00	\$500.00	
401-000-534-80-35-02	Meter Readers	\$13,553.28	\$0.00	\$0.00	\$0.00	\$0.00	
401-000-534-80-45-00	Rentals	\$147.62	\$213.33	\$300.00	\$300.00	\$300.00	
401-000-534-80-47-02	Utilities - Electric	\$1,928.28	\$2,519.44	\$3,000.00	\$3,000.00	\$3,000.00	
401-000-534-80-48-00	Repairs & Maintenance	\$184.68	\$82.46	\$500.00	\$500.00	\$500.00	
401-000-534-80-48-03	Emergency Water System Repairs	\$2,798.12	\$2,806.16	\$10,000.00	\$10,000.00	\$10,000.00	
401-000-534-80-49-00	Annual Operator Permits	\$281.86	\$105.00	\$500.00	\$89.00	\$200.00	
401-000-534-80-49-01	Training ~ Water Ops	\$271.50	\$500.00	\$800.00	\$800.00	\$800.00	
401-000-534-90-51-02	KC Row Permit - Existing Svc	\$0.00	\$0.00	\$450.00	\$450.00	\$450.00	

**CITY OF CARNATION
2019 FINAL ANNUAL BUDGET**

Account Number	Description	Actual 2016	Actual 2017	Amended Budget 2018	Year End Est. 2018	Adopted Budget 2019	Council Chngs/Notes 2019
401-000-534-90-51-03	DOH Annual Operating Permit	\$1,561.00	\$1,561.00	\$2,000.00	\$1,664.60	\$2,000.00	
401-000-534-90-51-04	DOH Sanitary Survey (Every 5 Years)	\$0.00	\$510.00	\$2,000.00	\$0.00	\$0.00	
	401-000-534 Total	\$265,746.83	\$300,687.79	\$360,948.28	\$360,653.99	\$364,010.00	
SEWER UTILITY (535)							
401-000-535-10-20-01	Union Boot/Clothing Allowance	\$526.54	\$227.43	\$350.00	\$350.00	\$350.00	
401-000-535-10-31-00	Office/Operating Supplies	\$48.34	\$19.99	\$100.00	\$100.00	\$100.00	
401-000-535-10-35-00	Small Tools/Equipment	\$603.13	\$666.84	\$400.00	\$400.00	\$400.00	
401-000-535-10-41-01	Prof Svc: Engineering	\$5,140.29	\$4,371.70	\$2,500.00	\$4,000.00	\$4,000.00	
401-000-535-10-41-02	Prof Svc: Legal	\$3,028.71	\$290.25	\$1,000.00	\$1,000.00	\$1,000.00	
401-000-535-10-41-05	Prof Svc: Utility Software	\$0.00	\$2,535.11	\$2,000.00	\$299.32	\$2,000.00	
401-000-535-10-41-06	Prof Svc: Computer Network Support	\$209.76	\$0.00	\$500.00	\$0.00	\$0.00	
401-000-535-10-41-08	Prof Svc: CMC Codification/Web Hosting	\$32.50	\$150.00	\$150.00	\$0.00	\$0.00	
401-000-535-10-41-09	Prof Svc: Sewer Engineering (Cost Recovery)	\$0.00	\$14,279.20	\$500.00	\$500.00	\$500.00	
401-000-535-10-41-11	Engineering Services ~ Annexation	\$0.00	\$0.00	\$0.00	\$867.16	\$0.00	
401-000-535-10-42-01	Communications: Postage	\$47.59	\$151.00	\$150.00	\$150.00	\$150.00	
401-000-535-10-42-02	Communications: Telephone	\$0.00	\$38.90	\$0.00	\$0.00	\$0.00	
401-000-535-10-43-01	Mileage	\$0.00	\$114.79	\$200.00	\$200.00	\$200.00	
401-000-535-10-43-03	Lodging	\$0.00	\$41.77	\$500.00	\$500.00	\$500.00	
401-000-535-10-46-00	Liability Insurance	\$14,656.80	\$15,374.70	\$17,000.00	\$17,043.30	\$18,000.00	
401-000-535-10-49-01	Training ~ Admin	\$0.00	\$0.00	\$450.00	\$450.00	\$450.00	
401-000-535-10-53-01	Property Tax	\$12.44	\$38.93	\$20.00	\$34.45	\$40.00	
401-000-535-10-53-02	State Utility Excise Tax	\$13,867.91	\$14,127.12	\$15,000.00	\$16,000.00	\$17,000.00	
401-000-535-20-31-01	CCR & Conservation	\$0.00	\$0.00	\$500.00	\$500.00	\$500.00	
401-000-535-40-49-00	Sewer Utility Training/Tuition	\$0.00	\$4,027.24	\$5,000.00	\$4,000.00	\$5,000.00	

**CITY OF CARNATION
2019 FINAL ANNUAL BUDGET**

Account Number	Description	Actual 2016	Actual 2017	Amended Budget 2018	Year End Est. 2018	Adopted Budget 2019	Council Chngs/Notes 2019
401-000-535-50-48-00	Vac Station Facility Maintenance	\$6,483.10	\$7,617.92	\$5,000.00	\$7,000.00	\$7,000.00	
401-000-535-50-48-02	Sewer Filtration Bed Replacement	\$2,623.78	\$0.00	\$0.00	\$0.00	\$0.00	
401-000-535-50-48-03	Conveyance System Maintenance	\$0.00	\$6,408.97	\$5,000.00	\$3,000.00	\$3,000.00	
401-000-535-60-41-01	Emergent Vac Station Repairs	\$3,306.16	\$9,150.42	\$10,000.00	\$10,000.00	\$10,000.00	
401-000-535-60-41-03	Emergent Conveyance System Repairs	\$0.00	\$0.00	\$20,000.00	\$20,000.00	\$20,000.00	
401-000-535-60-41-05	Utility Locates	\$118.01	\$267.65	\$150.00	\$400.00	\$400.00	
401-000-535-60-48-00	Vehicle Repairs & Maintenance	\$817.99	\$1,492.83	\$1,000.00	\$1,000.00	\$1,000.00	
401-000-535-60-51-01	KC Facility Operating Costs	\$464,343.87	\$493,474.23	\$556,000.00	\$556,000.00	\$570,000.00	
401-000-535-80-10-00	Salaries & Wages (Sewer Ops)	\$89,522.83	\$94,767.23	\$99,953.75	\$100,916.29	\$103,959.03	
401-000-535-80-20-00	Payroll Taxes & Benefits	\$46,647.39	\$50,736.71	\$63,168.29	\$54,393.78	\$63,958.98	
401-000-535-80-31-00	Operation Supplies	\$7,929.61	\$1,121.87	\$2,000.00	\$753.45	\$3,000.00	
401-000-535-80-31-01	Operation Supplies: New Service	\$0.00	\$0.00	\$200.00	\$200.00	\$200.00	
401-000-535-80-32-00	Vehicle Fuel	\$2,824.19	\$2,558.30	\$3,800.00	\$3,800.00	\$3,800.00	
401-000-535-80-35-00	Small Tools & Equipment	\$463.92	\$520.54	\$1,000.00	\$1,000.00	\$1,000.00	
401-000-535-80-35-01	Personal Safety Equipment	\$421.97	\$753.41	\$500.00	\$500.00	\$500.00	
401-000-535-80-41-08	Prof Svcs: Medical	\$245.98	\$0.00	\$500.00	\$500.00	\$0.00	
401-000-535-80-47-01	Utilities: Water	\$723.42	\$737.16	\$1,000.00	\$1,000.00	\$1,000.00	
401-000-535-80-47-02	Utilities: Electric	\$21,097.47	\$25,984.78	\$25,000.00	\$25,000.00	\$25,000.00	
401-000-535-80-48-00	Sewer R&M ~ Conveyance System	\$0.00	\$0.00	\$3,000.00	\$3,000.00	\$0.00	
401-000-535-80-48-01	Sewer R&M ~ Vac Station	\$0.00	\$0.00	\$3,000.00	\$3,000.00	\$0.00	
401-000-535-80-49-00	Miscellaneous Dues/Fees	\$289.25	\$155.61	\$300.00	\$95.88	\$300.00	
	401-000-535 Total	\$686,032.95	\$752,202.60	\$846,892.04	\$837,953.63	\$862,308.01	
COMBINED WATER/SEWER UTILITY (538)							

**CITY OF CARNATION
2019 FINAL ANNUAL BUDGET**

Account Number	Description	Actual 2016	Actual 2017	Amended Budget 2018	Year End Est. 2018	Adopted Budget 2019	Council Chngs/Notes 2019
401-000-538-10-31-00	Office/Operating Supplies	\$4,024.44	\$5,888.11	\$3,500.00	\$5,000.00	\$5,000.00	
401-000-538-10-41-05	Prof Svc: Legal/Personnel Issue	\$0.00	\$1,492.70	\$0.00	\$0.00	\$0.00	
401-000-538-10-41-06	Computer Network Support	\$5,326.37	\$2,654.20	\$3,500.00	\$7,000.00	\$7,000.00	
401-000-538-10-41-07	Prof Svc: City Mgr Search	\$0.00	\$25,362.81	\$0.00	\$0.00	\$0.00	
401-000-538-10-41-08	Prof Svc: Janitorial	\$1,188.00	\$1,630.50	\$1,200.00	\$1,200.00	\$1,200.00	
401-000-538-10-41-09	Annual Software Maintenance	\$4,020.56	\$4,940.77	\$5,000.00	\$4,396.01	\$5,000.00	
401-000-538-10-41-10	CMC Codification	\$0.00	\$0.00	\$0.00	\$67.50	\$0.00	
401-000-538-10-41-12	Prof Svcs: Interim City Mgr	\$0.00	\$29,732.07	\$0.00	\$0.00	\$0.00	
401-000-538-10-41-17	Prof Svc: Leadership Assessment	\$3,223.68	\$2,289.04	\$0.00	\$0.00	\$0.00	
401-000-538-10-41-18	Asset Inventory	\$0.00	\$2,353.50	\$2,340.00	\$0.00	\$2,340.00	
401-000-538-10-42-01	Communications: Postage	\$5,840.71	\$4,696.41	\$5,500.00	\$5,000.00	\$5,500.00	
401-000-538-10-42-02	Communications: Telephone	\$3,775.03	\$3,392.36	\$3,500.00	\$3,400.00	\$3,500.00	
401-000-538-10-42-03	Communications: Cellular Phone	\$1,813.26	\$2,555.92	\$2,100.00	\$2,100.00	\$2,100.00	
401-000-538-10-42-04	Communications: INET/Web	\$2,949.00	\$3,211.25	\$2,460.00	\$2,460.00	\$2,460.00	
401-000-538-10-42-05	Communications: Newsletter	\$0.00	\$1,322.27	\$0.00	\$0.00	\$3,000.00	Resumed in '19
401-000-538-10-45-01	Postage Meter Lease	\$1,391.76	\$1,159.76	\$1,450.00	\$1,450.00	\$1,450.00	
401-000-538-10-45-02	Copier Lease	\$1,663.92	\$1,525.26	\$1,890.00	\$1,890.00	\$1,890.00	
401-000-538-10-47-02	Utilities: Electric	\$3,588.81	\$3,460.19	\$3,500.00	\$6,000.00	\$6,000.00	
401-000-538-10-47-03	Utilities: Natural Gas	\$659.01	\$644.87	\$750.00	\$750.00	\$750.00	
401-000-538-10-47-05	Utilities: Combined Water/Sewer	\$3,623.75	\$3,620.36	\$4,000.00	\$3,800.00	\$4,000.00	
401-000-538-11-10-00	Salaries & Wages (Wtr/Swr Adm)	\$193,917.79	\$173,075.26	\$201,032.30	\$201,033.00	\$198,600.00	
401-000-538-11-20-00	Taxes & Benefits	\$89,792.48	\$75,765.44	\$100,695.94	\$100,696.00	\$97,890.00	
401-000-538-18-10-00	Wages (Water/Sewer On-Call)	\$16,307.47	\$16,354.36	\$20,000.00	\$20,000.00	\$20,000.00	
401-000-538-18-20-00	Payroll Taxes & Benefits	\$9,290.02	\$9,580.81	\$4,282.00	\$4,668.84	\$4,496.00	
401-000-538-18-49-01	Annual Dues/Memberships	\$0.00	\$0.00	\$300.00	\$16.00	\$300.00	
	401-000-538 Total	\$352,396.06	\$376,708.22	\$367,000.24	\$370,927.35	\$372,476.00	

**CITY OF CARNATION
2019 FINAL ANNUAL BUDGET**

Account Number	Description	Actual 2016	Actual 2017	Amended Budget 2018	Year End Est. 2018	Adopted Budget 2019	Council Chngs/Notes 2019
401-000-594-38-64-04	City Hall HVAC	\$14,626.47	\$0.00	\$0.00	\$0.00	\$0.00	
	401-000-594 Total	\$14,626.47	\$0.00	\$0.00	\$0.00	\$0.00	
401-000-597-34-00-30	Transfer Out: to 405	\$10,500.00	\$10,500.00	\$10,500.00	\$10,500.00	\$10,500.00	
401-000-597-34-00-31	Transfer Out: to 404	\$105,000.00	\$105,000.00	\$105,000.00	\$105,000.00	\$105,000.00	
401-000-597-34-00-32	Transfer Out to 402 ('13 Bond Req)	\$6,200.00	\$6,200.00	\$6,200.00	\$6,200.00	\$6,200.00	
401-000-597-34-64-04	Transfer-Out: Water Cap 402	\$50,000.00	\$68,000.00	\$250,000.00	\$250,000.00	\$255,000.00	Re'q for '19 Water Capital Projects
401-000-597-64-00-06	Transfer-Out: Equip Rplace 107	\$30,000.00	\$30,000.00	\$30,000.00	\$30,000.00	\$30,000.00	
	401-000-597 Total	\$201,700.00	\$219,700.00	\$401,700.00	\$401,700.00	\$406,700.00	
	Fund Total	\$1,612,267.62	\$1,714,229.60	\$2,019,781.53	\$2,023,297.16	\$2,098,587.00	

**CITY OF CARNATION
2019 FINAL ANNUAL BUDGET**

Account Number	Description	Actual 2016	Actual 2017	Amended Budget 2018	Year End Est. 2018	Adopted Budget 2019	Council Chngs/Notes 2019
----------------	-------------	----------------	----------------	---------------------------	--------------------------	---------------------------	--------------------------------

WATER CAPITAL REPLACEMENT FUND – 402

FUND PURPOSE: The purpose of the Water Capital Replacement Fund is to accumulate monies to be expended for capital improvement projects for the water supply system.

WATER CAPITAL REPLACEMENT FUND REVENUES

402-000-333-14-00-14	CDBG ~ Spilman Watermain Grant	\$221,000.00	\$0.00	\$0.00	\$0.00	\$0.00	
	402-000-333 Total	\$221,000.00	\$0.00	\$0.00	\$0.00	\$0.00	
402-000-361-11-00-00	LGIP Investment Interest	\$494.65	\$2,665.42	\$1,600.00	\$6,000.00	\$4,000.00	
402-000-361-11-01-00	Bond Investment Interest	\$618.24	\$668.09	\$618.24	\$0.00	\$0.00	
	402-000-361 Total	\$1,112.89	\$3,333.51	\$2,218.24	\$6,000.00	\$4,000.00	
402-000-367-40-00-01	Water Cap Dev Surcharge	\$137,742.42	\$152,566.53	\$180,000.00	\$180,000.00	\$195,000.00	
402-000-367-90-01-00	Water GFCs	\$260,699.00	\$237,770.00	\$190,000.00	\$190,000.00	\$200,000.00	
	402-000-367 Total	\$398,441.42	\$390,336.53	\$370,000.00	\$370,000.00	\$395,000.00	
402-000-397-34-00-32	Transfer In from 401 ('13 Bond Req)	\$6,200.00	\$6,200.00	\$6,200.00	\$6,200.00	\$6,200.00	
402-000-397-34-64-04	Transfer-In: Water 401	\$50,000.00	\$68,000.00	\$250,000.00	\$250,000.00	\$255,000.00	
	402-000-397 Total	\$56,200.00	\$74,200.00	\$256,200.00	\$256,200.00	\$261,200.00	
	TOTAL REVENUES	\$676,754.31	\$467,870.04	\$628,418.24	\$632,200.00	\$660,200.00	

WATER CAPITAL REPLACEMENT FUND EXPENSES

402-000-534-10-53-01	Excise Tax	\$3,458.87	\$3,262.08	\$10,000.00	\$6,000.00	\$6,000.00	
402-000-534-20-41-01	Prof Svc-Water Comp Plan	\$85,883.99	\$18,423.83	\$20,000.00	\$15,000.00	\$0.00	
402-000-534-20-41-02	Prof Svc-Water Rate Study	\$30,633.16	\$2,618.38	\$5,000.00	\$0.00	\$5,000.00	
402-000-534-20-41-05	Prof Svc-Civil Design Stndrds	\$0.00	\$6,117.00	\$2,500.00	\$2,500.00	\$2,500.00	
402-000-534-20-41-06	Prof Svc - Water Basemap	\$3,281.55	\$1,583.77	\$5,000.00	\$5,000.00	\$5,000.00	

**CITY OF CARNATION
2019 FINAL ANNUAL BUDGET**

Account Number	Description	Actual 2016	Actual 2017	Amended Budget 2018	Year End Est. 2018	Adopted Budget 2019	Council Chngs/Notes 2019
402-000-534-20-41-07	Prof Svc - Water Efficiency	\$3,746.70	\$0.00	\$2,000.00	\$2,000.00	\$2,000.00	
402-000-534-20-41-13	Prof Svc: Water Rights	\$0.00	\$2,407.00	\$0.00	\$1,375.50	\$0.00	
402-000-534-20-51-01	Water Comp Plan ~ Agency Review	\$0.00	\$2,280.00	\$0.00	\$0.00	\$0.00	
	402-000-534 Total	\$127,004.27	\$36,692.06	\$44,500.00	\$31,875.50	\$20,500.00	
402-000-591-34-70-01	09 PWTF Loan - Principal	\$25,062.74	\$25,062.75	\$25,062.75	\$25,062.74	\$25,062.75	
	402-000-591 Total	\$25,062.74	\$25,062.75	\$25,062.75	\$25,062.74	\$25,062.75	
402-000-592-34-80-01	09 PWTF Loan - Interest	\$3,508.78	\$3,258.16	\$3,007.53	\$3,007.53	\$2,756.90	
	402-000-592 Total	\$3,508.78	\$3,258.16	\$3,007.53	\$3,007.53	\$2,756.90	
402-000-594-34-60-04	Meter Replacement Program	\$9,946.22	\$5,602.45	\$10,000.00	\$10,000.00	\$10,000.00	
402-000-594-34-60-05	Source Meter Replacement ~ S3	\$0.00	\$0.00	\$0.00	\$0.00	\$20,000.00	New in '19
402-000-594-34-60-06	Spilman/Entwistle Valve Replacement	\$30,906.51	\$0.00	\$0.00	\$0.00	\$0.00	
402-000-594-34-60-08	Valve Replacement Program	\$0.00	\$0.00	\$15,000.00	\$10,000.00	\$15,000.00	
402-000-594-34-60-09	Sampling Stations	\$0.00	\$0.00	\$10,000.00	\$10,000.00	\$10,000.00	
402-000-594-34-64-03	Well Generator	\$0.00	\$14,078.36	\$0.00	\$0.00	\$100,000.00	New in '19
402-000-594-34-64-04	Well Chlorinator	\$0.00	\$0.00	\$100,000.00	\$100,000.00	\$0.00	
402-000-594-34-64-05	PRV/PSV Replacement	\$0.00	\$0.00	\$0.00	\$2,617.26	\$0.00	
	402-000-594 Total	\$40,852.73	\$19,680.81	\$135,000.00	\$132,617.26	\$155,000.00	
	SPILMAN MAIN REPLACEMENT (238)						
402-238-594-34-63-01	Construction: Contractor	\$241,594.18	\$577.14	\$0.00	\$0.00	\$0.00	
402-238-594-34-63-02	Construction Mgmt/Support	\$10,718.75	\$0.00	\$0.00	\$0.00	\$0.00	
	402-238-594 Total	\$252,312.93	\$577.14	\$0.00	\$0.00	\$0.00	
	GARDEN TRACTS MAIN REPLACEMENT ~ R13, R15, R16, R17 & R18 (241)						

**CITY OF CARNATION
2019 FINAL ANNUAL BUDGET**

Account Number	Description	Actual 2016	Actual 2017	Amended Budget 2018	Year End Est. 2018	Adopted Budget 2019	Council Chngs/Notes 2019
402-241-594-34-41-01	Design/Engineering	\$0.00	\$96,464.45	\$71,120.07	\$71,120.07	\$0.00	
402-241-594-34-44-01	Advertising	\$0.00	\$0.00	\$0.00	\$491.60	\$0.00	
402-241-594-34-51-01	Permitting ~ KCDOT/WSDOT	\$0.00	\$2,415.48	\$0.00	\$4,928.58	\$0.00	
402-241-594-34-63-01	Construction	\$0.00	\$0.00	\$969,000.00	\$963,579.82	\$0.00	
	402-241-594 Total	\$0.00	\$98,879.93	\$1,040,120.07	\$1,040,120.07	\$0.00	
	SR203 @ NE24th to 324TH WAY ~ R20 (242)						New in '19
402-242-594-34-41-01	Design/Engineering	\$0.00	\$0.00	\$0.00	\$45,000.00	\$0.00	
402-242-594-34-63-01	Construction	\$0.00	\$0.00	\$0.00	\$0.00	\$405,000.00	
	402-242-594 Total	\$0.00	\$0.00	\$0.00	\$45,000.00	\$405,000.00	
	SR203/LANGLOIS CREEK MAIN RELOCATION (243)						
402-243-594-34-41-01	Design/Engineering	\$0.00	\$9,789.74	\$10,210.26	\$10,210.26	\$0.00	
402-243-594-34-51-01	Permitting/Inspections: KCDOT/WSDOT	\$0.00	\$0.00	\$0.00	\$918.19	\$0.00	
402-243-594-34-63-01	Construction	\$0.00	\$0.00	\$126,409.91	\$125,491.72	\$0.00	
	402-243-594 Total	\$0.00	\$9,789.74	\$136,620.17	\$136,620.17	\$0.00	
	W MORRISON MAIN REPLACEMENT ~ R1.3 & R3 (244)						
402-244-594-34-41-01	Design/Engineering	\$0.00	\$0.00	\$30,000.00	\$29,698.93	\$0.00	
402-244-594-34-41-02	Construction Managment	\$0.00	\$0.00	\$10,000.00	\$10,000.00	\$0.00	
402-244-594-34-44-01	Advertising/Notices of Publication	\$0.00	\$0.00	\$0.00	\$301.07	\$0.00	
402-244-594-34-63-01	Construction ~ Contractor	\$0.00	\$0.00	\$217,500.00	\$217,500.00	\$0.00	
	402-244-594 Total	\$0.00	\$0.00	\$257,500.00	\$257,500.00	\$0.00	
	TOTAL EXPENDITURES	\$448,741.45	\$193,940.59	\$1,641,810.52	\$1,671,803.27	\$608,319.65	

**CITY OF CARNATION
2019 FINAL ANNUAL BUDGET**

Account Number	Description	Actual 2016	Actual 2017	Amended Budget 2018	Year End Est. 2018	Adopted Budget 2019	Council Chngs/Notes 2019
----------------	-------------	----------------	----------------	---------------------------	--------------------------	---------------------------	--------------------------------

WATER REVENUE BOND REDEMPTION – 404

FUND PURPOSE: This fund is utilized to pay long term debt issued to improve the City’s water supply system. Revenues for this fund are from interfund transfers from the 401 Waterworks Fund.

WATER REVENUE BOND REDEMPTION FUND REVENUES

404-000-361-11-00-00	LGIP Investment Interest	\$0.00	\$0.00	\$0.00	\$0.00	\$0.00	
	404-000-361 Total	\$0.00	\$0.00	\$0.00	\$0.00	\$0.00	
404-000-369-91-00-01	Miscellaneous ~ Refund	\$223.77	\$0.00	\$0.00	\$0.00	\$0.00	
	404-000-369 Total	\$223.77	\$0.00	\$0.00	\$0.00	\$0.00	
404-000-397-34-00-31	Transfer In: from 401	\$105,000.00	\$105,000.00	\$105,000.00	\$105,000.00	\$105,000.00	
	404-000-397 Total	\$105,000.00	\$105,000.00	\$105,000.00	\$105,000.00	\$105,000.00	
	TOTAL REVENUES	\$105,223.77	\$105,000.00	\$105,000.00	\$105,000.00	\$105,000.00	

WATER REVENUE BOND REDEMPTION FUND EXPENSES

404-000-591-34-72-13	'13 H2O Bonds ~ Principal	\$32,365.88	\$33,377.32	\$34,420.36	\$34,420.36	\$35,496.00	
	404-000-591 Total	\$32,365.88	\$33,377.32	\$34,420.36	\$34,420.36	\$35,496.00	
404-000-592-34-83-13	'13 H2O Bonds ~ Interest	\$71,831.72	\$70,820.28	\$69,777.24	\$69,777.24	\$68,701.60	
	404-000-592 Total	\$71,831.72	\$70,820.28	\$69,777.24	\$69,777.24	\$68,701.60	
	TOTAL EXPENDITURES	\$104,197.60	\$104,197.60	\$104,197.60	\$104,197.60	\$104,197.60	

**CITY OF CARNATION
2019 FINAL ANNUAL BUDGET**

Account Number	Description	Actual 2016	Actual 2017	Amended Budget 2018	Year End Est. 2018	Adopted Budget 2019	Council Chngs/Notes 2019
----------------	-------------	----------------	----------------	---------------------------	--------------------------	---------------------------	--------------------------------

WATER BOND RESERVE FUND – 405

FUND PURPOSE: The purpose of the Water Bond Reserve Fund is to reserve an amount equal to the City’s current Bond Covenant Requirements. Typically, this is equal to one year’s debt service payments. Revenues for this fund come from interfund transfers from the 401 Waterworks Fund.

WATER BOND RESERVE FUND REVENUES

405-000-361-11-00-00	LGIP Investment Interest	\$0.00	\$527.34	\$475.00	\$600.00	\$700.00	
405-000-361-11-01-00	Bond Investment Interest	\$27.44	\$27.44	\$27.44	\$0.00	\$0.00	
	405-000-361 Total	\$27.44	\$554.78	\$502.44	\$600.00	\$700.00	
405-000-397-34-00-30	Transfer In: from 401	\$10,500.00	\$10,500.00	\$10,500.00	\$10,500.00	\$10,500.00	
	405-000-397 Total	\$10,500.00	\$10,500.00	\$10,500.00	\$10,500.00	\$10,500.00	
	TOTAL REVENUES	\$10,527.44	\$11,054.78	\$11,002.44	\$11,100.00	\$11,200.00	

WATER BOND RESERVE FUND EXPENSES

NO EXPENDITURES BUDGETED FOR THIS FUND IN 2019

**CITY OF CARNATION
2019 FINAL ANNUAL BUDGET**

Account Number	Description	Actual 2016	Actual 2017	Amended Budget 2018	Year End Est. 2018	Adopted Budget 2019	Council Chngs/Notes 2019
----------------	-------------	----------------	----------------	---------------------------	--------------------------	---------------------------	--------------------------------

LANDFILL FINANCIAL ASSURANCE - 406

FUND PURPOSE: The Landfill Financial Assurance Fund was created pursuant to the State of Washington Administrative Code, Section 173304-467, Paragraphs (3)(a)(i)(A) & (B) to be a nonexpendable trust fund held, invested & administered as set forth in the WAC to account for the dump closure fee revenues and post-closure maintenance costs of the Closed Carnation Landfill.

LANDFILL FINANCIAL ASSURANCE FUND REVENUES

406-000-343-91-00-00	Dump Closure Fin. Assur. Fee	\$69,959.46	\$71,591.37	\$73,500.00	\$73,500.00	\$77,175.00	
	406-000-343 Total	\$69,959.46	\$71,591.37	\$73,500.00	\$73,500.00	\$77,175.00	
406-000-361-11-00-00	LGIP Investment Interest	\$294.76	\$616.03	\$550.00	\$1,000.00	\$1,000.00	
406-000-361-11-01-00	Bond Investment Interest	\$478.00	\$478.00	\$478.00	\$0.00	\$0.00	
406-000-361-41-00-00	Dump Closure Fee Penalties	\$171.99	\$162.12	\$250.00	\$100.00	\$250.00	
	406-000-361 Total	\$944.75	\$1,256.15	\$1,278.00	\$1,100.00	\$1,250.00	
	TOTAL REVENUES	\$70,904.21	\$72,847.52	\$74,778.00	\$74,600.00	\$78,425.00	

LANDFILL FINANCIAL ASSURANCE FUND EXPENSES

406-000-514-20-41-01	BofA ~ Account Analysis Fee	\$53.04	\$0.00	\$55.00	\$50.00	\$55.00	
406-000-514-20-41-02	Bond Maintenance Fees	\$11.72	\$12.72	\$15.00	\$15.00	\$15.00	
406-000-514-23-51-00	State Audit	\$142.49	\$124.02	\$600.00	\$600.00	\$600.00	
	406-000-514 Total	\$207.25	\$136.74	\$670.00	\$665.00	\$670.00	
406-000-518-90-49-01	Refund Utility Overpayment	\$2,339.52	\$1,246.95	\$0.00	\$3,000.00	\$0.00	
	406-000-518 Total	\$2,339.52	\$1,246.95	\$0.00	\$3,000.00	\$0.00	
406-000-537-30-10-00	Salaries & Wages (Landfill Ops)	\$2,443.07	\$3,071.28	\$4,408.41	\$4,408.00	\$3,825.00	
406-000-537-30-20-00	Payroll Taxes & Benefits	\$1,164.02	\$1,297.33	\$2,119.99	\$2,120.00	\$1,975.00	
406-000-537-30-20-01	Union Boot/Clothing Allowance	\$0.49	\$6.87	\$10.00	\$10.00	\$10.00	

**CITY OF CARNATION
2019 FINAL ANNUAL BUDGET**

Account Number	Description	Actual 2016	Actual 2017	Amended Budget 2018	Year End Est. 2018	Adopted Budget 2019	Council Chngs/Notes 2019
406-000-537-30-31-00	Office/Operating Supplies	\$0.38	\$109.25	\$120.00	\$120.00	\$120.00	
406-000-537-30-41-02	Prof Svc: Legal	\$0.00	\$0.00	\$500.00	\$500.00	\$500.00	
406-000-537-30-41-08	Prof Svc: Testing/Monitoring	\$41,011.91	\$58,759.14	\$65,300.00	\$65,300.00	\$65,300.00	
406-000-537-30-42-01	Postage	\$2.25	\$2.15	\$25.00	\$25.00	\$25.00	
406-000-537-30-45-02	Copier Lease	\$13.32	\$12.21	\$15.00	\$15.00	\$15.00	
406-000-537-30-46-00	Liability Insurance	\$512.49	\$568.12	\$300.00	\$296.73	\$300.00	
406-000-537-30-48-00	Repairs & Maintenance	\$245.23	\$0.00	\$400.00	\$400.00	\$400.00	
406-000-537-30-51-00	Add'l Post Closure Prof Services DOH ~ Prior Year	\$0.00	\$2,032.80	\$0.00	\$2,032.80	\$0.00	
406-000-537-30-52-00	Closed Landfill Fee (DOH)	\$6,837.60	\$6,837.60	\$6,900.00	\$6,900.00	\$7,000.00	
406-000-537-30-53-01	Property Taxes	\$12.16	\$12.16	\$15.00	\$12.16	\$15.00	
	406-000-537 Total	\$52,242.92	\$72,708.91	\$80,113.40	\$82,139.69	\$79,485.00	
406-000-594-37-61-01	Groundwater Monitoring Wells	\$9,298.00	\$0.00	\$0.00	\$0.00	\$0.00	
	406-000-594 Total	\$9,298.00	\$0.00	\$0.00	\$0.00	\$0.00	
	TOTAL EXPENDITURES	\$64,087.69	\$74,092.60	\$80,783.40	\$85,804.69	\$80,155.00	

**CITY OF CARNATION
2019 FINAL ANNUAL BUDGET**

Account Number	Description	Actual 2016	Actual 2017	Amended Budget 2018	Year End Est. 2018	Adopted Budget 2019	Council Chngs/Notes 2019
----------------	-------------	----------------	----------------	---------------------------	--------------------------	---------------------------	--------------------------------

SEWER DEBT SERVICE FUND - 407

FUND PURPOSE: This fund is utilized to pay long term debt issued to construct the City's Sewer Conveyance System & Vacuum Station. Revenues for this fund are from Sewer GFC & Debt Service revenues, as part of the cost of service, on consumers' utility bills.

SEWER DEBT SERVICE REVENUES

407-000-361-11-00-00	LGIP Investment Interest	\$0.00	\$0.00	\$0.00	\$500.00	\$500.00	
407-000-361-11-01-00	Bonds Investment Interest	\$5,810.87	\$5,636.40	\$5,636.40	\$5,636.40	\$0.00	
	407-000-361 Total	\$5,810.87	\$5,636.40	\$5,636.40	\$6,136.40	\$500.00	
407-000-367-00-50-02	Sewer GFCs (exist Prior 7.1.08)	\$156,487.27	\$154,208.84	\$155,000.00	\$155,000.00	\$155,000.00	
407-000-367-00-50-03	City Sewer Debt Service	\$93,729.16	\$105,977.94	\$116,130.00	\$116,130.00	\$121,936.50	
	407-000-367 Total	\$250,216.43	\$260,186.78	\$271,130.00	\$271,130.00	\$276,936.50	
407-000-397-35-94-27	Trans In: Frm 408 Debt Service	\$0.00	\$567,161.00	\$153,495.00	\$153,495.00	\$0.00	TBD in '19
	407-000-397 Total	\$0.00	\$567,161.00	\$153,495.00	\$153,495.00	\$0.00	
407-213-369-91-00-05	PWTF Loan Reconveyance Fee	\$2,200.00	\$1,320.00	\$2,200.00	\$2,200.00	\$2,200.00	
407-213-369-91-49-02	PWTF Loan Subordination Fee	\$0.00	\$0.00	\$300.00	\$300.00	\$300.00	
	407-213-369 Total	\$2,200.00	\$1,320.00	\$2,500.00	\$2,500.00	\$2,500.00	
407-213-391-35-70-01	PWTF SS Loan Principal Repay	\$29,701.90	\$19,271.33	\$20,000.00	\$20,000.00	\$20,000.00	
407-213-391-35-70-03	PWTF KCCC Loan Principal Repay	\$3,523.13	\$3,393.60	\$3,500.00	\$3,500.00	\$3,500.00	
	407-213-391 Total	\$33,225.03	\$22,664.93	\$23,500.00	\$23,500.00	\$23,500.00	
407-213-392-35-80-02	PWTF SS Loan Interest Repay	\$3,685.24	\$3,136.94	\$2,500.00	\$2,500.00	\$2,500.00	
407-213-392-35-80-04	PWTF KCCC Loan Interest Repay	\$1,187.53	\$1,062.88	\$1,000.00	\$2,000.00	\$1,000.00	
	407-213-392 Total	\$4,872.77	\$4,199.82	\$3,500.00	\$4,500.00	\$3,500.00	
	TOTAL REVENUES	\$296,325.10	\$861,168.93	\$459,761.40	\$461,261.40	\$306,936.50	

**CITY OF CARNATION
2019 FINAL ANNUAL BUDGET**

Account Number	Description	Actual 2016	Actual 2017	Amended Budget 2018	Year End Est. 2018	Adopted Budget 2019	Council Chngs/Notes 2019
----------------	-------------	----------------	----------------	---------------------------	--------------------------	---------------------------	--------------------------------

SEWER DEBT SERVICE EXPENSES

407-000-591-35-70-01	PWTF Precon Loan 03 - Principa	\$53,301.32	\$53,301.31	\$53,301.32	\$53,301.32	\$53,301.31	
407-000-591-35-70-03	PWTF Const Loan 05 - Principal	\$153,113.86	\$153,113.86	\$153,113.86	\$153,113.86	\$153,113.86	
407-000-591-35-70-04	DOE Loan 06	\$263,641.02	\$263,641.02	\$263,641.02	\$263,641.02	\$263,641.02	
	407-000-591 Total	\$470,056.20	\$470,056.19	\$470,056.20	\$470,056.20	\$470,056.19	
407-000-592-35-80-01	PWTF Precon Loan 03 - Interest	\$2,132.05	\$1,865.55	\$1,599.04	\$1,599.04	\$1,332.53	
407-000-592-35-80-03	PWTF Const Loan 05 - Interest	\$11,483.54	\$10,717.97	\$9,952.40	\$9,952.40	\$9,186.83	
	407-000-592 Total	\$13,615.59	\$12,583.52	\$11,551.44	\$11,551.44	\$10,519.36	
407-213-592-35-80-05	PWTF Loan Reconveyance Fee	\$1,760.00	\$1,010.00	\$3,000.00	\$3,000.00	\$3,000.00	
	407-213-592 Total	\$1,760.00	\$1,010.00	\$3,000.00	\$3,000.00	\$3,000.00	
407-213-594-35-41-02	Prof Svc: Legal	\$0.00	\$0.00	\$500.00	\$500.00	\$500.00	
	407-213-594 Total	\$0.00	\$0.00	\$500.00	\$500.00	\$500.00	
	TOTAL EXPENDITURES	\$485,431.79	\$483,649.71	\$485,107.64	\$485,107.64	\$484,075.55	

**CITY OF CARNATION
2019 FINAL ANNUAL BUDGET**

Account Number	Description	Actual 2016	Actual 2017	Amended Budget 2018	Year End Est. 2018	Adopted Budget 2019	Council Chngs/Notes 2019
----------------	-------------	----------------	----------------	---------------------------	--------------------------	---------------------------	--------------------------------

SEWER CAPITAL FUND - 408

FUND PURPOSE: The purpose of this fund is to accumulate monies for capital improvements to the sewer collection system & vacuum station.

SEWER CAPITAL FUND REVENUES

408-000-361-11-00-00	LGIP Investment Interest	\$22.01	\$0.00	\$0.00	\$0.00	\$0.00	
408-000-361-11-01-00	Bond Investment Interest	\$599.51	\$755.52	\$600.00	\$755.52	\$755.52	
	408-000-361 Total	\$621.52	\$755.52	\$600.00	\$755.52	\$755.52	
408-000-367-00-50-01	Sewer Capital Reinvestment	\$30,518.42	\$31,824.28	\$32,000.00	\$33,000.00	\$34,650.00	
408-000-367-90-02-00	Sewer GFCs	\$296,053.00	\$421,317.94	\$375,000.00	\$200,000.00	\$287,800.00	
	408-000-367 Total	\$326,571.42	\$453,142.22	\$407,000.00	\$233,000.00	\$322,450.00	
	TOTAL REVENUES	\$327,192.94	\$453,897.74	\$407,600.00	\$233,755.52	\$323,205.52	

SEWER CAPITAL FUND EXPENSES

408-000-535-10-53-02	Excise Tax	\$6,589.93	\$4,955.28	\$10,000.00	\$10,000.00	\$10,000.00	
408-000-535-20-41-02	Prof Svc - Sewer Rate Study	\$20,759.00	\$2,618.37	\$0.00	\$0.00	\$0.00	
408-000-535-20-41-05	Prof Svc: Civil Design Standards	\$1,148.50	\$4,197.17	\$2,500.00	\$2,500.00	\$2,500.00	
408-000-535-20-41-06	Sewer Basemapping	\$7,131.48	\$1,789.23	\$5,000.00	\$5,000.00	\$5,000.00	
	408-000-535 Total	\$35,628.91	\$13,560.05	\$17,500.00	\$17,500.00	\$17,500.00	
408-000-594-35-60-01	Vac Station Capital Replacement	\$0.00	\$0.00	\$7,000.00	\$7,000.00	\$7,000.00	
408-000-594-35-60-02	Conveyance System Capital Replacement	\$0.00	\$0.00	\$7,000.00	\$7,000.00	\$7,000.00	
	408-000-594 Total	\$0.00	\$0.00	\$14,000.00	\$14,000.00	\$14,000.00	
408-000-597-35-94-27	Trans Out: TO 407 Debt Service	\$0.00	\$567,161.00	\$153,495.00	\$153,495.00	\$0.00	TBD in '19

**CITY OF CARNATION
2019 FINAL ANNUAL BUDGET**

Account Number	Description	Actual 2016	Actual 2017	Amended Budget 2018	Year End Est. 2018	Adopted Budget 2019	Council Chngs/Notes 2019
	408-000-597 Total	\$0.00	\$567,161.00	\$153,495.00	\$153,495.00	\$0.00	
5th VACUUM PUMP (271)							New '19
408-271-594-35-41-02	Design/Engineering	\$0.00	\$0.00	\$0.00	\$0.00	\$10,000.00	
408-271-594-35-63-01	Construction	\$0.00	\$0.00	\$0.00	\$0.00	\$40,000.00	
	408-271-594 Total	\$0.00	\$0.00	\$0.00	\$0.00	\$50,000.00	
	TOTAL EXPENDITURES	\$35,628.91	\$580,721.05	\$184,995.00	\$184,995.00	\$81,500.00	

**CITY OF CARNATION
2019 FINAL ANNUAL BUDGET**

Account Number	Description	Actual 2016	Actual 2017	Amended Budget 2018	Year End Est. 2018	Adopted Budget 2019	Council Chngs/Notes 2019
----------------	-------------	----------------	----------------	---------------------------	--------------------------	---------------------------	--------------------------------

CEMETERY PERPETUAL CARE FUND - 601

FUND PURPOSE: The Cemetery Perpetual Care Fund was established for the deposit of all funds received from gifts, bequests, donations or contributions received for endowment purposes. The trust fund is kept and invested by the City Treasurer with the principal remaining intact, not to be diminished. The interest earned may be used for the expenses of cemetery operations only.

CEMETERY PERPETUAL CARE FUND REVENUES

601-000-361-11-00-00	LGIP Investment Interest	\$107.18	\$528.78	\$450.00	\$600.00	\$600.00	
601-000-361-11-01-00	Bonds Investment Interest	\$31.68	\$31.68	\$31.68	\$0.00	\$0.00	
	601-000-361 Total	\$138.86	\$560.46	\$481.68	\$600.00	\$600.00	
601-000-367-00-00-01	Perpetual Care Surcharge	\$1,050.00	\$1,631.00	\$2,000.00	\$2,000.00	\$2,000.00	
	601-000-367 Total	\$1,050.00	\$1,631.00	\$2,000.00	\$2,000.00	\$2,000.00	
	TOTAL REVENUES	\$1,188.86	\$2,191.46	\$2,481.68	\$2,600.00	\$2,600.00	

CEMETERY PERPETUAL CARE FUND EXPENSES

NO EXPENDITURES BUDGETED FOR THIS FUND IN 2019

**CITY OF CARNATION
2019 FINAL ANNUAL BUDGET**

Account Number	Description	Actual 2016	Actual 2017	Amended Budget 2018	Year End Est. 2018	Adopted Budget 2019	Council Chngs/Notes 2019
----------------	-------------	----------------	----------------	---------------------------	--------------------------	---------------------------	--------------------------------

TRUST FUND - 633

FUND PURPOSE: This fund was established to receipt monies received on behalf of other governmental entities such as the State of Washington's Building Code Surcharge, Leasehold Excise Tax and King County Animal Control (Pet License Revenues). These are not real revenues for the City but rather monies received in Trust which are later remitted to the appropriate agency.

TRUST FUND REVENUES

633-000-389-30-01-00	Trust: Bldg Code Surcharge	\$477.00	\$238.50	\$700.00	\$700.00	\$700.00	
633-000-389-30-02-00	Trust: Leasehold Excise Tax	(\$23.52)	\$0.00	\$0.00	\$0.00	\$0.00	
633-000-389-30-03-00	Trust: KC Animal Licenses	\$1,590.00	\$2,240.00	\$2,000.00	\$2,500.00	\$2,500.00	
633-000-389-30-04-00	Trust: School Impact Fees	\$212,296.88	\$77,295.74	\$300,000.00	\$300,000.00	\$200,000.00	
633-000-389-30-07-00	Trust: Permit Deposit	(\$750.00)	\$0.00	\$0.00	\$0.00	\$0.00	
633-000-389-30-08-00	Water GFC Overpayment	\$0.00	\$9,445.00	\$0.00	\$0.00	\$0.00	
633-000-389-30-09-00	JNG Development Performance Bond	\$0.00	\$238,000.00	\$0.00	\$0.00	\$0.00	
633-000-389-30-10-00	Graecen Development Performance Bond	\$0.00	\$0.00	\$0.00	\$36,200.00	\$0.00	
	633-000-389 Total	\$213,590.36	\$327,219.24	\$302,700.00	\$339,400.00	\$203,200.00	
	TOTAL REVENUES	\$213,590.36	\$327,219.24	\$302,700.00	\$339,400.00	\$203,200.00	

TRUST FUND EXPENSES

633-000-589-30-00-01	Trust: Bldg Code Surchrg Remit	\$477.00	\$238.50	\$700.00	\$700.00	\$700.00	
633-000-589-30-00-03	KC Animal License Remittance	\$1,845.00	\$2,674.00	\$2,000.00	\$2,500.00	\$2,500.00	
633-000-589-30-00-05	Trust: School Impact Fee Remit	\$305,615.58	\$77,295.74	\$300,000.00	\$300,000.00	\$200,000.00	
633-000-589-30-08-00	Water GFC Overpayment	\$0.00	\$9,445.00	\$0.00	\$0.00	\$0.00	

**CITY OF CARNATION
2019 FINAL ANNUAL BUDGET**

Account Number	Description	Actual 2016	Actual 2017	Amended Budget 2018	Year End Est. 2018	Adopted Budget 2019	Council Chngs/Notes 2019
633-000-589-30-09-00	Performance Bond Release	\$0.00	\$0.00	\$0.00	\$166,600.00	\$0.00	
	633-000-589 Total	\$307,937.58	\$89,653.24	\$302,700.00	\$469,800.00	\$203,200.00	
	TOTAL EXPENDITURES	\$307,937.58	\$89,653.24	\$302,700.00	\$469,800.00	\$203,200.00	

City of Carnation
2019 FINAL ADOPTED BUDGET

APPENDIX A

STAFFING & SALARY SCHEDULE

Position/Classification Title	Actual	Actual	Actual	Actual	Auth.	FTE	2019 Monthly Salary Range (per FTE)		Union/ Non- Union
	2015 FTEs	2016 FTEs	2017 FTEs	2018 FTEs	2019 FTEs	Chng 19-18	Minimum	Maximum	
COUNCILMEMBER	5.00	5.00	5.00	5.00	5.00	0.00	\$200.00	\$400.00	N
CITY MANAGER	1.00	1.00	1.00	1.00	1.00	0.00	\$10,000 <i>(Or as provided in Employment Agreement; not subject to an annual CPI increase)</i>		N
CITY PLANNER	1.00	1.00	1.00	1.00	1.00	0.00	\$6,069.54	\$7,679.91	N
CITY CLERK	1.00	1.00	1.00	1.00	1.00	0.00	\$5,532.75	\$7,041.18	N
*TREASURER	1.00	1.00	1.00	1.00	1.00	0.00	\$5,022.03	\$6,575.54	U
*DEPUTY CITY CLERK <i>(Classification removed with 2017-2019 CBA)</i>	0.00	0.00							U
*OFFICE SUPERVISOR <i>(New Classification with 2017-2019 CBA)</i>			1.00	1.00	1.00	0.00	\$4,287.88	\$5,646.61	U
*ACCOUNTING CLERK III / OFFICE SPECIALIST	0.00	0.00	0.00	0.00	0.00	0.00	\$3,972.14	\$5,247.10	U
*ACCOUNTING CLERK II	1.10	1.75	0.69	1.00	1.00	0.00	\$3,783.00	\$5,007.77	U
*ACCOUNTING CLERK I / OFFICE ASSISTANT II	0.00	0.00	0.40 <i>(FT start in Aug)</i>	1.00	1.00	0.00	\$3,597.79	\$4,773.42	U
*OFFICE ASSISTANT I	0.50	0.20	0.23	0.00	0.00	0.00	\$2,883.41	\$3,869.51	U
*PUBLIC WORKS FIELD SUPERINTENDENT	1.00	1.00	1.00	1.00	1.00	0.00	\$5,782.79	\$7,538.14	U
*PUBLIC WORKS CREW LEAD	0.00	0.00	0.00	0.00	0.00	0.00	\$4,288.52	\$5,647.41	U
*PUBLIC WORKS JOURNEYMAN (MAINTENANCE III)	1.00	1.00	1.00	1.00	2.00	1.00	\$4,058.39	\$5,356.23	U
*PUBLIC WORKS MAINTENANCE II	0.00	0.00	0.00	0.50 <i>(mid-year promote from MW I)</i>	1.00	0.50	\$3,783.00	\$5,007.77	U
*PUBLIC WORKS MAINTENANCE I	2.00	2.50	3.00	2.50 <i>(mid-year promote to MW II)</i>	1.00	-1.50	\$3,597.79	\$4,773.42	U
*PUBLIC WORKS ASSISTANT/LABORER	0.00	0.00	0.00	0.00	0.00	0.00	\$2,883.41	\$3,869.51	U
TOTAL CITY STAFF FTEs <i>(does not include City Councilmembers)</i>	9.60	10.45	11.32	12.00	12.00	0.00			

* SOURCE: 2017-2019 TEAMSTERS COLLECTIVE BARGAINING AGREEMENT REPRESENTING PUBLIC WORKS & OFFICE-CLERICAL EMPLOYEES, STEPS A - G. MAXIMUM MONTHLY RANGES FOR UNION POSITIONS INCLUDE THE MAXIMUM LONGEVITY BONUS IN ADDITION TO THE MAXIMUM WAGE.