



---

## CARNATION CITY COUNCIL AGENDA Regular Meeting

*Mayor Jim Ribail, Deputy Mayor Tim Harris, Ryan Burrell, Dustin Green, Adair Hawkins*

---

**DATE:** June 20<sup>th</sup>, 2023

**TIME:** 6:00 PM

**JOIN ONLINE VIA ZOOM:** <https://bit.ly/3xIFY9B>

**Meeting ID:** 976 1525 3648

**Passcode:** 894903

**Dial by Location:** (253) 215 - 8782

For inquiries and/or assistance regarding how to use the City's online meeting format please email [clerk@carnationwa.gov](mailto:clerk@carnationwa.gov), or call (425) 333-4192.

---

1. **CALL TO ORDER:** Mayor Jim Ribail
2. **PLEDGE OF ALLEGIANCE:** Councilmember Ryan Burrell
3. **ROLL CALL:** City Clerk Lora Wilmes
4. **APPROVAL OF AGENDA:** Mayor and Council
5. **EXECUTIVE SESSION:**
  
6. **CONSENT AGENDA:**
  - a) Approval of Minutes for the following date(s):
    - i. Regular Session: June 6<sup>th</sup>, 2023 (p.3)
  - b) Approval of Claims in the following amount(s):
    - i. \$314,758.10 (p.16)
    - ii. \$1,224.84 (already paid) (p.19)
  - c) Approval of Payroll for the following pay period(s):
    - i. May 1<sup>st</sup>, 2023 – May 31<sup>st</sup>, 2023: \$59,320.25 (p.20)
  
7. **COUNCIL REPORTS AND REQUESTS**
  
8. **STAFF REPORTS:**
  - a) Community Economic Development Department Report - CED Principal Rhonda Ender

- b) Capital Improvement Projects – Engineer Keith Stewart (Gray & Osborne) and Administrative Services Manager Lora Wilmes
- c) City Manager’s Office Report - City Manager Ana Cortez
  - i. Water Report – Municipal Intern Kati Fulton (p.26)

**9. PUBLIC HEARING: Six-Year Transportation Improvement Program (STIP) 2024-2029.** *The Carnation City Council will hold a public hearing to receive public comment regarding the proposed Six Year Transportation Improvement Program (STIP) 2024-2029. The proposed STIP is available for public review from the City Clerk at Carnation City Hall and is also available in PDF format on the City’s website. The hearing is open to the public. All interested persons are encouraged to join the online public hearing and to provide oral and/or written comments.* (p.37)

**10. PUBLIC COMMENT & REQUESTS:** *Public comment on meeting items or other issues of note or concern. Comments may be submitted in advance by writing or e-mailing [clerk@carnationwa.gov](mailto:clerk@carnationwa.gov), or made in person, or by telephone or computer connection at the time of the meeting. Individual comments shall be limited to three minutes. Group comments shall be limited to five minutes.*

**11. AGENDA BILLS:**

- a) AB23-62 – Resolution: Accepting the Housing Action Plan (HAP) (p.39)
- b) AB23-63 – Ordinance: Lodging Tax (p.50)
- c) AB23-66– Resolution: Six Year Transportation Plan (p.54)
- d) AB23-67 – Motion: Authorizing Supplement to HNTB Contract (p.60)
- e) AB23-68 – Resolution: Fee Schedule (p.63)

**12. DISCUSSION ITEMS:**

- a) Temporary Signs in the Central Business District (p.68)
- b) Carnation Fund
- c) Event Fund

**13. FUTURE AGENDAS:**

- a) Tentative agenda for the meeting of July 18<sup>th</sup>, 2023 (p.74)
- b) Tentative agenda for the meeting of August 2<sup>nd</sup>, 2023 (p.76)

**14. ADJOURNMENT:** Mayor Jim Ribail





---

## CARNATION CITY COUNCIL AGENDA Regular Meeting Minutes 06.06.23

*Mayor Jim Ribail, Deputy Mayor Tim Harris, Dustin Green, Adair Hawkins*

---

1. **CALL TO ORDER:** Mayor Jim Ribail  
At: 6:00 P.M.
  
2. **PLEDGE OF ALLEGIANCE:** Mayor Jim Ribail
  
3. **ROLL CALL:** City Clerk Lora Wilmes  
\*Public Information Officer Ashlyn Farnworth conducts Roll Call.
  - Present: Councilmember Hawkins (via Zoom) Councilmember Green, Mayor Ribail, Deputy Mayor Harris
  - Not Present: Councilmember Burrell
  
4. **APPROVAL OF AGENDA:** Mayor and Council  
MOTION BY COUNCILMEMBER GREEN SECOND BY DEPUTY MAYOR HARRIS TO APPROVE THE AGENDA.

MAYOR RIBAIL MOVES TO ADD DISCUSSIONS ABOUT SIGN CODE AND FOURTH OF JULY SHIRTS TO OTHER.

MOTION TO APPROVE THE AGENDA AS AMENDED PASSED (3-0).  
COUNCILMEMBER HAWKINS DID NOT VOTE DUE TO TECHNICAL DIFFICULTIES.

5. **CONSENT AGENDA:**
  - a) Approval of Minutes for the following date(s):
    - i. Regular Session: May 16<sup>th</sup>, 2023
  - b) Approval of Claims in the following amount(s):
    - i. \$330,884.81
    - ii. \$ 61,733.93 (Already Paid)
  - c) Proclamation: June Pride Month

MOTION BY DEPUTY MAYOR HARRIS SECOND BY COUNCILMEMBER GREEN TO APPROVE THE CONSENT AGENDA.

DEPUTY MAYOR HARRIS MOVES TO EDIT FINAL NUMBER FOR  
CONSENT AGENDA ITEM b) i: \$335,384.81.

MOTION TO APPROVE THE CONSENT AGENDA AS AMENDED PASSED  
(3-0). COUNCILMEMBER HAWKINS DID NOT VOTE DUE TO THECHNICAL  
DIFFICULTIES.

Mayor Ribail reads aloud a proclamation declaring June as Pride Month in the  
City of Carnation.

## **6. COUNCIL REPORTS AND REQUESTS**

### Councilmember Green

- Saturday May 27<sup>th</sup> was a dog park maintenance party, attended a follow-up event on May 28<sup>th</sup>. Thanked the people that showed up.
- Attended a flag Ceremony at the Carnation Cemetery on Memorial Day. Thanked the American Legion Post 199 in Carnation.
- Attended Five Chamber Breakfast on June 2nd with the President of the Carnation Chamber of Commerce.
  - Issaquah, Mercer Island, New Castle, Sammamish, and SnoValley Chambers were in attendance.
- The Carnation Chamber All-Member Meeting will be on Monday, June 12<sup>th</sup> at 8:00 A.M. at Lavender at Stillwater.
  - Carnation Farms Executive Director Paul Shoemaker will give an update.
  - AI and Business Presentation will be given by Technology Executive Rob Tiffany
- The Tri-Chamber Meet-up and Mingle will be on Thursday June 15<sup>th</sup> at 6:00 P.M. at Remlinger Brewery
  - Collaboration between Carnation, Duvall, and Sno-Valley Chambers
- Mentioned that his wife Debbie Green is the President of the Carnation Chamber of Commerce.

### Councilmember Hawkins

- Thanked Councilmember Burrell, and the rest of the Economic Development Committee, and Benjamin Asphalt for the efforts in cleaning up the Yoshimura property in time for the Fourth of July.
  - Shared appreciation for City Manager Ana Cortez, CED Principal Rhonda Ender, and Public Works Manager Brandon Schell
  - Bringing down the ledge next to the Tolt Avenue sidewalk improves safety and walkability.

- Attended the Puget Sound Regional Council Meeting on Tuesday, May 30<sup>th</sup>.
  - Supports Carnation growth cap to allow for more green space.
  - Walkability and bike-ability have benefits such as decreased heart disease and diabetes.
    - People spend about 25% of their income on cars, other modes of transportation can help spending.
- The Economic Development and Safety Committee has a desire for Round-About on State Route 203 where Tolt Hill Road meets Remlinger Farms
  - Project will cost roughly \$3.5 million, and staffing will cost about \$1.5 million.
  - Had discussions with other city planners and mayors on how to get roundabouts outside of the City's jurisdiction.
    - The Mayor of Orting and Mayor of Bellevue have been helpful.
  - Grants coming up include:
    - Safety for All - Federal Department of Transportation Grant
    - Washington State Move-Ahead Washington Grant
      - Snohomish County got bike lanes through this grant.
- The Economic Development Committee worked on language for the Temporary Sign Ordinance.
  - Government can regulate time, place, and size, but cannot regulate the content of the signage.

#### Deputy Mayor Harris

- Had Coffee with Council on Saturday, May 27<sup>th</sup>, and had lots of discussion about trees.
- Attended the Flag Ceremony on Memorial Day
  - Attendees mentioned that some of the grave markers were missing for civil war veterans.
  - Thanked the boy scouts for putting out the markers, wants to make sure they have the latest map.
  - Reached out to the City Manager about replacing the American Flag at the cemetery.
  - American Legion was there to help honor those who passed.
- The following events are coming up:
  - Rainbow Bingo on June 9<sup>th</sup> at Senior Center
  - Pride event on June 15<sup>th</sup> at Miller's
  - Pride Picnic on June 11<sup>th</sup>
  - Carnation Block Party on June 17<sup>th</sup>
  - A three-day concert will take place from June 17<sup>th</sup>-19<sup>th</sup> at Remlinger Farms, so there may be traffic impacts.

- The Regional Water Quality Committee (RWQC) Subcommittee for King County is working on ways to keep the cost of sewer system infrastructure down.
  - Had a meeting with federal lobbyists, asked how to get ahold of infrastructure funds set aside by the federal government.
  - Model a partnership with the Puget Sound similar to that of Chesapeake bay, where the federal government invests billions.
  - Regulatory clean-up is driving costs up.

### Mayor Ribail

- Attended the Sno-Valley Government's Association (SVGA) Meeting with Councilmember Burrell on May 24<sup>th</sup>.
  - Snoqualmie Tribe, Snoqualmie, Monroe, Duvall, State Representatives Ramos and Hawkins, and a representative from King County Councilmember Sarah Perry's Office were all in attendance.
  - The main presentation was on King County Creative Economy – a push to bring music and film to the County.
    - Great venues in Carnation include Carnation Farms, Miller's, Carnation Café, Remlinger Farms, and Pete's.
    - The State is investing \$15 million in the next 5-10 years, in TV, movies, and film events.
  - Had a discussion with Representatives Ramos and Hawkins about the Growth Management Act (GMA) and Housing Action Plan.
    - Carnation, Snoqualmie, and North Bend indicated that growth is a two-way street.
    - If Carnation has to build homes, Mayor wants them to do their part for infrastructure and transportation.
- Had Coffee with Council with Deputy Mayor Harris, spoke with a landscaper named Brian, who has ideas about plantings around town. Will get together with CED and Utility Manager Schell to discuss.
- Contacted Councilwoman Perry about the Echo Glen break-out, working on alert system for the neighboring cities.
- Working with Mike at the Carnation Market on installing charging stations at the grocery store.

## **7. STAFF REPORTS:**

- a) Community Economic Development Department Report - CED Principal Rhonda Ender
  - Operating as Acting City Manager this week
  - Pulte Homes Building A is going up, ahead of schedule due to good weather.
    - Building I is in review.

- Conducting a review of a draft of a final plat
- Reviewing Mainvue's model homes, five different plans were submitted.
  - Conducting a review of a draft of a final plat and their Covenants, conditions, and restrictions (CC&Rs).
- Tolt Place (John Day Development) is finalizing their civil plans, next is the pre-construction meeting.
- Had a hearing for Senior Center development on May 31<sup>st</sup>.
  - The Hearing Examiner will submit her decision on site development and design review by June 16<sup>th</sup>.
  - Could be a density bonus for affordable housing.
- Development Projects are updated weekly on the website.
- Had an Economic Development Committee Meeting.
- Councilmember Burrell wishes he could be at the meeting.
- And a meeting with the Chamber of Commerce and Uncorked about a potential wine walk in Carnation.
- Will be attending the Tri-Chamber meeting on June 15<sup>th</sup>.
- Had a Parks and Planning Boards meeting on May 23<sup>rd</sup>, will ask for their recommendation on a potential merger at the next meeting.
- The Carnation Recycling Event will be on June 10<sup>th</sup> from 9:00 A.M. – 3:00 P.M. at the church of Latter-Day Saints.
- Working on the Comprehensive Plan
- Working on the Community rating System (CRS) credits to continue to provide Carnation residents and business owners in the floodplain with a discount on flood insurance.

b) Public Works Department Report - Community Economic Development  
Utility Manager Brandon Schell

- Stossel Avenue was repaved, and 10 inches of asphalt were removed.
  - Has a great partnership with Benjamin Asphalt, helping the Public Works department get caught up.
  - Drainage issues have been resolved.
- Received funding from King County for the renovating of the Basketball court at Valley Memorial Park. The fence is up, and hoops will be up by the end of the month.
- The Valley Memorial Park parking lot and Loutsis Park parking lot have been paved.
- Alley J was graded and paved, helped take care of the drainage issues by the apartment complex.
- The Alley grading project is done for the summer, still work to do, one alley off of Entwistle we will get to this winter.
  - May take two to three years to get the alleys to where they should be.
- Water valves have been exercised throughout town. Will break the town into quarters and exercise all the valves once every four years.

- Benjamin Asphalt leveled the Yoshimura property in 6 hours as part of the MINCOM project.
  - Storm catch basins haven't had maintenance in a long time, Benjamin Asphalt has used a vacuum trailer.
  - Urged residents to fill out the Citizen Action Request forms
  - Thanked the Council for allotting the funding to allow him to do the work.
- c) Capital Improvement Projects / Administrative Services Department Report - Administrative Services Manager Lora Wilmes
- McKinley Avenue is at 20-30% design this month, meaning we can finalize the stormwater plan.
  - Entwistle Street funding has been obligated for the design phase. Carnation is working with a certified agency with King County. Sarah Green at King County Road Services was very helpful.
  - Emergency operations Center (EOC) bid opening date is June 20<sup>th</sup>.
  - Geotechnical work will be conducted on East Bird street on Friday June 9<sup>th</sup>, Public Works helped to distribute door hangers.
  - The city-wide crack seal that received funding from the Transportation improvement Board is out to bid.
    - Will be opening bids next week. Must take the lowest bidder to receive funding.
  - Tolt Avenue Phase 1 final punch list is picking up this month.
    - The yearlong contract with Interwest Construction for our plant warranty will end at the end of the month.
  - Tolt Avenue Phase 2 is on schedule.
    - Working on bid documents with KPG Psomas. Will go out to public bid and will be awarded in July.
    - Funding is being provided by the Washington State Department of Transportation (WSDOT)
  - Annual Report submitted on time.
  - Utility Billing transition is going well, thanked everyone for their patience.
  - The City Manager is on a well-deserved trip, thanked the management team.

**8. PUBLIC HEARING:** *Carnation City Council will hold a public hearing to receive and consider public comments regarding a recommended ordinance related to modification and revision of Carnation Municipal Code, Chapter 15.68.130 Temporary Signs. Consideration of amending location and time duration of temporary signs on Tolt Avenue.*

The Public Hearing Opened at 6:40 P.M.

- Kira Avery provided comments via letter. Mayor Ribail read her comments aloud.



- Randy Bannecker provided comments. *Bannecker submitted his comments into the record.*
- Michael Wyman provided comments.
- Debbie Green provided comments.
- Jessica Merizan provided comments.

The Public Hearing Closed at 6:53 P.M.

**9. PUBLIC COMMENT & REQUESTS:** *Public comment on meeting items or other issues of note or concern. Comments may be submitted in advance by writing or e-mailing [clerk@carnationwa.gov](mailto:clerk@carnationwa.gov), or made in person, or by telephone or computer connection at the time of the meeting. Individual comments shall be limited to three minutes. Group comments shall be limited to five minutes.*

- Stephanie Dewar provided comments.
- Cecelia McCorkle provided comments.
- Greg Jamiel provided comments.

DEPUTY MAYOR HARRIS MOVES TO RELOCATE THE DISCUSSION OF SIGNAGE FROM “OTHER” TO BEFORE AGENDA BILLS COUNCILMEMBER HAWKINS SECONDS. MOTION PASSES (4-0).

The Council decides to move the topic of Sign Code to “Discussion” on the June 20<sup>th</sup> Agenda. Desired input from the City’s legal counsel.

**10. AGENDA BILLS:**

- a) AB23-62 – Motion: House Action Plan  
P.I.O. Farnworth presented the changes made to the Housing Action Plan after the Public Hearing that took place on May 16<sup>th</sup>.

MOTION BY DEPUTY MAYOR HARRIS SECOND BY COUNCILMEMBER GREEN

MOTION TO TABLE BY DEPUTY MAYOR HARRIS SECOND BY COUNCILMEMBER GREEN. MOTION PASSED (3-1). RIBAIL, HARRIS, AND GREEN IN FAVOR. HAWKINS OPPOSED.

*Mayor Ribail submitted comments into the record.*

*Deputy Mayor Harris submitted comments into the record.*

- b) AB23-64 – Resolution: Amendment to the Fee Schedule III – Sewer Rates  
City Clerk Wilmes presented the sewer rate detail that is included in the proposed Fee Schedule Amendment.

MOTION BY DEPUTY MAYOR HARRIS SECOND BY COUNCILMEMBER GREEN. MOTION PASSED (4-0).

- c) AB23- 65- Motion: Six Year Transportation Plan Public Hearing Date  
MOTION BY DEPUTY MAYOR HARRIS SECOND BY COUNCILMEMBER GREEN. MOTION PASSED (4-0).

**11. DISCUSSION ITEMS:**

- a) Discussion of replacement meeting in July
  - The Council decided to cancel the July 5<sup>th</sup> meeting.
- b) Discussion of replacement meeting in August
  - The Council decided to determine if a second August meeting is necessary at the second July meeting.
- c) Interlocal Agreement King County
- d) Lodging Tax
  - Could implement a 0.8% tax on lodging.
- e) Coffee with Council Alternate
  - Mayor Ribail will cover Coffee with Council for Councilmember Green

The Council and staff discussed shirts for the Fourth of July, as well as parade and booth logistics.

**12. FUTURE AGENDAS:**

- a) Tentative agenda for the meeting of June 20<sup>th</sup>, 2023
- b) Tentative agenda for the meeting of July 5<sup>th</sup>, 2023

**13. ADJOURNMENT:** Mayor Jim Ribail

At: 8:38 P.M.

**Approved at the regular meeting of the Carnation City Council on June 20<sup>th</sup>, 2023.**

---

**MAYOR JIM RIBAIL**

---

**CITY CLERK LORA WILMES**





June 6, 2023

Mayor Ribail, Deputy Mayor Harris, and Members of the City Council,

My name is Randy Bannecker. I'm here on behalf of the 7,000 members of the Seattle King County Realtor. Thank you for the opportunity to comment on the sign code.

Our members place a very high value on the opportunity to work with home buyers and sellers in the City of Carnation. We consider it in our mutual interest to support the city's efforts to maintain the high quality of life Carnation residents enjoy.

We appreciate the allowance to post on-premises temporary real estate signage that advertises homes for sale, rent or lease and off-premises open house signage during open house hours --- including on Tolt Avenue.

Real estate signs remain critical for buyers and sellers.

Research our members have conducted over the years tells us that more than 50% of home buyers learn about the open houses using the real estate signs. In this way, real estate signs reduce the time a home is on the market. A timely real estate transaction is in the best interest of buyers, sellers and the city because it brings certainty to all parties. For neighboring property owners and the city, a timely transaction minimizes disruption associated with a sale (e.g., showings, inspections, appraisals, etc.) and minimizes the time a home might be vacant.

Doesn't technology render signage irrelevant?

Internet platforms are widely used in the initial search for real estate, but they have not fundamentally changed the home buying and selling process. Buyers contemplating what often represents the largest personal investment of a lifetime may use internet tools to support their initial search, but we find that buyers continue to rely on the tried and true method of driving a neighborhood to see what's for sale and how it feels --- even prior to reaching out to one of

our members. In this way, real estate signage remains integral to the process of buying and selling.

Certainly, technology has its place for smaller commodities such as clothing or household goods, but major life investments are different. Internet platforms are not a realistic substitute for real estate signs.

Signs play an important role in Fair Housing anti-discrimination.

Signs do not discriminate A real estate sign invites any person, regardless of race, creed, color, sex or national origin, to locate and consider the purchase or rental of the property that is available if they can afford it. Real estate signs make it impossible for any real estate broker, landlord, owner or organization to deny that the property is available, and, hence, make discrimination substantially impossible.

Signs are particularly important in communities where addresses are not intuitive.

Some Carnation properties can be difficult to find relying merely on an address and smart phone. In some Carnation locations, wireless coverage is unreliable, making phone-based home sales information, mapping and directions unreliable.

Signs help ensure that buyers are looking at the right home and not the neighbors. This, in turn, shortens time on market and aids sellers in a timely sales process.

Consistency of sign dimension is important within the region.

The normal size of an on-premises yard arm for sale sign is 24"x30." An open house A-board is 24"x24". We view these sizes as the right balance of signage that can be identified and understood, and therefore effective, but not obtrusive.

Internal mechanism for sign code compliance

Lastly, we have an internal mechanism for sign code compliance. When we are alerted to code violations by members or cities, we reach out to the members and his or her designated broker to educate them about the specifics of the code and critical need to comply.

Lastly, and importantly, we want to work with you if you believe changes are needed.

Thank you.

CofC 06/06/23

5/24 SVGA w/ councilmember Burrell

King County presentation on Creative Economy

- Sound stage build under W Seattle bridge
- State investing 15 million in movie production
- Focus is on movie, TV, and music events

Construction Firms } Romina/Jan  
Milhaus } ReTé's  
Can code }

State reps Hawkins and Ramos - Perry Y

- Great discussion on GMA and Housing action plan

5/27 Coffee with Council with D Mayor Harris

- Good turn out.
- A lot of talk about potential annexation
- Brian brought issues with the plantings. Asked him to send an e-mail and meet with Brandon and Ana to go over the plantings.

Last week

Contacted Councilwomen Perry about the Echo Glen break out.

- Working on an alert system for cities
- Getting update on security

Still working with Mike at Carnation on Charging stations

### Housing Action Plan

I agree with changing the message from "unit's" to "people" because that is what we are really talking about. Especially since we are seeing more product like 2 masters to help aging in place.

The 361 is that inside current city limits?

- What is our current projected build out with current projects?
- What are we projecting in our UGA's?

Is the Governor the correct person to send the letter too?

How does loosing SEPA make sure we still don't miss anything?

Letter to Gov.

- Need some more focus on 203 being a State route. In 110 years the biggest upgrade to 203 has been guardrails. There has been no capacity upgrades and only 2 roundabouts to help with traffic flow.

Pg 40.

- Not just concerned with rural character but also safety concerns with a State and County road system that has seen minimum upgrades.

Pg 42.

- There is a need for more housing in WA State. More units could be built if capacity and safety concerns are addressed.

Pg 43.

- Can we put our current affordable count in here? The mobile home park, and apartments. Can we say we would like State and County help to preserve those spaces?

Pg 59.

- 3. Transportation
  - o Include capacity issues, safety issues, and maintenance issues. Can we state that we are bypass for I-405? We have seen a marked increase of heavy truck traffic over the last 10 years.
- 5. Economic Development
  - o Can we bring up Creative Economy?
    - Venue and events bring jobs to the community
- 9. Open Space Recreation
  - o Can we bring up all the open space we have within a 10-minute drive of Carnation?
- 10. Environment
  - o Bring up our dedication to this. 100% infiltration. A sewer treatment facility that other cities are trying to match now.
- 13. Historic Preservation
  - o Can we bring up our corporation with the Snoqualmie Tribe?

**From:** Tim Harris <tim.harris@carnationwa.gov>  
**Sent:** Tuesday, June 6, 2023 2:52 PM  
**To:** Tim Harris <tim.harris@carnationwa.gov>  
**Subject:** 2023-06-06

Housing Action Plan: Letter to Inslee should also go to Dow Constantine & Sarah Perry & Josh Brown. Should also consider copying state senators and reps.

Opposed to SEPA exemptions. What is considered a “minor new construction” in large cities is not “minor” in Carnation – 30 SFH, 100 small units, or 200 multifamily units is a significant percentage of our overall housing inventory. The idea that we would not do a review on 1000 cubic yards of fill or excavation – especially given the fact we’re between two rivers doesn’t make sense for Carnation (where it might make sense elsewhere). I don’t think “minor new construction” exemptions crafted in Olympia necessarily make sense in Carnation, and I’m not inclined to give up local oversight.

I’m not opposed to areawide assessment on annexation.

Was not clear that HAP numbers didn't include PAA. We need to have a position on housing inclusive of our PAA. I believe the numbers we have are about right for the entire city.

# ACCOUNTS PAYABLE

City of Carnation

Time: 06:49:45 Date: 06/16/2023

As Of: 07/30/2023

Page: 1

Accts Pay #	Received	Date Due	Vendor	Amount	Memo
1187	06/13/2023	06/13/2023	556 BUILDERS EXCHANGE OF WASHINGTON, INC	313.80	PUBLISH PROJECTS ONLINE
1152	06/06/2023	06/06/2023	573 CENTURYLINK	127.69	BASIC SERVICES AND OTHER SERVICES. BILL DATE 5/20/23
1142	06/02/2023	06/02/2023	582 CORE & MAIN, LP	2,717.50	5/26 Neptune 360 software. Water meters.
1172	06/13/2023	06/13/2023	582 CORE & MAIN, LP	2,391.40	REPLACE OLD WATER METER. CLOW GATE VALVE EPOXY COATED E/ STAINLESS STEEL BOLTS & NUTS
1174	06/13/2023	06/13/2023	582 CORE & MAIN, LP	1,904.15	NEPTUNE 360 SOFTWARE
1155	06/06/2023	06/06/2023	605 CORRECT EQUIPMENT INC	410.89	ACCU-TAB 60# PAIL
1158	06/06/2023	06/06/2023	669 HD FOWLER COMPANY	221.21	THE SHOP. METER GAKET X4, COUPLING X10, PLATED BOLT & NUT KIT X2, CAP O-RING X10 PARTS FOR WATER SYSTEM.
1159	06/06/2023	06/06/2023	669 HD FOWLER COMPANY	51.37	WATER WORKS DEPT. COUPLING SXS X6, BUSHING SXS X2
1151	06/06/2023	06/06/2023	707 KC ANIMAL LICENSES	135.00	PET LICENCE SALES RECAP FOR FEBRUARY AND MARCH 2023.
1146	06/06/2023	06/06/2023	720 KPG PSOMAS	2,713.59	Progress report. Project: 20097 tolt Ave (SR203) Central Business District.
1186	06/13/2023	06/13/2023	720 KPG PSOMAS	1,831.90	TOLT AVENUE PHASE II COST RECOVERY
1183	06/13/2023	06/13/2023	746 LYNN MOBERLY	300.00	PROSECUTION SERVICES. MAY 2023- 1.5 HOURS-\$300
1154	06/06/2023	06/06/2023	787 PAPE MACHINERY	21.61	MOWER BLADES FOR LAWN MOWER
1147	06/06/2023	06/06/2023	804 PUGET SOUND ENERGY	1,603.96	Serving: Eugene st and tolt ave
1176	06/13/2023	06/13/2023	804 PUGET SOUND ENERGY	8,755.61	VAC. STATION POWER
1185	06/13/2023	06/13/2023	804 PUGET SOUND ENERGY	262.98	STREET LIGHTS. TIB LED CONVERSION-ST LIGHTS/ STOSELL AVE NE-ST LIGHT TAKEOVER
1168	06/12/2023	06/12/2023	836 SAFEBUILT, LLC	650.00	130.00 COST RECOVERY. MAINVUE HOMES-PLAT AND FLOODPLAIN REQUIREMENTS
1169	06/12/2023	06/12/2023	836 SAFEBUILT, LLC	220.00	REVISION TO REVIOUSLY REVIEWED PLANS. W MORRINSON STREET. NE 33090 NE 40TH PLACE
1178	06/13/2023	06/13/2023	856 SEATTLE PUMP & EQUIPMENT CO	26,229.03	MAGNUN PRESSURE WASHER TRAILER. PRESURE WASHER FOR SEWER MANHOLES/WATER/BUILDING AND SO MUCH MORE.
1173	06/13/2023	06/13/2023	893 UNITED SITE SERVICES	488.46	PORT OF POTTIES PARKS/ MEMORIAL PARK
1175	06/13/2023	06/13/2023	893 UNITED SITE SERVICES	172.16	HAND SANITIZER REFILL EVERY 2 WEEKS.
1157	06/06/2023	06/06/2023	898 UTILITIES UNDERGROUND LOCATION CENTER	65.79	EXCAVATION NOTIFICATIONS FOR THE MONTH:51
1156	06/06/2023	06/06/2023	940 THOMPSON, GUILDNER & ASSOCIATES INC P.S.	2,445.30	05642-CITY OF CARNATION, GENERAL COUNCIL
1143	06/02/2023	06/02/2023	944 BEAR CREEK LANDSCAPING & CONSTRUCTION LL	3,496.52	RECURRING MAINTENANCE SERVICES FOR VALLEY MEMORIAL PARK AND NICK LOUTSIS PARK.
1161	06/06/2023	06/06/2023	953 OWEN EQUIPMENT COMPANY	1,151.35	WIRELESS HEADSET W/BT



# ACCOUNTS PAYABLE

City of Carnation

Time: 06:49:45 Date: 06/16/2023

As Of: 07/30/2023

Page: 2

Accts Pay #	Received	Date Due	Vendor	Amount	Memo
1179	06/13/2023	06/13/2023	953 OWEN EQUIPMENT COMPANY	1,151.35	HEAD SETS FOR COMMUNICATION FOR VAC. STATION
1182	06/13/2023	06/13/2023	953 OWEN EQUIPMENT COMPANY	83,000.00	THIS IS A VACTOR TRAILER FOR HYDROEXTRACTION, WILL BE USED FOR MANY THINGS. SEWER/WATER/STORM SYSTEM. PAYING FOR HALF NOW, WILL PAY OFF WHEN IT COMES IN.
1177	06/13/2023	06/13/2023	963 AIRVAC INC.	102.50	SEWER SYSTEM PARTS
1162	06/06/2023	06/06/2023	970 SMARTREK TECHNOLOGIES	18,344.16	ATRAV SOLAR REPEATER X 10, ATRAV VACUUM X16,IP68-BOX X16
1150	06/06/2023	06/06/2023	1010 R&A CLEANING	2,916.00	9X regular cleanning \$300 Rate
1149	06/06/2023	06/06/2023	1011 FUSIONTEK	4,903.23	MSA FULL SERVICE 6/01/2023- 6/30/2023. RETAIL
1153	06/06/2023	06/06/2023	1019 2 BROTHERS LANDSCAPING & MORE	4,130.60	CLEAN UP- SSPILLMAN STREET AND WEST MORRISON STREET
1148	06/06/2023	06/06/2023	1023 KING COUNTY RADIO COMMUNICATION SERVICES	135.33	800 MHZ RADIO SYSTEM ACCESS
1144	06/02/2023	06/02/2023	1043 BENJAMIN ASPHALT, INC	6,239.38	STORM DRAIN MAINTENANCE / CATCH BASIN
1145	06/02/2023	06/02/2023	1043 BENJAMIN ASPHALT, INC	3,682.21	BACK HOE REPAIR
1165	06/12/2023	06/12/2023	1043 BENJAMIN ASPHALT, INC	8,522.08	CLEANING STORM DRAIN / CATCH BASINS
1166	06/12/2023	06/12/2023	1043 BENJAMIN ASPHALT, INC	108,509.78	COMPLETED WORK PER PROPOSAL DATED4/4/23 PAVING AND GRADING STOSSEL AVE- BIRD & ENTWISTLE.
1167	06/12/2023	06/12/2023	1057 SIGN PROS	548.94	PUBLIC WORKS SITE . SPEDIFIC REZONE
1160	06/06/2023	06/06/2023	1102 PROUD CITY	2,500.00	FOR NEW WEBSITE ONBOARDING SERVICES
1184	06/13/2023	06/13/2023	1136 LANE POWELL	3,595.00	GENERAL EMPLOYMENT AND LABOR LAW ADVICE.
1170	06/12/2023	06/12/2023	1157 CITY OF NORTH BEND	200.00	5/24 SNOQUALMIE VALLEY GOVERNMENT MEETING-DINNERS FOR MAYOR JIM RIBAIL, COUNCIL MEMEBERS BURRELL & HARRIS
1171	06/12/2023	06/12/2023	1158 CERTIFIED LABORATORIES	450.51	SYSTEM PURGE, FUEL SURCHARGE
1180	06/13/2023	06/13/2023	1158 CERTIFIED LABORATORIES	1,408.97	VACUUM PUMP OIL.
1181	06/13/2023	06/13/2023	1159 GBC CONSTRUCTION,INC	1,676.70	SEWER RIGHT AWAY CLEAN UP. TRUCK EQUIPMENT TRAILER-MOVE EQUIPMENT IN AND OUT. TRACKHOE, MOWER & OPERATOR.
1189	06/15/2023	06/15/2023	1161 EASTSIDE TREE WORKS, LLC	3,097.95	REMOVAL OF TREES THAT WERE ON A WATER LEAK. TREE REMOVAL (2-8INCHES ABOVE GRADE LEVEL)
1188	06/13/2023	06/13/2023	196405 KING COUNTY, INFORMATION TECH 2023	750.00	KCIT INET CITIES MISC SVC. CARNATION CITY HALL TECHNICAL SUPPORT.
1164	06/12/2023	06/12/2023	4870010 HUGHES, JOE	212.14	487001.0 - 4313 REGAL ST

Report Total: 314,758.10

ACCOUNTS PAYABLE

City of Carnation

Time: 06:49:45 Date: 06/16/2023

As Of: 07/30/2023

Page: 3

Accts Pay #	Received	Date Due	Vendor	Amount	Memo
----------------	----------	----------	--------	--------	------

---

This report has been reviewed by:

REMARKS:

\_\_\_\_\_  
Signature & Title

\_\_\_\_\_  
Date

# ACCOUNTS PAYABLE PAID

City of Carnation

Time: 06:50:51 Date: 06/16/2023

06/07/2023 To: 07/30/2023

Page: 1

Accts Pay #	Paid On	Year	Trans	Vendor ID	Vendor	Amount	Memo
1163	06/08/2023	2023	1196	1154	FORTNEY, SHANE	1,334.84	Side Sewer repair
Total:						<u>1,334.84</u>	

This report has been reviewed by:

REMARKS:

\_\_\_\_\_  
Signature & Title

\_\_\_\_\_  
Date



PERIOD: MAY 1 – MAY 31, 2023

I, Ashlyn Farnworth, Assistant to the City Manager for the City of Carnation, do hereby attest that payroll deposits for the period above have been made through Paycom. I have worked with Paycom to reflect accurate information to the best of my ability. Any payroll adjustments made outside the normal monthly payroll period are indicated below.

Total Amount: \$59,320.25

Adjustments: NONE

---

Ashlyn Farnworth  
Assistant to the City Manager

---

Ana Cortez  
City Manager

### Check Register Report

Employee	Earnings	Rate	Hours/Units	Amount	Taxes	Deductions	Net Pay	<input type="checkbox"/>		
<b>001 - General Fund</b>										
<b>BURRELL, RYAN</b> Code: A002 Tax Profile: 2 - WA/WA/WA	Regular	3.46	184.00	636.94	Federal W/H (M)	170.00	Direct Deposit Net Check NET PAY	359.45 359.45		
	GROSS			636.94	Medicare	9.24				
					Social Security	39.49				
					WA EE 0803-00 Cities & Towns All O	55.05				
					Washington EE	1.14				
					Medical Leave					
					Washington EE Family Leave	2.57				
<b>CORTEZ, ANA</b> Code: A003 Tax Profile: 2 - WA/WA/WA	Regular	75.77	152.00	11,516.47	Federal W/H (M)	1,569.48	EE Deferred	980.00	Direct Deposit Net Check	8,319.68
	Holiday	75.77	8.00	606.13	Medicare	202.14	Compensation \$		Direct Dep. Distribution 1	800.00
	Management	75.77	24.00	1,818.39	Social Security	864.34	DRS EE Contribution	2,307.38	Direct Dep. Distribution 2	200.00
	Leave				WA EE 0803-00 Cities & Towns All O	52.66	DRS ER Contribution - Match	1,598.24	NET PAY	9,319.68
	1099 Pay			461.54	Washington EE	26.60	ER Dental	109.28		
	Extra Pay			980.00	Medical Leave		ER Life	18.75		
	GROSS			15,382.53	Washington EE Family Leave	60.25	ER Medical	1,751.40		
							ER Vision	19.06		
<b>DEHAVEN, NICK</b> Code: A00M 1099 Employee	Regular	30.00	51.25	1,537.50				Direct Deposit Net Check	1,537.50	
	GROSS			1,537.50				NET PAY	1,537.50	
<b>ENDER, RHONDA</b> Code: A00J Tax Profile: 2 - WA/WA/WA	Regular	45.67	168.00	7,673.09	Federal W/H (H)	778.37	DRS EE Contribution	534.49	Direct Deposit Net Check	6,327.25
	Holiday	45.67	8.00	365.39	Medicare	120.73	EE Deferred	77.91	NET PAY	6,327.25
	Management	45.67	8.00	365.39	Social Security	516.21	Compensation %			
	Leave				Washington EE	14.98	DRS ER Contribution - Match	873.16		
	GROSS			8,403.87	Medical Leave		ER Dental	109.28		
					Washington EE Family Leave	33.93	ER Life	18.75		
							ER Medical	1,305.22		
							ER Vision	19.06		
<b>FARNWORTH, ASHLYN</b> Code: A004 Tax Profile: 1 - WA/WA/WA	Regular	30.77	176.00	5,415.39	Federal W/H (H)	695.97	DRS EE Contribution	283.08	Direct Deposit Net Check	4,163.76
	Holiday	30.77	8.00	246.15	Medicare	82.10	DRS ER Contribution - Match	588.23	NET PAY	4,163.76
	GROSS			5,661.54	Social Security	351.02	ER Dental	57.78		
					WA EE 0803-00 Cities & Towns All O	52.66	ER Life	18.75		
					Washington EE	10.09	ER Medical	872.06		
					Medical Leave		ER Vision	9.54		
					Washington EE Family Leave	22.86				
<b>GARCIA JIMENEZ, BIBI</b> Code: A00K Tax Profile: 2 - WA/WA/WA	Regular	26.08	123.97	3,233.14	Medicare	49.91	DRS EE Contribution	218.90	Direct Deposit Net Check	2,902.46
	Holiday	26.08	8.00	208.64	Social Security	213.39	DRS ER Contribution - Match	357.60	NET PAY	2,902.46
	GROSS			3,441.78	WA EE 0803-00 Cities & Towns All O	37.09	ER Dental	120.50		

### Check Register Report

Employee	Earnings	Rate	Hours/Units	Amount	Taxes	Deductions	Net Pay	<input type="checkbox"/>
					Washington EE 6.13 Medical Leave Washington EE Family 13.90 Leave	ER Life 18.75 ER Medical 1,567.60 ER Vision 17.10 ER Dental DP 2.20 ER Medical DP 18.00 ER Vision DP 0.20		
<b>GREEN, DUSTIN</b> Code: A005 Tax Profile: 2 - WA/WA/WA	Regular GROSS	3.46	184.00	636.92 636.92	Medicare 9.24 Social Security 39.49 WA EE 0803-00 Cities & Towns All O 55.05 Washington EE Medical Leave 1.14 Washington EE Family Leave 2.57		Direct Deposit Net Check 529.43 NET PAY 529.43	
<b>HARRIS, TIM</b> Code: A006 Tax Profile: 2 - WA/WA/WA	Regular GROSS	4.04	184.00	743.08 743.08	Federal W/H (M) 626.87 Medicare 10.77 Social Security 46.07 WA EE 0803-00 Cities & Towns All O 55.05 Washington EE Medical Leave 1.32 Washington EE Family Leave 3.00		Direct Deposit Net Check 0.00 NET PAY Zero Net	
<b>HAWKINS, ADAIR</b> Code: A007 Tax Profile: 2 - WA/WA/WA	Regular GROSS	3.46	184.00	636.94 636.94	Medicare 9.24 Social Security 39.49 WA EE 0803-00 Cities & Towns All O 55.05 Washington EE Medical Leave 1.14 Washington EE Family Leave 2.57		Direct Deposit Net Check 529.45 NET PAY 529.45	
<b>INSINGER, ERIK</b> Code: A000 Tax Profile: 1 - WA/WA/WA	Regular Holiday Correction Extra Pay GROSS	38.01 38.01	176.00 8.00	6,690.62 304.12 93.32 50.00 7,138.06	Federal W/H (M) 488.42 Medicare 103.50 Social Security 442.55 Washington EE Medical Leave 12.72 Washington EE Family Leave 28.82	DRS EE Contribution 453.98 DRS ER Contribution - Match 741.64 ER Dental 109.28 ER Life 18.75 ER Medical 1,751.40 ER Vision 19.06	Direct Deposit Net Check 5,608.07 NET PAY 5,608.07	
<b>KNIGHT, EMMA</b> Code: A00R Tax Profile: 1 - FL/WA/WA	Regular GROSS	30.00	44.67	1,340.10 1,340.10	Medicare 19.43 Social Security 83.09 Washington EE Medical Leave 2.39 Washington EE Family Leave 5.41		Direct Deposit Net Check 1,229.78 NET PAY 1,229.78	

### Check Register Report

Employee	Earnings	Rate	Hours/Units	Amount	Taxes	Deductions	Net Pay	<input type="checkbox"/>		
<b>MULLHOLLAND, HEATHER</b> Code: A00Q Tax Profile: 1 - WA/WA/WA	Regular	30.51	132.30	4,036.47	Medicare	62.07	DRS EE Contribution	214.03	Direct Deposit Net Check	3,714.14
	Holiday	30.51	8.00	244.08	Social Security	265.40	DRS ER Contribution - Match	444.75	NET PAY	3,714.14
	GROSS			4,280.55	Washington EE Medical Leave	7.63	ER Dental	120.50		
					Washington EE Family Leave	17.28	ER Life	18.75		
							ER Medical	1,567.60		
							ER Vision	17.10		
							ER Dental DP	2.20		
							ER Medical DP	18.00		
							ER Vision DP	0.20		
<b>PARADIS, LARRY</b> Code: A00S Tax Profile: 1 - WA/WA/WA	Regular	28.00	73.51	2,058.28	Medicare	29.85			Direct Deposit Net Check	1,888.84
	GROSS			2,058.28	Social Security	127.61			NET PAY	1,888.84
					Washington EE Medical Leave	3.67				
					Washington EE Family Leave	8.31				
<b>RAO, SIDD</b> Code: A00A Tax Profile: 2 - WA/WA/WA	Regular	20.00	88.89	1,777.80	Federal W/H (H)	142.50			Direct Deposit Net Check	1,462.34
	GROSS			1,777.80	Medicare	25.78			NET PAY	1,462.34
					Social Security	110.23				
					WA EE 0803-00 Cities & Towns All O	26.60				
					Washington EE Medical Leave	3.17				
					Washington EE Family Leave	7.18				
<b>RIBAIL, JIM</b> Code: A00B Tax Profile: 2 - WA/WA/WA	Regular	4.62	184.00	849.25	Federal W/H (H)	41.18			Direct Deposit Net Check	683.12
	GROSS			849.25	Medicare	12.31			NET PAY	683.12
					Social Security	52.65				
					WA EE 0803-00 Cities & Towns All O	55.05				
					Washington EE Medical Leave	1.51				
					Washington EE Family Leave	3.43				
<b>SCHELL, BRANDON</b> Code: A00H Tax Profile: 2 - TX/WA/WA	Regular	55.29	176.00	9,730.78	Federal W/H (M)	725.54	DRS EE Contribution	647.01	Direct Deposit Net Check	7,110.67
	Holiday	55.29	8.00	442.31	Medicare	134.95	EE Deferred	866.01	NET PAY	7,110.67
	GROSS			10,173.09	Social Security	577.04	Compensation %			
					WA EE 0803-00 Cities & Towns All O	52.66	DRS ER Contribution - Match	1,056.98		
					Washington EE Medical Leave	18.13	ER Dental	109.28		
					Washington EE Family Leave	41.08	ER Life	18.75		
							ER Medical	1,751.40		
							ER Vision	19.06		
<b>TIPTON, MIKE</b>	Regular	42.76	176.00	7,526.02	Federal W/H (M)	845.46	DRS EE Contribution	500.41	Direct Deposit Net Check	5,821.87

### Check Register Report

Employee	Earnings	Rate	Hours/Units	Amount	Taxes	Deductions	Net Pay		
Code: A00F Tax Profile: 2 - WA/WA/WA	Holiday GROSS	42.76	8.00	342.09 7,868.11	Medicare Social Security WA EE 0803-00 Cities & Towns All O Washington EE Medical Leave Washington EE Family Leave	114.09 487.83 52.66 14.02 31.77	DRS ER Contribution - Match ER Dental ER Life ER Medical ER Vision	817.50 109.28 18.75 1,751.40 19.06	NET PAY 5,821.87
<b>WILMES, LORA</b> Code: A00D Tax Profile: 2 - WA/WA/WA	Regular Holiday GROSS	43.27 43.27	176.00 8.00	7,615.39 346.15 7,961.54	Federal W/H (M) Medicare Social Security WA EE 0803-00 Cities & Towns All O Washington EE Medical Leave Washington EE Family Leave	722.95 115.45 493.62 52.66 14.19 32.15	DRS EE Contribution DRS ER Contribution - Match ER Dental ER Life ER Medical ER Vision	398.08 827.20 171.06 18.75 2,184.58 28.58	Direct Deposit Net Check NET PAY 6,132.44 6,132.44
<b>Subtotals for Dept: 001</b>	Regular Holiday Management Leave 1099 Pay Correction Extra Pay GROSS	2,634.59 72.00 32.00  461.54 93.32 2,738.59	       	73,654.18 3,105.06 2,183.78  461.54 93.32 1,030.00 80,527.88	Federal W/H Medicare Social Security WA EE 0803-00 Cities & Towns All O Washington EE Medical Leave Washington EE Family Leave	6,806.74 1,110.80 4,749.52 602.24 139.97 317.08	DRS EE Contribution DRS ER Contribution - Match EE Deferred Compensation \$ EE Deferred Compensation % ER Dental ER Dental DP ER Life ER Medical ER Medical DP ER Vision ER Vision DP	5,557.36 7,305.30 980.00 943.92 1,016.24 4.40 168.75 14,502.66 36.00 167.62 0.40	18 DD Vouchers 2 DD Distributions NET PAY 58,320.25 1,000.00 59,320.25
<b>Total Company</b>									
<b>Company Totals</b>	Regular Holiday Management Leave 1099 Pay Correction Extra Pay GROSS	2,634.59 72.00 32.00  461.54 93.32 2,738.59	       	73,654.18 3,105.06 2,183.78  461.54 93.32 1,030.00 80,527.88	Federal W/H Medicare Social Security WA EE 0803-00 Cities & Towns All O Washington EE Medical Leave Washington EE Family Leave	6,806.74 1,110.80 4,749.52 602.24 139.97 317.08	DRS EE Contribution DRS ER Contribution - Match EE Deferred Compensation \$ EE Deferred Compensation % ER Dental ER Dental DP ER Life ER Medical ER Medical DP	5,557.36 7,305.30 980.00 943.92 1,016.24 4.40 168.75 14,502.66 36.00	18 DD Vouchers 2 DD Distributions NET PAY 58,320.25 1,000.00 59,320.25



# Check Register Report

Employee	Earnings	Rate	Hours/Units	Amount	Taxes	Deductions	Net Pay	<input type="checkbox"/>
						ER Vision 167.62 ER Vision DP 0.40		
							Total Net Pay	<u>59,320.25</u>



# CITY OF CARNATION



# ANNUAL WATER QUALITY REPORT

Voted Best Tasting Water in King County!

# 2022



# CITY OF CARNATION



# ANNUAL WATER QUALITY REPORT

**Voted Best Tasting Water in King County!**

**City of  
Carnation**

(425) 333 - 4192

PO Box 1238 / 4621 Tolt Ave

Carnation WA, 98014

[www.carnationwa.gov](http://www.carnationwa.gov)

**Reporting Period**

January 1 - December 31,  
2022

## Where Your Water Comes From

The City of Carnation's water comes from two primary sources. The dominant source is the spring located at the watershed, one mile south of Carnation at NE 24th Street and 344th Avenue NE. The secondary source is the community well, which is sunk 160 feet into an underground source of water, located at the corner of Entwistle and Milwaukee Streets. Carnation owns the land around the spring and the well, thus protecting and restricting any activity that could contaminate it.

The targets on the map below demonstrate the locations of the water sources:



## Definitions

**Microbial Contaminants:** unwanted/unintentional microorganisms that can cause harm to humans or other organisms. These microorganisms, also known as pathogens, can enter the food chain through various sources and cause foodborne illness or infection. Some examples of microbial contaminants are bacteria, viruses, parasites, and chemicals.

**Chlorine Tablets:** a safe way to sanitize water by killing bacteria. They dissolve slowly in water, releasing chlorine over time, maintaining clean and safe water quality.

**EPA:** Environmental Protection Agency

**PFA's:** Polyfluoroalkyl Substances

## Treatment Process

*The City of  
Carnation  
does not add  
fluoride.*

After the water comes from the source, Carnation treats the water with chlorine tablets to protect the consumer against microbial contaminants. The average chlorine residual in Carnation water after treatment is 0.04 ppm. The Water Department staff attends training throughout each year concerning regulations and techniques for treating and distributing water to customers. This training is vital to providing the highest quality drinking water available.

## Information from the Environmental Protection Agency

Drinking water, including bottled water, may reasonably be expected to contain small amounts of contaminants. The presence of contaminants does not necessarily indicate that the water poses a health risk. Some people may be more vulnerable to contaminants in drinking water than the general population. For example, Immuno-compromised persons such as persons with cancer undergoing chemotherapy, persons who have undergone organ transplants, people with HIV/AIDS or other immune system disorders, the elderly and infants can be particularly at risk from infections. More information about contaminants and potential health effects can be obtained by calling the Environmental Protection Agency's Safe Drinking Water Hotline:

A graphic with a blue background showing water droplets. A white rectangular box is centered on the graphic, containing the text: EPA Safe Drinking Water Contact Information, Hotline: (800) 426 - 4791, Website: www.epa.gov/safewater.

### **EPA Safe Drinking Water Contact Information**

Hotline: (800) 426 - 4791

Website: [www.epa.gov/safewater](http://www.epa.gov/safewater)

## 2022 Sampling Results

The City of Carnations water is tested daily for pH levels (7.3 Neutral), turbidity (average 0.09 ppm) and chlorine residual (average 0.04 ppm). Unless otherwise noted, the data presented is from testing done January 1-December 31, 2022. The state requires the city to monitor for certain contaminants less than once per year because the concentrations of these contaminants are not expected to vary significantly from year to year.

In 2023, the City shall test for PFA's.

### Abbreviations used:

**MCL:** maximum contaminant level

**mg/L:** milligrams per liter

**ug/L:** micrograms per liter

**pCi/L:** picocuries per liter (a measure of radioactivity)

**ND:** None Detected

### Spring Source (SO-1)

Analyte	MCL	Carnation Water	State Reporting Level	Sample Date	Violation
Nitrate	10 mg/L	0.65 mg/L	0.50 mg/L	July 2022	NO
Gross Alpha	15 pCi/L	< 3 pCi/L	3 pCi/L	July 2022	NO
Radium 228	5 pCi/L	< 0.189 pCi/L	1 pCi/L	July 2022	NO

### Spring Source (SO-1) Volatile Organic Compounds



## Well Source (SO-2)

Analyte	MCL	Carnation Water	State Reporting Level	Sample Date	Violation
Nitrate	10 mg/L	ND	0.50 mg/L	July 2022	NO
Gross Alpha	15 pCi/L	< 3 pCi/L	3 pCi/L	June 2022	NO
Radium 228	5 pCi/L	< 0.157 pCi/L	1 pCi/L	June 2022	NO

## Distribution System Samples (Haloacetic Acids - HAA5)

Analyte	MCL	Distribution Area Sample	State Reporting Level	Sample Date	Violation
Monochloroacetic Acid (MCAA)	Varies	< 2 ug/L	2.0 ug/L	August 2022	NO
Dichloroacetic Acid (DCAA)	Varies	< 1 ug/L	1.0 ug/L	August 2022	NO
Trichloroacetic Acid (TCAA)	Varies	< 1 ug/L	1.0 ug/L	August 2022	NO
Monobromoacetic Acid (MBAA)	Varies	< 1 ug/L	1.0 ug/L	August 2022	NO
Dibromoacetic Acid (DBAA)	Varies	< 1 ug/L	1.0 ug/L	August 2022	NO
Total Haloacetic Acids (HAA5)	60 ug/L	< 1 ug/L	6.0 ug/L	August 2022	NO

## Distribution System Samples (Trihalomethanes - TTHM)

Analyte	MCL	Distribution Area Sample	State Reporting Level	Sample Date	Violation
Chloroform	Varies	< 0.5 ug/L	0.5 ug/L	August 2022	NO
Bromodichloromethane	Varies	< 0.5 ug/L	0.5 ug/L	August 2022	NO
Dibromochloromethane	Varies	< 0.5 ug/L	0.5 ug/L	August 2022	NO
Bromoform	Varies	< 0.5 ug/L	0.5 ug/L	August 2022	NO
Total Trihalomethanes (TTHM)	80 ug/L	< 0.5 ug/L	Varies	August 2022	NO

## Distribution System Samples (Lead)

Sample Location	MCL	Distribution Area Sample	State Reporting Level	Sample Date	Violation
W. Morrison St.	0.015 mg/L	ND	0.001 mg/L	June 2022	NO
326th Ave NE	0.015 mg/L	ND	0.001 m/L	June 2022	NO
Royal Court	0.015 mg/L	0.0012 mg/L	0.001 mg/L	June 2022	NO
Palace Court	0.015 m/L	ND	0.001 mg/L	June 2022	NO
Palace Court	0.015 mg/L	ND	0.001 mg/L	June 2022	NO
Queens Court	0.015 mg/L	ND	0.001 mg/L	June 2022	NO
Regency Place	0.015 mg/L	ND	0.001 mg/L	June 2022	NO

Regency Place	0.015 mg/L	ND	0.001 mg/L	June 2022	NO
Royal Court	0.015mg/L	ND	0.001 mg/L	June 2022	NO
Royal Court	0.015 mg/L	ND	0.001 mg/L	June 2022	NO

### **Distribution System Samples (Copper)**

<b>Sample Location</b>	<b>MCL</b>	<b>Distribution Area Sample</b>	<b>State Reporting Level</b>	<b>Sample Date</b>	<b>Violation</b>
W. Morrison St.	1.3 mg/L	0.14 mg/L	0.02 mg/L	June 2022	NO
326th Ave NE	1.3 mg/L	0.30 mg/L	0.02 mg/L	June 2022	NO
Royal Court	1.3 mg/L	0.14 mg/L	0.02 mg/L	June 2022	NO
Palace Court	1.3 m/L	0.18 mg/L	0.02 mg/L	June 2022	NO
Palace Court	1.3 mg/L	0.37 mg/L	0.02 mg/L	June 2022	NO
Queens Court	1.3 mg/L	0.28 mg/L	0.02 mg/L	June 2022	NO
Regency Place	1.3 mg/L	0.38 mg/L	0.02 mg/L	June 2022	NO
Regency Place	1.3 mg/L	0.35 mg/L	0.02 mg/L	June 2022	NO
Royal Court	1.3 mg/L	0.16 mg/L	0.02 mg/L	June 2022	NO
Royal Court	1.3 mg/L	0.4 mg/L	0.02 mg/L	June 2022	NO



**Typical Sources of Contamination:** runoff from fertilizer use; leaching from septic tanks; sewage; erosion of natural deposits; gradual accumulation in soil; heavy rainfall and irrigation; disinfection byproducts; agricultural livestock operations; etc.

## Conservation Focused

Water conservation is important for Carnation, the environment and future generations. Water conservation helps protect an important, shared natural resource. Using water efficiently can help customers keep water and sewer bills as low as possible. To encourage efficient water use, the City of Carnation rates have been designed to favor the low water consumer, and historical usage information is graphed on the monthly water bill. As a water purveyor, the City performs annual system-wide leak detection, and distribution system repairs as needed to control water loss. Our 2022 water loss was seven percent (7%).



## Reaching Our Water Customers & Community Participation

### Reaching Our Water Customers

The Environmental Protection Agency (EPA) has informed water providers that having this report available on the City's website meets delivery requirements as long as customers are notified of this option, and those who would like a paper copy can request one. The City of Carnation has chosen this method to conserve paper and save printing and mailing costs. If you would like to provide feedback about the delivery method or request a copy to be mailed to you, please contact Brandon Schell at (425) 333 -4192 or send an email to: [brandon.schell@carnationwa.gov](mailto:brandon.schell@carnationwa.gov).

### Community Participation

You are invited to participate in our public City Council meetings and voice any concerns or suggestions you have about your drinking water.

Our City Council meets on the first and third Tuesday of each month at 6:00 pm at Carnation City Hall, 4621 Tolt Avenue.

*Report for 2022 - Prepared June 2023 by Kati Fulton (Municipal Fellow)*

# Water Quality Tests Requirements 2023

Analyte	Number Samples Required	Compliance Period	Frequency	Last Sample Date	Next Sample Date
Lead and Copper	10	Jan 2023- Dec 2025	Standard- 3 year	June 2022	June 2025
Asbestos	0	Jan 2020- Dec 2028	Waiver- 9 year	-	-
Total Trihalomethane	1	Jan 2023- Dec 2023	Reduced- 1 year	August 2022	<b>August 2023</b>
Haloacetic Acids	1	Jan 2023- Dec 2023	Reduced- 1 year	August 2022	<b>August 2023</b>

# Water Quality Monitoring Schedule 2023

## Spring Source (SO-1)

Analyte	Number Samples Required	Compliance Period	Frequency	Last Sample Date	Next Sample Date
Nitrate	1	Jan 2023 - Dec 2023	Standard - 1 year	July 2022	<b>July 2023</b>
Complete Inorganic (IOC)	1	Jan 2020 - Dec 2028	Waiver - 9 year	September 2015	September 2024
Volatile Organics (VOC)	1	Jan 2020 - Dec 2025	Waiver - 6 year	June 2022	-
Herbicides	1	Jan 2023-Dec 2031	Waiver - 9 year	July 2021	July 2030
Pesticides	0	Jan 2023 - Dec 2025	Waiver - 3 year	September 2003	-
PFAS	1	Jan 2023 - Dec 2025	Standard - 3 year	-	April 2025
Soil Fumigants	0	Jan 2023 - Dec 2025	Waiver - 3 year	-	-
Gross Alpha	1	Jan 2020 - Dec 2025	Standard - 6 year	June 2022	-
Radium 228	1	Jan 2020 - Dec 2025	Standard - 6 year	June 2022	-

# Well Source (SO-2)

Analyte	Number Samples Required	Compliance Period	Frequency	Last Sample Date	Next Sample Date
Nitrate	1	Jan 2023 - Dec 2023	Standard - 1 year	July 2022	<b>July 2023</b>
Complete Inorganic (IOC)	1	Jan 2020 - Dec 2028	Waiver - 9 year	July 2012	July 2028
Volatile Organics (VOC)	1	Jan 2020 - Dec 2025	Waiver - 6 year	July 2019	July 2025
Herbicides	1	Jan 2023-Dec 2031	Waiver - 9 year	July 2021	July 2031
Pesticides	0	Jan 2023 - Dec 2025	Waiver - 3 year	September 2003	-
PFAS	1	Jan 2023 - Dec 2025	Standard - 3 year	-	<b>July 2023</b>
Soil Fumigants	0	Jan 2023 - Dec 2025	Waiver - 3 year	-	-
Gross Alpha	1	Jan 2020 - Dec 2025	Standard - 6 year	June 2022	-
Radium 228	1	Jan 2020 - Dec 2025	Standard - 6 year	June 2022	-



**LEGAL NOTICE**  
**CITY OF CARNATION**  
**-PUBLIC HEARING-**

**NOTICE IS HEREBY GIVEN** that the Carnation City Council will hold a public hearing to receive public comment regarding the proposed Six Year Transportation Improvement Program (STIP) 2024-2029. The hearing will be conducted at the regular meeting of the Carnation City Council on June 20<sup>th</sup>, 2023, at 6:00 PM or soon thereafter, in the Council Chambers at Carnation City Hall located at 4621 Tolt Avenue in Carnation.

The hearing is open to the public. All persons wishing to comment on the proposed STIP 2024-2029 may submit comment in writing or verbally at the scheduled public hearing. The proposed STIP 2024-2029 is available for public review during normal business hours at Carnation City Hall.

For inquiries and/or assistance regarding how to attend or participate in this hearing using the City's remote electronic format, please visit [www.carnationwa.gov](http://www.carnationwa.gov) or contact the city clerk.

This notice is published pursuant to CMC 1.14.010 & 15.100.040(B).

CITY OF CARNATION

Lora Wilmes, City Clerk

Publish in the Snoqualmie Valley Record.

TRANSPORTATION

Type	Project No.	STIP Priority	PCR Score	Project Name	FY2023	FY 2024	FY 2025	FY 2026	FY 2027	2028	Six-Year Period Total	Project Total	Grants Secured	Grants to Find	Total Local Funds
Tier I CAPACITY/LOS (CP)	CP2	3		Larson Avenue Connector (NE 40th to Entwistle St.)	\$ -	\$ 209,700	\$ 246,670	\$ 800,000	\$ 800,000	\$ 200,000	\$ 2,056,370	\$ 2,056,370		\$ 1,698,053	\$ 2,056,370
	Project No.	STIP Priority	PCR Score	<b>SUBTOTAL CAPACITY PROJECTS</b>	\$ -	\$ 209,700	\$ 246,670	\$ 800,000	\$ 800,000	\$ 200,000	\$ 3,928,776	\$ 26,824,254		\$ -	\$ 11,582,266
Tier II STREET IMPROVEMENT (SI)	SR16			40th St (1100 Ft)		\$ 100,000	\$ 300,000	\$ 600,000			\$ 1,000,000			\$ 750,000	\$ 250,000
	CP2			McKinley Ave. Sidewalk (Eugene to Blanche St.)	\$ 300,000	\$ 570,000					\$ 870,000	\$ 870,000	\$ 846,199		\$ 23,801
	S15			E.Reitz Reconstruction (Stossel Ave to Milwaukee (1,200 LF)		\$ 200,000	\$ 750,000				\$ 950,000	\$ 950,000		\$ 600,000	\$ 350,000
	SI2	6	36	E Bird St. Reconstruction (Commercial to Milwaukee - 950 LF)	\$ 100,000	\$ 700,000		\$ -	\$ -		\$ 800,000	\$ 800,000	\$ 681,700		\$ 118,300
	SI4	10	40	W Rutherford St. Reconstruction (Tolt to Stewart - 1,050 LF)	\$ -	\$ 76,770	\$ 588,580	\$ -	\$ -		\$ 665,350	\$ 665,350		\$ 582,181	\$ 83,169
	Project No.	STIP Priority	PCR Score	<b>SUBTOTAL STREET IMPROVEMENT PROJECTS</b>	\$ 400,000	\$ 1,646,770	\$ 1,834,060	\$ 1,394,640	\$ 200,000	\$ 150,000	\$ 5,475,470	\$ 11,707,180		\$ 8,774,200	\$ 2,909,011
Tier III STREET REPAIR (SR)	SR2	7	52	W Bird St. Overlay (Tolt to Stephens Ave - 280 LF)	\$ 60,087		\$ -	\$ -	\$ -		\$ 60,087	\$ 60,087	\$ 52,315		\$ 7,772
	SR3	8	54	W Commercial St. Overlay (Tolt to Stephens Ave - 400 LF)	\$ 66,913		\$ -	\$ -	\$ -		\$ 66,913	\$ 66,913	\$ 58,549		\$ 8,364
	SR4	9	60	Myrtle St. Overlay (Tolt to King/Stossel Ave - 820 LF)	\$ 137,380		\$ -	\$ -	\$ -		\$ 137,380	\$ 137,380	\$ 120,208		\$ 17,172
	SR5	11	52	Stossel Ave. Overlay (Entwistle to Rutherford - 1,180 LF)	\$ -	\$ 18,300	\$ 140,200	\$ -	\$ -		\$ 158,500	\$ 158,500		\$ 138,688	\$ 19,813
	SR6	13	45-54	Regal Glen Cul-de-Sacs Overlay (1,531 LF)	\$ -	\$ 35,800	\$ 196,680	\$ -	\$ -		\$ 232,480	\$ 232,480		\$ 203,420	\$ 29,060
<b>SUBTOTAL STREET PAVEMENT PRESERVATION PROJECTS</b>					\$ 264,380	\$ 54,100	\$ 391,630	\$ 578,616	\$ 264,492	\$ -	\$ 1,568,158	\$ 1,553,218		\$ 1,127,733	\$ 194,413
Tier IV MAINTENANCE (SM)				Preventative Street Repair & Maintenance (crack sealing, pothole filling)	\$ 12,000	\$ 12,000	\$ 12,000	\$ 12,000	\$ 12,000						
	<b>AL PREVENTATIVE STREET REPAIR &amp; MAINTENANCE PROJECTS</b>					\$ 12,000	\$ 12,000	\$ 12,000	\$ 12,000	\$ 12,000	\$ -	\$ -			
NON-MOTO PROJECTS (NM)	NM1	2		E Entwistle/NE 45th Sidewalk (329th to 332nd Ave - 880 LF)	\$ 100,000	\$ 600,000		\$ -	\$ -		\$ 700,000	\$ 700,000		\$ 487,203	\$ 76,037
	<b>SUBTOTAL NON-MOTORIZED IMPROVEMENT PROJECTS</b>					\$ 400,000	\$ 1,170,000	\$ -	\$ -	\$ -	\$ -	\$ 1,570,000	\$ 1,786,300		\$ 629,703
<b>TOTAL ALL PROJECTS</b>					\$ 1,076,380	\$ 3,092,570	\$ 2,484,360	\$ 2,785,256	\$ 1,276,492	\$ 350,000	\$ 12,542,404	\$ 44,817,632		\$ 10,853,611	\$ 14,940,353



# CARNATION CITY COUNCIL

## AGENDA BILL

<b>TITLE:</b> A RESOLUTION accepting the Housing Action Plan (HAP).	<b>Agenda Bill No.:</b>	<b>AB23-62</b>
	<b>Type of Action:</b>	<b>RESOLUTION</b>
	<b>Origin:</b> <i>(Council/Manager)</i>	City Manager
	<b>Agenda Bill Author:</b>	City Manager
<b>EXHIBITS:</b>  Exhibit A: Redlined Housing Action Plan Exhibit B: Final Housing Action Plan Exhibit C: Resolution	<b>Date Submitted:</b>	06-20-23
	<b>For Agenda of:</b>	06-20-23
	<b>Expenditure Required:</b>	0
	<b>Amount Budgeted:</b>	0
	<b>Appropriation Required:</b>	0

**SUMMARY STATEMENT AND DISCUSSION:**

In order to adhere to all the requirements established by the Washington Department of Commerce and its grant program that provided assistance for the development of the Housing Action Plan, the Council must accept Carnation’s HAP by June 30<sup>th</sup>, 2023. The City Council reviewed, analyzed, amended, and provided significant input to the Housing Action Plan. The HAP is a policy framework that may guide future land use priorities in the City of Carnation. Based upon recommendation of staff and consultants, the document reflects community input and best practices.

**RECOMMENDED ACTION:** I move to accept the Housing Action Plan (HAP).

**LEGISLATIVE HISTORY:** After receiving input from the community via Public Hearing on May 16<sup>th</sup>, 2023, Agenda Bill AB23-62 was brought to Council on June 6<sup>th</sup>. AB23-62 was tabled.

ACTION TAKEN					
MOTION AS PROPOSED			MOTION AS AMENDED		
Motion made by:			Motion made by:		
Second by:			Second by:		
	YES Vote	NO Vote		YES Vote	NO Vote
Hawkins			Hawkins		
Ribail			Ribail		
Harris			Harris		
Burrell			Burrell		
Green			Green		
Passed/Failed			Passed/Failed		
Ordinance/Resolution No.:			Ordinance/Resolution No.:		



Governor Jay Inslee  
Office of the Governor  
PO Box 40002  
Olympia, WA 98504-0002

Honorable Governor Inslee,

## To Whom it May Concern,

The City of Carnation's Housing Action Plan begins with this letter to document the City's desire to achieve realistic, sustainable, and equitable housing goals. The City of Carnation embraces the goals of the GMA, and its statutes that require fast-growing counties to develop a comprehensive plan to manage their population growth. This is consistent with the culture of the Evergreen State.

The GMA has given the City of Carnation a housing target of 799 units by 2044. With an average of 2.77 people occupying each unit, this translates to a population growth of an additional 2,213 people. This would bring the population of Carnation to 4,380, which **nearly doubles the current population of 2,167**. The City of Carnation has been incorporated for 110 years. History demonstrates this amount of growth is not plausible in the next 21 years.

The current GMA target of 799 was a result of past City Managers' actions that excluded the legislative body from this important discussion. For this reason, **the City of Carnation proposes and embraces a more realistic alternative, consistent with the character the Carnation community wishes to preserve**. We propose a base of 361 homes as a precursor to the 799. This would add an additional 1,000 people to our current population. We feel this is a far more reasonable target, as we currently have 223 homes in the pipeline via five new housing developments.

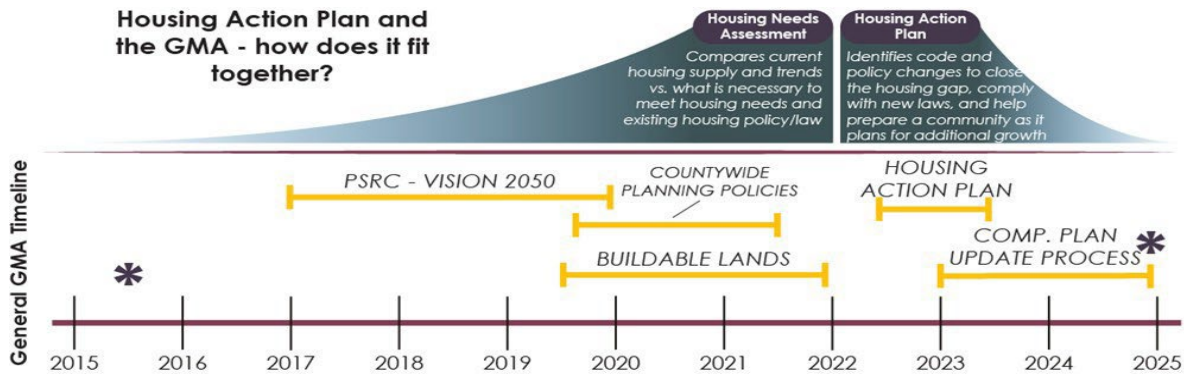
Growth management demands effective and honest partnerships with the State, King County, and the Puget Sound Regional Council (PSRC). To meet the State's aspirational targets, and to support the PSRC's strategic actions in the Snoqualmie Valley, King County has to play its part. King County's philosophy around Carnation has historically been farmland protection, with little investment in roads or infrastructure to travel to and from our rural community, health services, and commercial uses.

State Route 203 is Carnation's main street, and there have been no capacity upgrades to assist with traffic flow. Since Carnation's incorporation in 1912, the most significant upgrades have been guardrails, and only two roundabouts miles away from City limits. **Since** Now that managed growth is ~~now~~ the goal, it (1) requires increased levels of ~~County~~ transportation infrastructure, and (2) more land.

Sincerely,

Ana Cortez, City Manager





\* Comprehensive Plan update deadline

### Housing is top of mind for the region’s residents.

In 2022, the Department of Commerce and Puget Sound Regional Council (PSRC) conducted a survey on twelve different state-wide issues, ranging from transportation, climate change, healthcare to housing. What they found is that Washington residents are most concerned with housing costs/rents, homelessness, and overall cost of living. This is not news to state authorities, although it is important to gather input on top-of-mind issues from a large portion of the state population.

### Survey Key Findings<sup>1</sup>

- 78% of respondents say they want more housing options for people in their communities, including seniors, teachers, firefighters, childcare workers, and healthcare workers.
- Housing costs are a top issue for four times as many respondents (39%), compared to traffic and transportation (8%).
- 74% of respondents have experienced one or more difficulties finding affordable housing.
- 83% of respondents say government agencies should work together to address the need for housing.

The City of Carnation residents are equally concerned with growth at the expense of the historical character of this rural community. There are also safety concerns due to State and County road systems that have seen minimum upgrades. These interests and concerns are the goal of growth management.

Both the Comprehensive Plan update and Housing Action Plan are efforts to help address the housing issues Washington State residents and the City of Carnation are facing. Each of these projects gives elected officials tools and solutions to begin moving in the right direction. The state has acted on housing-related issues and over the coming years, we should begin to see the benefits of this work.

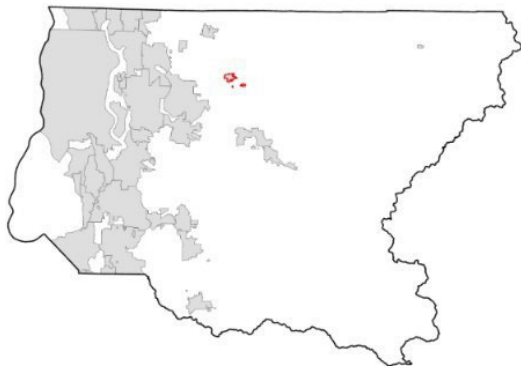
<sup>1</sup> Puget Sound Regional Council & Washington State Department of Commerce Housing Survey, December 2022

## D. PLAN INTRODUCTION

### Community Profile

The City of Carnation is located in east King County where the Tolt and Snoqualmie Rivers meet. The City of Carnation is home to just over 2,180 people. Situated 30 miles east of Seattle and 20 miles east of Bellevue, the community is perhaps best known regionally for its productive agriculture and variety of outdoor activity areas.

Figure 2. Vicinity Map



Caption: Carnation in relation to King County

Figure 3. HB 1923 Requirements

### Project Overview

The City of Carnation proudly presents its Housing Action Plan (HAP). The development of this Plan has engaged the community in an important conversation about housing. Key questions and issues raised include:

- How does the City achieve a sustainable community with diverse housing, services, and demographics?
- There is a large community of senior citizens or soon-to-be senior citizens and little assisted living facilities available. How will they be accommodated?
- How will the City meet the housing needs of an aging population?
- There is a need for more housing in Washington State. More units could be built if capacity and safety concerns are addressed.
- Historical growth demonstrates a realistic goal of 361 new housing units by 2044 through the GMA process.

### House Bill 1923 Requirements for a Housing Action Plan

- Quantify existing and projected housing needs for all income levels, including extremely low-income households.
- Develop strategies to increase the supply of housing, and variety of housing types.
- Analyze population and employment trends, with documentation of projections.
- Consider strategies to minimize displacement of low-income residents resulting from redevelopment.
- Review and evaluate the current housing policies.
- Provide for participation and input from community members, community groups, local builders, local realtors, nonprofit housing advocates, and local religious groups.
- Include a schedule of programs and actions to implement the recommendations of the housing action plan.

To begin to answer these important questions, Carnation, Snoqualmie, North Bend, and Duvall commissioned an analysis of housing data. The Regional Housing Needs Assessment (Appendix 1) looked at a range of metrics across all four cities, including demographics, workforce, housing market, and land capacity. An individual HNA (Appendix 2) looked more in-depth at city-specific data and issues. The HNA summary, located in Chapter E, provides a summary of important insights on issues like:

- How affordable (or not) is housing today?
- How is the City expected to grow in the future?
- What kind of housing is necessary to meet current and future needs?

The intersection between key housing issues identified by the community and data highlighting current and future housing needs leads to the development of a Housing Action Plan (HAP). The HAP, located in Chapter F, outlines strategies and actions to ensure the City offers the appropriate supply and type of housing to meet future demand for all income levels.

Housing strategies are focused on important topics such as:

- Providing a wider variety of housing types that are consistent with community character.
- Protecting current affordable housing stock. The City of Carnation has unsubsidized affordable units throughout town. The City will continue to pursue opportunities to partner with the County and State to develop strategies

to protect the affordable housing stock.

**McKinley Apartments: 12 units**

**Twin Fir Apartments: 8 Units**

**Mobile Home Park: 42 Lots**

This makes up 7% of Carnation's housing.

- Preventing and mitigating displacement of long-term residents.
- Improving the regulatory environment for permits and streamlining processes.

## Goals and Objectives

As noted in the HNA, 25 percent of the City's homeowner and renter households are classified as cost-burdened by rising housing costs, meaning they pay more than 30 percent of their income toward their housing. Also noted is Carnation's need for sustainable growth that can be supported by both local and county services.

### Goals

- Encourage preservation of existing affordable housing and to count each rehabilitated unit toward the target of 361 housing units.
- Promote development of diverse new housing that is consistent with community character. With a target of 361 housing units.
- Require local and county infrastructure to support growth (transportation, utilities, transit, medical, educational, public safety and other essential services) as requirement to pursue additional 438 housing units which added to

the proposed 361, reaches the GMA goal of 799 housing units.

These numbers reflect total growth for both the City and UGA.

### Objectives

- Develop strategies and recommendations to protect the supply and types of housing needed in Carnation.
- Develop zoning, regulatory, and incentive strategies to support housing that meets the needs of Carnation residents.
- Evaluate and refine existing housing policies and actions that are consistent with the character of the City.
- Develop recommendations for improvement based on housing needs and opportunities for services.
- Advocate, broker, request increased County services consistent with GMA set growth.
- Obtain and document consistency in County policy vision between farm preservation (nonresidential) focus and the GMA's housing construction focus.

### Plan Elements

The goals and visions are implemented through the development of this plan. The two primary pieces of this plan are the Housing Needs Assessment and the Housing Action Plan.

### Housing Needs Assessment (HNA) – High Level Findings

- The average household income in the City of Carnation has increased at a rate much lower than the rate of average rent and home cost. Carnation's median household income of \$112,000 per year is lower than the other cities in the region. The median home sales price index was just above \$1,000,000 in 2022.
- In 2020, there was an estimated 782 households with an average household size of 2.77 people. 13 percent of Carnation residents are Hispanic or Latino.
- A majority of Carnation residents are employed outside of the City. Most residents are commuting in the west direction – likely to Seattle- Redmond-Bellevue area.
- 18 percent of Carnation's renter households are severely cost burdened. Around 40 percent of the city's households make below 80 percent of the area's median income.
- Carnation's population is aging and has the oldest median age of the four cities in the region. This will create added pressure as well as a need for more accessible housing.

The need to provide housing that people can afford is real and growing. The Housing Action Plan provides a variety of options to address these issues.

The State Environmental Policy Act (SEPA), adopted May 1971, is codified in [RCW 43.21C](#) and implemented through the Department of Ecology's administrative code under [WAC 197-11](#). The purpose of SEPA, as outlined in RCW 43.21C.010, is to "(1) ...encourage productive and enjoyable harmony between humankind and the environment; (2) to promote efforts which will prevent or eliminate damage to the environment...; (3) [to] stimulate the health and welfare of human beings; and (4) to enrich the understanding of the ecological systems and natural resources..."

In the decades since SEPA has become law, many other state laws have been adopted that require jurisdictions to enact regulations that protect the environment. This includes, but is not limited to, the 1990 Growth Management Act (GMA), which requires local governments to enact critical areas regulations, the 1971-72 Shoreline Management Act, which requires all counties and most towns and cities to prepare and implement shoreline master programs, and stormwater regulations and permitting which implements requirements under the Clean Water Act. In most cases around the state, cities and counties have adopted regulations covering almost every element covered under the SEPA.

In 1984, SEPA Rules were adopted to provide categorical exemptions from SEPA for certain types of development projects (WAC 197-11-800). Since then, both the SEPA rules and statutes have been updated to broaden opportunities to exempt certain projects from requiring SEPA **where it can be demonstrated that local, state, and federal laws and regulations are in place to mitigate project impacts**. In fact, the maximum SEPA exemption levels contained in the State Rules were increased again in December 2022 by the Department of Ecology.

Carnation has currently adopted the minimum residential minor new construction exemptions (4 units of any type) as well as the minimum agricultural, office, school, commercial, recreational, service or storage buildings and parking spaces exemptions. The City has adopted a fill and excavation threshold of 300 cubic yards, above the minimum of 100 but well below the maximum of 1,000 cubic yards.

There are three ways to **consider** increasing SEPA exemptions. Each option requires analysis to ensure that impacts of development can be adequately mitigated by adopted codes. **Please note that the suggestions below do not eliminate or diminish SEPA review, they simply eliminate redundancy.**

- [WAC 197-11-800\(d\)](#) allows substantial increases to the SEPA categorical exemptions where it can be demonstrated that the requirements for environmental analysis, protection, and mitigation for impacts to elements of the environment **have been adequately addressed** for the development exempted.

- [RCW 43.21C.229](#) permits nearly all developments the ability to be exempt from SEPA when the City determines that specific impacts are adequately addressed by the development regulations or other local, state, or federal rules or laws and when the comprehensive plan was subjected to an Environmental Impact Statement (EIS).
- [RCW 43.21.440](#) may exempt projects within areas subjected to a Planned Action Ordinance when it is determined that the project is consistent with that ordinance.

The city ~~should~~ could consider raising its SEPA minor new construction exemptions as found in [CMC 14.04.070](#). [WAC 197-11-800](#)(1) which allows cities to exempt up to 30 single-family units, 100 small (under 1,500 square foot) single-family units, or 200 multifamily units as minor new construction. The city's current exemption for all residential is 4 units. Up to 30,000 square feet of office, school, recreational, service, or storage building development and up to 90 parking spaces are allowed to be exempted, while the city currently exempts only 4,000 square feet and up to 20 parking spaces. Up to 1,000 cubic yards of fill or excavation are allowed to be exempted, while currently the City exempts only up to 300 cubic yards. Parking and excavation in particular are valuable exemptions because projects that don't trigger SEPA based on residential units can still trigger it based on parking or excavation even if city critical areas and parking codes are sufficient to mitigate impacts.

In addition to raising the thresholds for minor new construction, the City could consider conducting an environmental review as part of planned annexations using either the .229 or .440 state statute sections that would enable projects within those areas that fall under the threshold studied in the area-wide environmental review to forgo individual project-level SEPA review.



## G. GMA AS A FRAMEWORK FOR STRATEGY IMPLEMENTATION

### This document outlines three key actions:

1. ADU Development
2. SEPA Exemptions
3. Keep residents in their homes.

These strategies were selected from a list of 11 others due to the City's ability to implement them. In pursuing these three actions, the City agrees with RCW 36.70A.020 and its policy framework. Actions should be consistent with the following principles:

**1. Urban Growth:** Encourage development in urban areas where adequate public facilities and services exist or can be provided in an efficient manner.

**2. Reduce Sprawl:** Reduce the inappropriate conversion of undeveloped land into sprawling, low-density development.

**3. Transportation:** Encourage efficient multimodal transportation systems that are based on regional priorities and coordinated with county and city comprehensive plans.

*City of Carnation Note: State Route 203 is a bypass for I-405. This has resulted in a marked increase of heavy truck traffic over the past ten years.*

**4. Housing:** Plan for and accommodate housing affordable to all economic segments of the population of this state, promote a variety of residential densities and housing types, and encourage preservation of existing housing stock.

**5. Economic Development:** Encourage economic development throughout the state that is consistent with adopted comprehensive plans, promote economic opportunity for all citizens of this state, especially for unemployed and for disadvantaged persons, promote the retention and expansion of existing businesses and recruitment of new businesses, recognize regional differences impacting economic development opportunities, and encourage growth in areas experiencing insufficient economic growth, all within the capacities of the state's natural resources, public services, and public facilities.

*City of Carnation Note: King County has a Creative Economy initiative, bringing music and film to the County. Carnation is home to music venues such as Carnation Farms, Miller's, Carnation Café, Remlinger Farms, and Pour House Pete's. Events at these venues bring jobs and tourism to the community.*

### 6. Property Rights

Private property shall not be taken for public use without just compensation having been made. The property rights of landowners shall be protected from arbitrary and discriminatory actions

**7. Permits:** Applications for both state and local government permits should be processed in a timely and fair manner to ensure predictability.

**8. Natural Resource Industries:** Maintain and enhance natural resource-based industries, including productive timber, agricultural, and fisheries industries. Encourage the conservation of productive forestlands and productive agricultural lands and discourage incompatible uses.

**9. Open Space and Recreation:** Retain open space, enhance recreational opportunities, conserve fish and wildlife habitat, increase access to natural resource lands and water, and develop parks and recreation facilities.

*City of Carnation Note: Carnation has many venues for residents and visitors to enjoy open green space. Tolt Macdonald Park, Nick Loutsis Park, and Valley Memorial Park are all within walking distance of downtown.*

**10. Environment:** Protect the environment and enhance the state's high quality of life, including air and water quality, and the availability of water.

*City of Carnation Note: Carnation has a Stormwater system that is 100% infiltration, meaning that stormwater is not discharged into the river. The City also boasts an innovative sewer treatment facility.*

**11. Citizen Participation and Coordination:** Encourage the involvement of citizens in the planning process and ensure coordination between communities and jurisdictions to reconcile conflicts.

**12. Public Facilities and Services:** Ensure that those public facilities and services necessary to support development shall be adequate to serve the development at the time the development is available for occupancy and use without decreasing current service levels below locally established minimum standards.

**13. Historic Preservation:** Identify and encourage the preservation of lands, sites, and structures, that have historical or archaeological significance.

*City of Carnation Note: The City is dedicated to formalizing partnerships with regional entities. The City of Carnation and the Snoqualmie Valley Tribe have had increased cooperation in recent years.*

The City believes that these 13 values are represented and embraced by the three actions promoted in this plan. Furthermore, these 13 elements further support the City's goal of 361 new housing units and the concerns around the GMA target of 799. It would be very difficult, if even possible, to respect or adhere to the framework in RCW 36.70A.020 with a high target number as 799



CITY OF CARNATION  
RESOLUTION NO. XXXX

A RESOLUTION OF THE CITY COUNCIL OF THE  
CITY OF CARNATION, WASHINGTON, SUBMITTING HOUSING ACTION PLAN TO THE  
WASHINGTON DEPARTMENT OF COMMERCE

WHEREAS, the City Council of the City of Carnation wishes to adhere to all the requirements established by the Washington Department of Commerce and its grant program that provided assistance for the development of the Housing Action Plan; and

WHEREAS, the City Council of the City of Carnation has reviewed, analyzed, amended and provided significant input to the Housing Action Plan; and

WHEREAS, the City Council of Carnation understands that the Housing Action Plan is a policy framework that may guide future land use priorities in the City of Carnation; and

WHEREAS, based upon recommendation of staff and consultants, the Housing Action Plan reflects community input and best practices.

NOW, THEREFORE, IT IS HEREBY RESOLVED BY THE CITY COUNCIL OF THE CITY OF CARNATION AS FOLLOWS:

Section 1. The City submits the Housing Action Plan to the Department of Commerce.

ADOPTED BY THE CITY COUNCIL AT A REGULAR MEETING THEREOF ON THE  
\_\_\_\_\_ DAY OF JUNE 2023.

\_\_\_\_\_  
MAYOR, JIM RIBAIL

ATTEST/AUTHENTICATED:

\_\_\_\_\_  
CITY CLERK, LORA WILMES

Resolution No. ....



# CARNATION CITY COUNCIL

## A G E N D A B I L L

<b>TITLE:</b> A MOTION to authorize the City of Carnation to implement a special excise tax of 0.80 percent on the sale of or charge made for the furnishing of lodging that is subject to tax under Chapter 82.08 RCW.	<b>Agenda Bill No.:</b>	AB23-63
	<b>Type of Action:</b>	
<b>EXHIBITS:</b> <ul style="list-style-type: none"> <li>• Hotel-Motel Tax proposed ordinance</li> </ul>	<b>Origin:</b> <i>(Council/Manager)</i>	City Manager
	<b>Agenda Bill Author:</b>	City Manager
	<b>Date Submitted:</b>	06/20/23
	<b>For Agenda of:</b>	06/20/23
	<b>Expenditure Required:</b>	0
	<b>Amount Budgeted:</b>	N/A
	<b>Appropriation Required:</b>	N/A

**SUMMARY STATEMENT AND DISCUSSION:**

A proposal to implement a special excise tax of 0.80 percent on the sale of or charge made for the furnishing of lodging that is subject to tax under Chapter 82.08 RCW. The tax imposed under Chapter 82.08 RCW applies to the sale of or charge made for the furnishing of lodging by a hotel, rooming house, tourist court, motel, or trailer camp, and the granting of any similar license to use real property, as distinguished from the renting or leasing of real property.

**RECOMMENDED ACTION:** I move to implement a special excise tax of 0.80 percent on the sale of or charge made for the furnishing of lodging that is subject to tax under Chapter 82.08 RCW.

**LEGISLATIVE HISTORY:**

ACTION TAKEN					
MOTION AS PROPOSED			MOTION AS AMENDED		
Motion made by:			Motion made by:		
Second by:			Second by:		
	YES Vote	NO Vote		YES Vote	NO Vote
Hawkins			Hawkins		
Ribail			Ribail		
Harris			Harris		
Burrell			Burrell		
Green			Green		
Passed/Failed			Passed/Failed		
Ordinance/Resolution No.:			Ordinance/Resolution No.:		

## City of Carnation

### HOTEL-MOTEL TAX

Sections:

1. **Authority.**
2. **Definitions.**
3. **Tax levied.**
4. **Tax additional to other fees and taxes.**
5. **Tourism fund created.**
6. **Additional provisions.**
7. **Violation – Penalty.**
8. **Severability.**

#### **1 Authority.**

The hotel-motel tax is levied pursuant to authority of Chapters [67.28](#) and [82.08](#) RCW.

#### **2 Definitions.**

The definitions of “selling price,” “seller,” “buyer,” “consumer,” and all other definitions as are now contained in RCW [82.08.010](#), and subsequent amendments thereto, are adopted as the definitions for the tax levied in this chapter.

#### **3 Tax levied.**

From and after \_\_\_\_\_, there is levied a special excise tax of 0.80 percent on the sale of or charge made for the furnishing of lodging that is subject to tax under Chapter [82.08](#) RCW. The tax imposed under Chapter [82.08](#) RCW applies to the sale of or charge made for the furnishing of lodging by a hotel, rooming house, tourist court, motel, or trailer camp, and the granting of any similar license to use real property, as distinguished from the renting or leasing of real property. It shall be presumed that the

occupancy of real property for a continuous period of one month or more constitutes a rental or lease of real property and not a mere license to use or enjoy the same.

#### **4 Tax additional to other fees and taxes.**

The tax levied in this chapter shall be in addition to any license fee or any other tax imposed or levied under any law or any other ordinance of the city; provided, the first two percent of the tax shall be deducted from the amount of tax the seller would otherwise be required to collect and pay to the Department of Revenue under Chapter [82.08](#) RCW.

#### **5 Tourism fund created.**

There is created a special fund in the treasury of the city and all taxes collected under this chapter shall be placed in this special fund to be used solely for the purpose of paying all or any part of the cost of tourist promotion, acquisition of tourism-related facilities, or operation of tourism-related facilities or to pay for any other uses as authorized in Chapter [67.28](#) RCW, as now or hereafter amended.

#### **6 Additional provisions.**

For the purposes of the tax levied in this chapter:

- A. The Department of Revenue is designated as the agent of the city for the purposes of collection and administration of the tax.
- B. The administrative provisions contained in RCW [82.08.050](#) through [82.08.070](#) and in Chapter [82.32](#) RCW shall apply to administration and collection of the tax by the Department of Revenue.
- C. All rules and regulations adopted by the Department of Revenue for the administration of Chapter [82.08](#) RCW are adopted by reference.
- D. The Department of Revenue is authorized to prescribe and utilize such forms and reporting procedures as the Department may deem necessary and appropriate.

#### **7 Violation – Penalty.**

It is unlawful for any person, firm, or corporation to violate or fail to comply with any of the provisions of this chapter. Every person convicted of a violation of any provision of

this chapter shall be punished by a fine in a sum not to exceed \$500.00. Each day of violation shall be considered a separate offense.

**8 Severability.**

The invalidity of any article, subsection, provision, clause, or portion of this chapter or of the statutes adopted by reference herein, or the invalidity of the application thereof to any person or circumstance, shall not affect the validity of the remainder of this chapter or the validity of its application to other persons or circumstances, and all other articles, sections, subsections, provisions, clauses, or portions of this chapter or the statutes adopted by reference herein not expressly held to be invalid shall continue in full force and effect.

APPROVED by the Carnation City Council this \_\_\_\_ day of June, 2023

\_\_\_\_\_  
MAYOR, JIM RIBAIL

ATTEST/AUTHENTICATED:

\_\_\_\_\_  
CITY CLERK, LORA WILMES

APPROVED AS TO FORM:

BY \_\_\_\_\_  
OFFICE OF THE CITY ATTORNEY



# CARNATION CITY COUNCIL AGENDA BILL

<b>TITLE:</b> A Resolution adopting a Six-Year Transportation Improvement Program (STIP) for the years 2024 through 2029.	<b>Agenda Bill No.:</b>	AB23-66	
	<b>Type of Action:</b>	RESOLUTION	
	<b>Origin:</b> <i>(Council/Manager)</i>	City Manager	
	<b>Agenda Bill Author:</b>	City Manager's office	
<b>EXHIBITS:</b> <ul style="list-style-type: none"> <li>Proposed STIP with Financial Analysis</li> <li>Proposed Resolution No. &lt;&lt;__&gt;&gt;</li> </ul>	<b>Date Submitted:</b>	06/16/2023	
	<b>For Agenda of:</b>	06/20/2023	
	<b>Expenditure Required:</b>		
	<b>Amount Budgeted:</b>		
	<b>Appropriation Required:</b>		
<b>SUMMARY STATEMENT AND DISCUSSION:</b> <p>The proposed STIP includes various street improvements that have been identified as needed in the coming years. The inclusion of a project on the list does not necessarily mean that the improvements will be accomplished during the six-year period. Inclusion of a proposed project on the STIP makes the City eligible to receive grant funding to assist in paying for the improvement project.</p>			
<b>RECOMMENDED ACTION:</b> I move to approve a Resolution adopting a Six-Year Transportation Improvement Program for the years 2024 through 2029.			
<b>LEGISLATIVE HISTORY:</b>			
<b>ACTION TAKEN</b>			
<b>MOTION AS PROPOSED</b>		<b>MOTION AS AMENDED</b>	
Motion made by:		Motion made by:	
Second by:		Second by:	
	YES Vote	NO Vote	
Hawkins			Hawkins
Ribail			Ribail
Harris			Harris
Burrell			Burrell
Green			Green
Passed/Failed		Passed/Failed	
Ordinance/Resolution No.:		Ordinance/Resolution No.:	

TRANSPORTATION

Type	Project No.	STIP Priority	PCR Score	Project Name	FY2023	FY 2024	FY 2025	FY 2026	FY 2027	2028	Six-Year Period Total	Project Total	Grants Secured	Grants to Find	Total Local Funds
Tier I CAPACITY/LOS (CP)	CP2	3		Larson Avenue Connector (NE 40th to Entwistle St.)	\$ -	\$ 209,700	\$ 246,670	\$ 800,000	\$ 800,000	\$ 200,000	\$ 2,056,370	\$ 2,056,370		\$ 1,698,053	\$ 2,056,370
	Project No.	STIP Priority	PCR Score	<b>SUBTOTAL CAPACITY PROJECTS</b>	\$ -	\$ 209,700	\$ 246,670	\$ 800,000	\$ 800,000	\$ 200,000	\$ 3,928,776	\$ 26,824,254		\$ -	\$ 11,582,266
Tier II STREET IMPROVEMENT (SI)	S15			E.Reitz Reconstruction (Stossel Ave to Milwaukee (1,200 LF)		\$ 200,000	\$ 750,000				\$ 950,000	\$ 950,000		\$ 600,000	\$ 350,000
	SI2	6	36	E Bird St. Reconstruction (Commercial to Milwaukee - 950 LF)	\$ 100,000	\$ 700,000		\$ -	\$ -		\$ 800,000	\$ 800,000	\$ 681,700		\$ 118,300
	SI4	10	40	W Rutherford St. Reconstruction (Tolt to Stewart - 1,050 LF)	\$ -	\$ 76,770	\$ 588,580	\$ -	\$ -		\$ 665,350	\$ 665,350		\$ 582,181	\$ 83,169
	Project No.	STIP Priority	PCR Score	<b>SUBTOTAL STREET IMPROVEMENT PROJECTS</b>	\$ 100,000	\$ 976,770	\$ 1,534,060	\$ 794,640	\$ 200,000	\$ 150,000	\$ 3,605,470	\$ 10,837,180		\$ 8,024,200	\$ 2,635,210
Tier III STREET REPAIR (SR)	SR2	7	52	W Bird St. Overlay (Tolt to Stephens Ave - 280 LF)	\$ 60,087		\$ -	\$ -	\$ -		\$ 60,087	\$ 60,087	\$ 52,315		\$ 7,772
	SR3	8	54	W Commercial St. Overlay (Tolt to Stephens Ave - 400 LF)	\$ 66,913		\$ -	\$ -	\$ -		\$ 66,913	\$ 66,913	\$ 58,549		\$ 8,364
	SR4	9	60	Myrtle St. Overlay (Tolt to King/Stossel Ave - 820 LF)	\$ 137,380		\$ -	\$ -	\$ -		\$ 137,380	\$ 137,380	\$ 120,208		\$ 17,172
	SR5	11	52	Stossel Ave. Overlay (Entwistle to Rutherford - 1,180 LF)	\$ -	\$ 18,300	\$ 140,200	\$ -	\$ -		\$ 158,500	\$ 158,500		\$ 138,688	\$ 19,813
	SR6	13	45-54	Regal Glen Cul-de-Sacs Overlay (1,531 LF)	\$ -	\$ 35,800	\$ 196,680	\$ -	\$ -		\$ 232,480	\$ 232,480		\$ 203,420	\$ 29,060
				<b>SUBTOTAL STREET PAVEMENT PRESERVATION PROJECTS</b>	\$ 264,380	\$ 54,100	\$ 391,630	\$ 578,616	\$ 264,492	\$ -	\$ 1,568,158	\$ 1,553,218		\$ 1,127,733	\$ 194,413
Tier IV MAINTENANCE (SM)				Preventative Street Repair & Maintenance (crack sealing, pothole filling)	\$ 12,000	\$ 12,000	\$ 12,000	\$ 12,000	\$ 12,000						
				<b>TAL PREVENTATIVE STREET REPAIR &amp; MAINTENANCE PROJECTS</b>	\$ 12,000	\$ 12,000	\$ 12,000	\$ 12,000	\$ 12,000	\$ -	\$ -				
NON-MOTO PROJECTS (NM)	NM2	1		McKinley Ave. Sidewalk (Eugene to Blanche St.)	\$ 300,000	\$ 570,000		\$ -	\$ -		\$ 870,000	\$ 870,000	\$ 846,199		\$ 23,801
	NM1	2		E Entwistle/NE 45th Sidewalk (329th to 332nd Ave - 880 LF)	\$ 100,000	\$ 600,000		\$ -	\$ -		\$ 700,000	\$ 700,000		\$ 487,203	\$ 76,037
				<b>SUBTOTAL NON-MOTORIZED IMPROVEMENT PROJECTS</b>	\$ 400,000	\$ 1,170,000	\$ -	\$ -	\$ -	\$ -	\$ 1,570,000	\$ 1,786,300		\$ 629,703	\$ 147,338
<b>TOTAL ALL PROJECTS</b>					\$ 776,380	\$ 2,422,570	\$ 2,184,360	\$ 2,185,256	\$ 1,276,492	\$ 350,000	\$ 10,672,404	\$ 43,947,632		\$ 10,103,611	\$ 14,666,552

RESOLUTION NO.

A RESOLUTION OF THE CITY COUNCIL OF THE CITY OF CARNATION, WASHINGTON, ADOPTING A SIX-YEAR TRANSPORTATION IMPROVEMENT PROGRAM FOR THE YEARS 2024 THROUGH 2029 AND DIRECTING THE SAME TO BE FILED WITH THE STATE SECRETARY OF TRANSPORTATION AND THE TRANSPORTATION IMPROVEMENT BOARD.

---

WHEREAS, it is the responsibility of the City Council of the City of Carnation to provide suitable and adequate street improvements and maintenance on dedicated streets within the city limits to the extent possible with available funds; and

WHEREAS, the Carnation City Council is committed to short- and long-range planning to protect, preserve, and enhance the roadways within the city; and

WHEREAS, the Six-Year Transportation Improvement Program is based on the City's 20-Year Comprehensive Transportation Improvement Plan; and

WHEREAS, a public hearing was held on June 20, 2023, on the Six-Year Transportation Improvement Program as required by RCW 35.77.010; NOW, THEREFORE,

IT IS HEREBY RESOLVED BY THE CITY COUNCIL OF THE CITY OF CARNATION AS FOLLOWS:

Section 1. Program Adopted. The Six-Year Transportation Improvement Program for the City of Carnation for the ensuing six (6) calendar years.

Transportation Improvement Plan, attached hereto as Exhibits A, and incorporated herein by this reference as if fully set forth, which set forth the project location, type of improvement and estimated cost thereof, are hereby adopted and approved.



Section 2. Filing of Program. Pursuant to Chapter 35.77 RCW, within 30 days of the adoption of this resolution the City Clerk is hereby authorized and directed to file a copy of this resolution, together with the Exhibit A attached hereto, with the Secretary of Transportation and the Transportation Improvement Board for the State of Washington.

ADOPTED BY THE CITY COUNCIL AT A REGULAR MEETING THEREOF  
THIS 20TH DAY OF JUNE 2023.

CITY OF CARNATION

\_\_\_\_\_  
MAYOR, JIM RIBAIL

ATTEST/AUTHENTICATED:

\_\_\_\_\_  
CITY CLERK, LORA WILMES

RESOLUTION NO.....

Exhibit A

TRANSPORTATION

Type	Project No.	STIP Priority	PCR Score	Project Name	FY2023	FY 2024	FY 2025	FY 2026	FY 2027	2028	Six-Year Period Total	Project Total	Grants Secured	Grants to Find	Total Local Funds
Tier I CAPACITY/LOS (CP)	CP2	3		Larson Avenue Connector (NE 40th to Entwistle St.)	\$ -	\$ 209,700	\$ 246,670	\$ 800,000	\$ 800,000	\$ 200,000	\$ 2,056,370	\$ 2,056,370		\$1,698,053	\$ 2,056,370
	Project No.	STIP Priority	PCR Score	<b>SUBTOTAL CAPACITY PROJECTS</b>	\$ -	\$ 209,700	\$ 246,670	\$ 800,000	\$ 800,000	\$ 200,000	\$ 3,928,776	\$ 26,824,254		\$ -	\$ 11,582,266
Tier II STREET IMPROVEMENT (SI)	S15			E.Reitz Reconstruction (Stossel Ave to Milwaukee (1,200 LF)		\$ 200,000	\$ 750,000				\$ 950,000	\$ 950,000		\$ 600,000	\$ 350,000
	SI2	6	36	E Bird St. Reconstruction (Commercial to Milwaukee - 950 LF)	\$100,000	\$700,000		\$ -	\$ -		\$ 800,000	\$ 800,000	\$ 681,700		\$ 118,300
	SI4	10	40	W Rutherford St. Reconstruction (Tolt to Stewart - 1,050 LF)	\$ -	\$ 76,770	\$ 588,580	\$ -	\$ -		\$ 665,350	\$ 665,350		\$ 582,181	\$ 83,169
	Project No.	STIP Priority	PCR Score	<b>SUBTOTAL STREET IMPROVEMENT PROJECTS</b>	\$ 100,000	\$ 976,770	\$ 1,534,060	\$ 794,640	\$ 200,000	\$ 150,000	\$ 3,605,470	\$ 10,837,180		\$ 8,024,200	\$ 2,635,210
Tier III STREET REPAIR (SR)	SR2	7	52	W Bird St. Overlay (Tolt to Stephens Ave - 280 LF)	\$ 60,087		\$ -	\$ -	\$ -		\$ 60,087	\$ 60,087	\$ 52,315		\$ 7,772
	SR3	8	54	W Commercial St. Overlay (Tolt to Stephens Ave - 400 LF)	\$ 66,913		\$ -	\$ -	\$ -		\$ 66,913	\$ 66,913	\$ 58,549		\$ 8,364
	SR4	9	60	Myrtle St. Overlay (Tolt to King/Stossel Ave - 820 LF)	\$ 137,380		\$ -	\$ -	\$ -		\$ 137,380	\$ 137,380	\$ 120,208		\$ 17,172
	SR5	11	52	Stossel Ave. Overlay (Entwistle to Rutherford - 1,180 LF)	\$ -	\$ 18,300	\$ 140,200	\$ -	\$ -		\$ 158,500	\$ 158,500		\$ 138,688	\$ 19,813
	SR6	13	45-54	Regal Glen Cul-de-Sacs Overlay (1,531 LF)	\$ -	\$ 35,800	\$ 196,680	\$ -	\$ -		\$ 232,480	\$ 232,480		\$ 203,420	\$ 29,060
				<b>SUBTOTAL STREET PAVEMENT PRESERVATION PROJECTS</b>	\$ 264,380	\$ 54,100	\$ 391,630	\$ 578,616	\$ 264,492	\$ -	\$ 1,568,158	\$ 1,553,218		\$ 1,127,733	\$ 194,413
Tier IV MAINTENANCE (SM)				Preventative Street Repair & Maintenance (crack sealing, pothole filling)	\$ 12,000	\$ 12,000	\$ 12,000	\$ 12,000	\$ 12,000						
				<b>AL PREVENTATIVE STREET REPAIR &amp; MAINTENANCE PROJECTS</b>	\$ 12,000	\$ 12,000	\$ 12,000	\$ 12,000	\$ 12,000	\$ -	\$ -				
NON-MOTO PROJECTS (NM)	NM2	1		McKinley Ave. Sidewalk (Eugene to Blanche St.)	\$300,000	\$ 570,000		\$ -	\$ -		\$870,000	\$ 870,000	\$ 846,199		\$23,801
	NM1	2		E Entwistle/NE 45th Sidewalk (329th to 332nd Ave - 880 LF)	\$ 100,000	\$ 600,000		\$ -	\$ -		\$ 700,000	\$ 700,000		\$ 487,203	\$ 76,037
				<b>SUBTOTAL NON-MOTORIZED IMPROVEMENT PROJECTS</b>	\$ 400,000	\$ 1,170,000	\$ -	\$ -	\$ -	\$ -	\$ 1,570,000	\$ 1,786,300		\$ 629,703	\$ 147,338
<b>TOTAL ALL PROJECTS</b>					\$ 776,380	\$ 2,422,570	\$ 2,184,360	\$2,185,256	\$ 1,276,492	\$ 350,000	\$ 10,672,404	\$ 43,947,632		\$ 10,103,611	\$ 14,666,552



# CARNATION CITY COUNCIL AGENDA BILL

<p><b>TITLE:</b> A MOTION to authorize the City Manager to sign an extension (Supplement 02 to Task Order 02) for HNTB's land use engineering and construction inspection services.</p>	<b>Agenda Bill No.:</b>	AB23-67			
	<b>Type of Action:</b>	MOTION			
	<b>Origin:</b> <i>(Council/Manager)</i>	City Manager			
	<b>Agenda Bill Author:</b>	City Manager			
<p><b>EXHIBITS:</b></p> <ul style="list-style-type: none"> <li>• Supplement 02 to Task Order 02</li> <li>• Supplement 01 to Task Order 02</li> </ul>	<b>Date Submitted:</b>	06/20/23			
	<b>For Agenda of:</b>	06/20/23			
	<b>Expenditure Required:</b>	\$340,000.00			
	<b>Amount Budgeted:</b>				
	<b>Appropriation Required:</b>				
<p><b>SUMMARY STATEMENT AND DISCUSSION:</b>          Supplement to increase the task order amount for land use engineering and construction inspection services with HNTB. These services apply to development projects. <b>Note: Most of the expense is cost recovered.</b></p>					
<p><b>RECOMMENDED ACTION:</b> I move to have the City Manager sign an extension (Supplement 02 to Task Order 02) for HNTB's land use engineering and construction inspection services.</p>					
<p><b>LEGISLATIVE HISTORY:</b></p>					
<p><b>ACTION TAKEN</b></p>					
<p><b>MOTION AS PROPOSED</b></p>		<p><b>MOTION AS AMENDED</b></p>			
<p>Motion made by:</p>		<p>Motion made by:</p>			
<p>Second by:</p>		<p>Second by:</p>			
	YES Vote	NO Vote		YES Vote	NO Vote
Hawkins			Hawkins		
Ribail			Ribail		
Harris			Harris		
Burrell			Burrell		
Green			Green		
Passed/Failed			Passed/Failed		
<p>Ordinance/Resolution No.:</p>		<p>Ordinance/Resolution No.:</p>			

**SUPPLEMENT 02  
TO  
TASK ORDER 02**

**LAND USE**

This Supplement Number 2 (Supplement) to Task Order No. 02 (“Task Order”) is made effective as of June 1, 2023, between the **CITY OF CARNATION, WASHINGTON** (“CITY”) and **HNTB CORPORATION** (“CONSULTANT”) under the terms and conditions established in the CONSULTANT AGREEMENT between CITY and CONSULTANT dated January 4, 2022, (the “Agreement”).

WHEREAS, the CITY and the CONSULTANT desire to amend the referenced Task Order to allow for additional fee for the Services outlined below.

NOW, THEREFORE, in consideration of the mutual covenants and conditions contained in this Supplement, the Task Order and the Agreement, the receipt and sufficiency of which are hereby acknowledged, the parties hereto agree as follows:

SECTION A – SCOPE OF SERVICES – remains unchanged

SECTION B – SCHEDULE – CONSULTANT shall perform Services until the total authorized amount of the Task Order detailed in Section C are exhausted, or until June 30, 2024, whichever is sooner.

SECTION C – COMPENSATION

The NTE amount payable under this Task Order is hereby increased by \$340,000.00 from \$500,000.00 to the new total authorized amount of **\$840,000.00 (including \$20,000.00 Subconsultant funds)** and shall be on a cost-plus basis, in accordance with the terms of the Agreement.

SECTION D – OTHER PROVISIONS

NA

All terms and conditions of the Agreement are incorporated herein and shall control in the event of a conflict with this Supplement. CITY and CONSULTANT hereby agree to the terms and conditions of this Task Order, as Supplemented, as of the date set forth above. The individuals signing this Supplement represent and warrant that they have the power and authority to enter into this Supplement and bind the parties for whom they sign.

**CITY OF CARNATION**  
(CITY)

**HNTB CORPORATION**  
(CONSULTANT)

By: \_\_\_\_\_

By: \_\_\_\_\_

Name: \_\_\_\_\_

Name: \_\_\_\_\_

Title: \_\_\_\_\_

Title: \_\_\_\_\_

**SUPPLEMENT 01  
TO  
TASK ORDER 02**

**LAND USE**

This Supplement Number 1 (Supplement) to Task Order No. 02 ("Task Order") is made effective as of January 1, 2023, between the **CITY OF CARNATION, WASHINGTON ("CITY")** and **HNTB CORPORATION ("CONSULTANT")** under the terms and conditions established in the CONSULTANT AGREEMENT between CITY and CONSULTANT dated January 4, 2022, (the "Agreement").

WHEREAS, the CITY and the CONSULTANT desire to amend the referenced Task Order to allow for additional fee for the Services outlined below.

NOW, THEREFORE, in consideration of the mutual covenants and conditions contained in this Supplement, the Task Order and the Agreement, the receipt and sufficiency of which are hereby acknowledged, the parties hereto agree as follows:

SECTION A – SCOPE OF SERVICES – remains unchanged

SECTION B – SCHEDULE – CONSULTANT shall perform Services until the total authorized amount of the Task Order detailed in Section C are exhausted, or until June 30, 2023, whichever is sooner.

SECTION C – COMPENSATION


The NTE amount payable under this Task Order is hereby increased by \$200,000.00 from \$300,000.00 to the new total authorized amount of **\$500,000.00 (including \$10,000.00 Subconsultant funds)** and shall be on a cost-plus basis, in accordance with the terms of the Agreement.

SECTION D – OTHER PROVISIONS

NA

All terms and conditions of the Agreement are incorporated herein and shall control in the event of a conflict with this Supplement. CITY and CONSULTANT hereby agree to the terms and conditions of this Task Order, as Supplemented, as of the date set forth above. The individuals signing this Supplement represent and warrant that they have the power and authority to enter into this Supplement and bind the parties for whom they sign.

**CITY OF CARNATION  
(CITY)**

By:   
Name: Ana Cortez  
Title: CITY MANAGER

**HNTB CORPORATION  
(CONSULTANT)**

By: thomas schnetzer  
Name: \_\_\_\_\_  
Title: \_\_\_\_\_

Digitally signed by thomas schnetzer  
Date: 2023.01.11 09:32:35 -08'00'



# CARNATION CITY COUNCIL

## A G E N D A B I L L

<b>TITLE:</b> A RESOULTION amending the 2023 Fee Schedule by adding a multi-family fee for plumbing and mechanical permits.	<b>Agenda Bill No.:</b>	<b>AB23-68</b>			
	<b>Type of Action:</b>	<b>RESOLUTION</b>			
	<b>Origin:</b> <i>(Council/Manager)</i>	City Manager			
	<b>Agenda Bill Author:</b>	City Manager			
<b>EXHIBITS:</b>  Exhibit A: Resolution  Exhibit B: 2023 Fee Schedule  Red-lined Edits	<b>Date Submitted:</b>	06-16-23			
	<b>For Agenda of:</b>	06-20-23			
	<b>Expenditure Required:</b>	0			
	<b>Amount Budgeted:</b>	0			
	<b>Appropriation Required:</b>	0			
<b>SUMMARY STATEMENT AND DISCUSSION:</b>					
<b>RECOMMENDED ACTION:</b> I move to adopt this resolution to amend the 2023 Fee Schedule by adding a multi-family fee for plumbing and mechanical permits.					
<b>LEGISLATIVE HISTORY:</b>					
<b>ACTION TAKEN</b>					
<b>MOTION AS PROPOSED</b>		<b>MOTION AS AMENDED</b>			
Motion made by:		Motion made by:			
Second by:		Second by:			
	YES Vote	NO Vote		YES Vote	NO Vote
Hawkins			Hawkins		
Ribail			Ribail		
Harris			Harris		
Burrell			Burrell		
Green			Green		
Passed/Failed			Passed/Failed		
Ordinance/Resolution No.:			Ordinance/Resolution No.:		

RESOLUTION OF THE CITY COUNCIL OF THE  
CITY OF CARNATION, WASHINGTON, AMENDING  
THE CITY OF CARNATION FEE SCHEDULE

WHEREAS, the City Council of the City of Carnation has determined that it is in the best interest of the City to adopt a formal Fee Schedule which outlines single, efficient, and convenient listing of all fees and fines, penalties, interest, and charges for permits, licenses, services, applications and filing fees on November 1<sup>st</sup>, 2022; and

WHEREAS, the City Council of the City of Carnation periodically reviews the Fee Schedule to determine if additions and amendments to the Fee Schedule are necessary; and

WHEREAS, the City Council of Carnation amended the fee schedule on April 18<sup>th</sup>, 2023 by Resolution 487; and

WHEREAS, the City Council of Carnation amended the fee schedule again on May 16<sup>th</sup>, 2023 by Resolution 488 and

WHEREAS, the City Council of Carnation amended the fee schedule again on June 6<sup>th</sup>, 2023 by Resolution 489; and

WHEREAS, based upon recommendation of community input and various City of Carnation departments, the City of Carnation desires to revise and amend its Fee Schedule of various fees including charges for permits, licenses, applications, penalties and fines.

NOW, THEREFORE, IT IS HEREBY RESOLVED BY THE CITY COUNCIL OF THE CITY OF CARNATION AS FOLLOWS:

Section 1. The City amends the Fee Schedule effective June 21st, 2023.

Section 2. Any fees excluded in the 2023 Fee Schedule, shall be charged at the 2022

Fee Schedule level.

ADOPTED BY THE CITY COUNCIL AT A REGULAR MEETING THEREOF ON THE \_\_\_\_\_ DAY OF JUNE, 2023

\_\_\_\_\_  
MAYOR, JIM RIBAIL

ATTEST/AUTHENTICATED:



\_\_\_\_\_  
CITY CLERK, LORA WILMES

Resolution No... ..

## Miscellaneous Inspections, Plan Review, and Other Fees

Type	FY'23 Fees
ADU - Applicant's Own Plans	\$395.00
Mobile/manufactured home placement inspection	\$220.00
Single-family Residential Re-roof permit (nonstructural)	\$220.00
Certificate of occupancy	\$170.00
Wood stove relocation/installation	\$290.00
Change of occupancy requiring an inspection	\$355.00
Inspections outside of normal business hours (minimum charge two hours)	\$295.00 minimum
Inspections for which no fee is specifically indicated (minimum charge one hour)	\$140.00 per hour
Reinspection fee (minimum charge – one hour)	\$140.00 minimum
Uniform Housing code inspection or license care inspection	\$345.00

## Mechanical Permit Fees

For issuing each mechanical permit including furnace, appliance vents, boilers, compressors, absorption systems, air handlers/heat pumps, evaporative coolers, ventilation and exhaust, incinerators and any other appliance or piece of equipment regulated by the International Mechanical Code but not classed in other appliance categories or for which no other fee is listed.

Type	FY'23 Fees
Residential mechanical permit issuance	\$240.00
Multi-family mechanical permit issuance	\$240.00 + \$150.00 per unit
Commercial mechanical permit issuance	15% of Building Permit Fee, based on valuation of improvement.
For issuing each supplemental mechanical permit revision for which the original permit has not expired, been canceled, or finalized	\$180.00

## Other Mechanical Inspections

Type	FY'23 Fees
Inspections outside of normal business hours, per hour (minimum charge two hours)	\$196.00 per hour
Reinspection fees assessed per inspection	\$140.00 per hour
Inspections for which no fee is specifically indicated, per hour (minimum charge one hour)	\$140.00 per hour
Additional plan review required by changes, additions or revisions to plans for which an initial review has been completed, per hour (minimum charge one hour)	\$140.00 per hour

## Plumbing Permit Fees

For issuing each plumbing permit including fixtures, traps, sewers, disposal systems, interceptors, water piping and water heaters, gas piping systems, medical gas systems, swimming pools and spas, lawn sprinklers, vacuum breakers and backflow protection devices and any other appliance or piece of equipment regulated by the Uniform Plumbing Code but not classed in other appliance categories, or for which no other fee is listed in this fee schedule.

Type	FY'23 Fees
Residential plumbing permit issuance	\$240.00
Multi-family plumbing permit issuance	\$240.00 + \$150.00 per unit
Commercial plumbing permit issuance	15% of Building Permit Fee, based on valuation of improvement.
For Issuing each supplemental plumbing permit that has not expired, been canceled, or finalized	\$180.00

## Other Plumbing Inspections

Type	FY'23 Fees
Inspections outside of normal business hours, per hour (minimum charge two hours)	\$196.00 per hour
Reinspection fees assessed per inspection	\$140.00 per hour
Inspections for which no fee is specifically indicated, per hour (minimum charge one hour)	\$140.00 per hour
Additional plan review required by changes, additions or revisions to plans for which an initial review has been completed, per hour (minimum charge one hour)	\$140.00 per hour

**15.68.110 Signs in the CBD, SC and light industrial zones, and for businesses in the MU zones with frontage on Tolt Avenue.**

In addition to the restrictions contained in the general provisions section, the following regulations shall apply within the CBD, SC and light industrial zones and to businesses in the MU zones with frontage on Tolt Avenue:

- A. Portable Signs. One portable commercial sign per business may be displayed subject to the following:
  - 1. Such sign may be placed within the public right-of-way but may not interfere with pedestrian or vehicular traffic;
  - 2. Such sign may not exceed nine square feet per face and shall be limited to two faces;
  - 3. Such signs shall be constructed of wood or heavy plastic and be A-Board style;
  - ~~4.~~ Such sign may be displayed only during the hours in which the business is open;
  - ~~5.~~ Such sign may only be located directly along the frontage of the business that the sign is advertising;
  - ~~6.~~ Such sign may only advertise a business located within the city limits and that holds a current, valid city business license; ~~and~~
  - 7. A sign is considered in the CBD if it is located anywhere along Tolt Avenue in the CBD. This extends for 20 feet from the corner; and
  - ~~8.~~ Sign permits are not required.

Formatted: Highlight

B. If a business is not located in the CBD with frontage on Tolt Avenue they may only place a sign in the CBD at a designated location(s) and if the following conditions are met:

- 1. The designated location is the southeast corner of Tolt Avenue and Bird Street along the empty parking lot. This is the only location a sign may be placed for a business not located in the CBD.
- 2. Such sign may be placed within the public right-of-way but may not interfere with pedestrian or vehicular traffic;
- 3. Such sign may not exceed nine square feet per face and shall be limited to two faces;
- 4. Such signs shall be constructed of wood or heavy plastic and be A-Board style;
- 5. Such sign may only advertise a business located within the city limits and that holds a current, valid city business license

Formatted: Indent: Left: 0.5", First line: 0.5"

Formatted: Indent: Left: 0", First line: 0"

- B. Fuel Price Informational Signs. In a properly zoned district, one sign advertising the price of motor vehicle fuel sold from a fuel pump located on the premises shall be permitted per street frontage, subject to the following conditions: (a) such sign(s) shall be counted toward the number and size of permissible signs for the business; (b) such sign(s) may be freestanding or attached to canopy columns, and may include a changeable copy sign/reader board. In addition, each fuel pump may display an individual fuel price informational sign subject to the following conditions: (a) fuel pump price informational signs shall be limited in size to an area of two square feet; (b) each fuel pump price informational sign shall be affixed directly and firmly to a fuel pump and shall be stationary. Nothing contained herein shall be construed to prohibit use of other signs meeting the requirements of this chapter.
- C. Window Signs. Window signs may be displayed pursuant to the following restrictions:

1. **Maximum Size.** Permanent and temporary window signs are limited to maximum fifty percent of the total window area. Integration of window signs with window displays is encouraged.
  2. **Materials.** Window signs constructed of neon, stained glass, gold leaf, cut vinyl, and etched glass are allowed. Painted signs are encouraged to display the highest level of quality and permanence.
  3. **Lighting.** Internally lit neon or stained glass window sign are allowed.
  4. **Painted-over Windows.** Notwithstanding any other provision of this section, a painted-over window shall be considered a blank wall and subject to the requirements for blank walls in Section 1.1.2 of the city's adopted design guidelines.
- D. **Projecting Signs.** One projecting sign is permitted for each business or other nonresidential use containing a storefront located adjacent to a public sidewalk. Projecting signs shall not extend above the building parapet, soffit, eave line or roof of the building to which the sign is attached. Projecting signs shall not project more than six feet from the building face and must be a minimum of eight feet above a sidewalk. Projecting signs may be lit in accordance with Section 15.68.060(D).
- E. **Freestanding Signs.** Freestanding stands may be displayed pursuant to the following restrictions:
1. Freestanding signs may be monument signs or standing signs. Monument signs may only be used where the underlying building is set back at least twenty feet from the public right-of-way;
  2. Nonresidential developments may utilize a single freestanding sign on-site subject to the regulations in Chart I below.

**Chart I.**

**Where a small letter appears in a caption in the chart, refer to the corresponding note below.**

	Nonresidential Uses		
Freestanding Sign Requirements <sup>(a)(b)(c)(d)</sup>	Single + Multitenant Developments up to 25,000 sf	Single + Multitenant Developments more than 25,000 sf	Single + Multitenant Developments more than 50,000 sf
Height limit	42'	6'	6'
Maximum size limit	20 sf	30 sf	32 sf
Minimum setback	5'	5'	5'
Landscaping <sup>(c)</sup>	1 sf landscaping per 1 sf of sign face	1 sf landscaping per 1 sf of sign face	1 sf landscaping per 1 sf of sign face
Minimum separation <sup>(d)</sup>	150'	150'	150'

**Notes:**

<sup>(a)</sup>: A minimum lettering height of four inches is encouraged for readability.

<sup>(b)</sup>: All freestanding signs must be set back a minimum of five feet from any public right-of-way.

<sup>(c)</sup>: Landscaping includes a decorative combination of ground cover and shrubs to provide seasonal interest in the area surrounding the sign as required in CMC Section 15.76.030(D). Landscaping shall be well maintained at all times. The city planner may reduce the landscaping requirement where the signage incorporates decorative materials.

<sup>(d)</sup>: Individual buildings and developments or complexes may not display more than one freestanding sign on each street frontage. Provided, a second freestanding sign may be displayed on the site as long as it advertises a different business or businesses on-site and is located at least one hundred fifty feet from the other sign.

- F. **Wall Signs.** Wall signs are encouraged to be designed and located appropriate to the architecture of the underlying building. For example, wall signs should not cover windows, building trim or ornamentation.
1. Businesses may display one wall sign per building facade up to a maximum of two facades, unless otherwise approved by the city planner. Side wall signs are permitted and may cover up to ten percent of the side wall facade area. Such signs may include the name of the business and no more than two lines of incidental text in a smaller font. Such signs may be externally lit.
  2. **Maximum Size—Individual Business.** Sign area shall not exceed ten percent of the facade area. Businesses located adjacent to street corners may feature a wall sign on each facade.
  3. **Maximum Size—Building or Center Name.** A wall sign up to the lesser of one hundred square feet or five percent of the facade area to identify the name of the building or shopping center.
  4. **Maximum Size—Joint Business Directory.** A wall sign up to fifty square feet for joint business directory signs identifying the occupants of a commercial building and located next to the entrance.
  5. **Maximum Height.** Wall signs may not extend above the building parapet, soffit, eave line or roof of the underlying building.
  6. **Mounting.** Building signs must be mounted plumb with the underlying building, with a maximum protrusion of one foot unless the sign incorporates sculptural elements or architectural devices. The sign frame must be concealed or integrated into the building's architectural character in terms of form, color, and materials.
  7. **Miscellaneous.** Wall signs consisting of painted wood are encouraged. Internal lighting is not permitted.
- G. **Marquee Signs.** Marquee signs meeting the following conditions are allowed for commercial uses:
1. **Maximum Size.** The sign area shall not exceed sixty-five percent of the vertical face of the marquee, canopy, or awning.
  2. **Maximum Height.** The height of a vertical face (valance) of a marquee, canopy, or awning shall not exceed one foot. Signage shall not be placed on the sloping portion of a canopy or awning.
  3. **Clearance.** The marquee, canopy, or awnings must be placed a minimum of eight feet above the sidewalk or walkway.
- H. **Under Marquee Signs.** Under marquee signs meeting the following conditions are allowed for commercial uses:
1. **Projection.** Under marquee signs shall have one foot minimum between the sign and the outer edge of the marquee, awning, or canopy and between the sign and the building facade.
  2. **Clearance.** Under marquee signs shall maintain a minimum clearance of eight feet between the walkway and the bottom of the sign.
  3. **Vertical Dimension.** Under marquee signs shall not exceed two feet in height.

(Ord. 679 § 2 (part), 2005)

**15.68.120 Signs for businesses in mixed use zones without frontage on Tolt Avenue.**

Business located in the mixed use zone that do not front on Tolt Avenue may use any of the signs permitted under CMC Section 15.68.110 with the exception of projecting signs and monument signs. Wall signs may not

exceed thirty-two square feet. Such signs may not be lit from the interior, and no neon will be allowed. All other requirements of CMC Section 15.68.110 shall apply.

(Ord. 679 § 2 (part), 2005)

### **15.68.130 Temporary signs.**

The following temporary signs may be displayed pursuant to the restrictions contained within this section. Provided that, except for hand-held signs, all temporary signs must be securely fastened and positioned so as not to constitute a hazard to pedestrians or motorists. [For Temporary signs in the CBD, see section 15.68.110, which supersedes this section. The below section applies to locations outside of the CBD.](#)

- A. Real Estate. Temporary real estate signs may be displayed pursuant to the following restrictions:
  - 1. All exterior real estate signs must be of wood or of plastic or of other durable material.
  - 2. In residential zones, real estate signs shall not exceed nine square feet in size. Real estate signs shall be limited to one per street frontage of the property for sale or lease and no more than three signs off-premises. However, brokers and agents with more than one house open for inspection in a single development or subdivision may display a maximum of four off-premises directional "open house" signs in the entire development or subdivision. "Open house" signs are permitted only during daylight hours and during times in which the broker/agent or seller is physically present at the property for sale or lease. Off-premises real estate signs may be displayed along the periphery of roadways provided they do not interfere with traffic safety, but may not be attached to utility poles or traffic safety devices.
  - 3. In nonresidential zones, real estate signs shall not exceed thirty-two square feet in sign area per side and eight feet in height. Real estate signs may not exceed one sign per street frontage advertising the property for sale or for rent. Such signs are permitted only while the property is actually for sale or lease. If the building is set back less than ten feet from the public right-of-way, any such sign shall be displayed upon the building or in a window. Freestanding signs shall be located more than fifteen feet from any abutting property line and any public right-of-way.
  - 4. Real estate signs do not require a permit.
- B. Development and Construction Signs. One temporary sign calling attention to the future development of a site may be placed on the site for a period not to exceed six months; provided, that any such sign must satisfy the required setbacks for a structure and the sign face area does not exceed nine square feet. At the commencement of construction, a temporary construction sign not exceeding nine square feet may be placed on the site with no more than one sign per street frontage, and shall be removed upon completion of the project. Construction signs require a permit.
- C. Political and Other Noncommercial Signs. Political signs and other signs containing exclusively noncommercial messages may be displayed within the public right-of-way, but shall not exceed nine square feet in area and seven feet in height. Political signs and other signs contained exclusively noncommercial messages may be placed within the periphery of a public roadway provided they do not interfere with either vehicular or pedestrian traffic, or interfere with the use of any residential or commercial property. Political campaign signs within the public right-of-way or other public property must be removed within ten days after the final election involving the candidate or issue promoted or opposed by the sign. Signs remaining within the public right-of-way or other public property after expiration of such ten-day period are subject to removal and disposal by the city manager or his/her designee. Political signs and other signs containing exclusively noncommercial messages do not require a permit.

D. Grand Opening and Special Event Displays. Temporary signs, posters, portable reader boards, banners, strings of lights, clusters of flags, and balloons are allowed for a period of seven consecutive days only to announce the opening of a completely new enterprise, the opening of an enterprise under new management, or a special event. All such materials shall be removed immediately upon the expiration of the opening or seven-day period. Use of the above-described devices within the limits specified shall be an exception to the general prohibitions contained in this chapter. Such displays shall require a sign permit **and are allowed only on the premises where the enterprise so advertised is located**, and shall be limited to one event per month per business.

Formatted: Font: Bold

E. Product Promotion Signs. Temporary signs, posters and banners are permitted for a period of seven consecutive days to announce a sale or to promote a product or products. **Such signs must be located on-site where the business is located.** All such material shall be removed immediately upon the expiration of the seven-day period. Such displays shall be limited to six times per year per business and may not exceed thirty-two square feet. Such signs do not require a permit.

Formatted: Font: Bold

F. ~~Garage or Yard Sale Signs. Garage or yard sale signs~~Any temporary sign placed outside of the CBD shall be no larger than four square feet, and shall be displayed on a single or double stake or other freestanding manner. Only one sign ~~per sale~~ may be placed in any intersection, and only under the following conditions: (a) no ~~garage/yard sale~~ sign shall be placed, affixed, stapled, glued, or taped to any utility pole, street sign, tree, stop sign, fence, etc.; (b) no ~~garage/yard sale~~ sign shall be placed on any roadway or sidewalk, nor in any public right-of-way in a manner as to interfere with either vehicular and pedestrian traffic, or interfere with any residential, commercial or industrial property; ~~(c) no garage/yard sale signs shall be placed on public or private property for more than ninety-six hours, regardless of the length of the sale. Garage or yard sale signs do not require a permit.~~

(Ord. 679 § 2 (part), 2005)

#### 15.68.140 Enforcement.

Violations of this chapter shall be enforced pursuant to Chapter 15.28 of this title. The following enforcement provisions shall also apply:

- A. Removal of Signs. The city manager or designee may order, direct or cause the removal of any sign erected, installed, or maintained in violation of this chapter.
- B. Nonconforming Signs. Nonconforming signs that are permanently installed and were legally installed prior to the adoption of this chapter shall be deemed legally nonconforming and allowed to continue in use so long as they are continuously maintained, are not relocated, or are not structurally altered or made less conforming in any way.
  - 1. Legal nonconforming signs may be temporarily removed for cleaning and routine maintenance, including but not limited to changing of lighting and wiring. Temporary removal for cleaning and maintenance purposes shall not terminate the legal nonconforming status of any such sign.
  - 2. Except as otherwise provided by this section, any legal nonconforming sign that is relocated or replaced shall be brought into conformance immediately, or removed within ninety days.
  - 3. If a business ceases to operate, all existing nonconforming signs associated with the business shall be removed by the property owner within ninety days. If the business had signage on a mall sign or building or related structure, the surface or facade or structure at the previous location of the nonconforming sign(s) shall be repaired at the time of nonconforming sign removal.



4. A nonconforming sign, when serving as an accessory to a business operation which changes its use or location, shall no longer be considered a legal sign and shall be removed within ninety days.
5. A legal nonconforming sign shall be brought into conformance immediately or removed within ninety days if either:
  - a. The building to which the sign is attached is expanded by greater than twenty percent in area; or
  - b. The building to which the sign is attached is improved or otherwise remodeled in an amount exceeding fifty percent of its valuation.

(Ord. 679 § 2 (part), 2005)



---

## CARNATION CITY COUNCIL AGENDA Regular Meeting

*Mayor Jim Ribail, Deputy Mayor Tim Harris, Ryan Burrell, Dustin Green, Adair Hawkins*

---

**DATE:** July 18<sup>th</sup>, 2023

**TIME:** 6:00 P.M.

**JOIN ONLINE VIA ZOOM:** <https://bit.ly/3xIFY9B>

**Meeting ID:** 976 1525 3648

**Passcode:** 894903

**Dial by Location:** (253) 215 - 8782

For inquiries and/or assistance regarding how to use the City's online meeting format please email [clerk@carnationwa.gov](mailto:clerk@carnationwa.gov), or call (425) 333-4192.

---

1. **CALL TO ORDER:** Mayor Ribail
2. **PLEDGE OF ALLEGIANCE:** Councilmember Dustin Green
3. **ROLL CALL:** City Clerk Lora Wilmes
4. **APPROVAL OF AGENDA:** Mayor and Council
5. **EXECUTIVE SESSION:**
  
6. **CONSENT AGENDA:**
  - a) Approval of Minutes for the following date(s):
    - i. Regular Session: June 20<sup>th</sup>, 2023
  - b) Approval of Claims in the following amount(s):
    - i. \$
  - c) Approval of Payroll for the following pay period(s):
    - i. June 1<sup>st</sup>, 2023 – June 30<sup>th</sup>, 2023
  
7. **COUNCIL REPORTS AND REQUESTS**
  
8. **STAFF REPORTS:**
  - a) Community Economic Development Department Report - CED Principal Rhonda Ender

- b) Capital Improvement Projects / Administrative Services Department Report - Administrative Services Manager Lora Wilmes
- c) City Manager's Office Report - City Manager Ana Cortez

**9. PUBLIC COMMENT & REQUESTS:** *Public comment on meeting items or other issues of note or concern. Comments may be submitted in advance by writing or e-mailing [clerk@carnationwa.gov](mailto:clerk@carnationwa.gov), or made in person, or by telephone or computer connection at the time of the meeting. Individual comments shall be limited to three minutes. Group comments shall be limited to five minutes.*

**10. PRESENTATIONS:**

**11. AGENDA BILLS:**

- a) AB23-XX Merging Parks and Planning Boards

**12. DISCUSSION ITEMS:**

- a) August Meeting

**13. FUTURE AGENDAS:**

- a) Tentative agenda for the meeting of August 2<sup>nd</sup>, 2023
- b) Tentative agenda for the meeting of August 15<sup>th</sup>, 2023

**14. ADJOURNMENT:** Mayor Jim Ribail





---

## CARNATION CITY COUNCIL AGENDA Regular Meeting

*Mayor Jim Ribail, Deputy Mayor Tim Harris, Ryan Burrell, Dustin Green, Adair Hawkins*

---

**DATE:** August 2<sup>nd</sup>, 2023

**TIME:** 6:00 P.M.

**JOIN ONLINE VIA ZOOM:** <http://bit.ly/3BbmBBu>

**Meeting ID:** 983 3856 5355

**Passcode:** 970731

**Dial by location:** (253) 215 - 8782

For inquiries and/or assistance regarding how to use the City's online meeting format please email [clerk@carnationwa.gov](mailto:clerk@carnationwa.gov), or call (425) 333-4192.

---

1. **CALL TO ORDER:** Mayor Jim Ribail
2. **PLEDGE OF ALLEGIANCE:** Deputy Mayor Harris
3. **ROLL CALL:** City Clerk Lora Wilmes
4. **APPROVAL OF AGENDA:** Mayor and Council
5. **EXECUTIVE SESSION:**
  
6. **CONSENT AGENDA:**
  - a) Approval of Minutes for the following dates:
    - i. Regular Session: July 18<sup>th</sup>, 2023
  - b) Approval of Claims in the following amount(s):
    - i. \$
  
7. **COUNCIL REPORTS AND REQUESTS**
  
8. **STAFF REPORTS:**
  - a) Community Economic Development Department Report - CED Principal Rhonda Ender
  - b) Capital Improvement Projects / Administrative Services Department Report - Administrative Services Manager Lora Wilmes
  - c) City Manager's Office Report - City Manager Ana Cortez

**9. PUBLIC COMMENT & REQUESTS:** *Public comment on meeting items or other issues of note or concern. Comments may be submitted in advance by writing or e-mailing [clerk@carnationwa.gov](mailto:clerk@carnationwa.gov), or made in person, or by telephone or computer connection at the time of the meeting. Individual comments shall be limited to three minutes. Group comments shall be limited to five minutes.*

**10. PRESENTATIONS:**

**11. AGENDA BILLS:**

a) AB23-XX

**12. DISCUSSION ITEMS:**

**13. FUTURE AGENDAS:**

a) Tentative agenda for the meeting of August 15<sup>th</sup>, 2023

b) Tentative agenda for the meeting of September 5<sup>th</sup>, 2023

**14. ADJOURNMENT:** Mayor Jim Ribail

