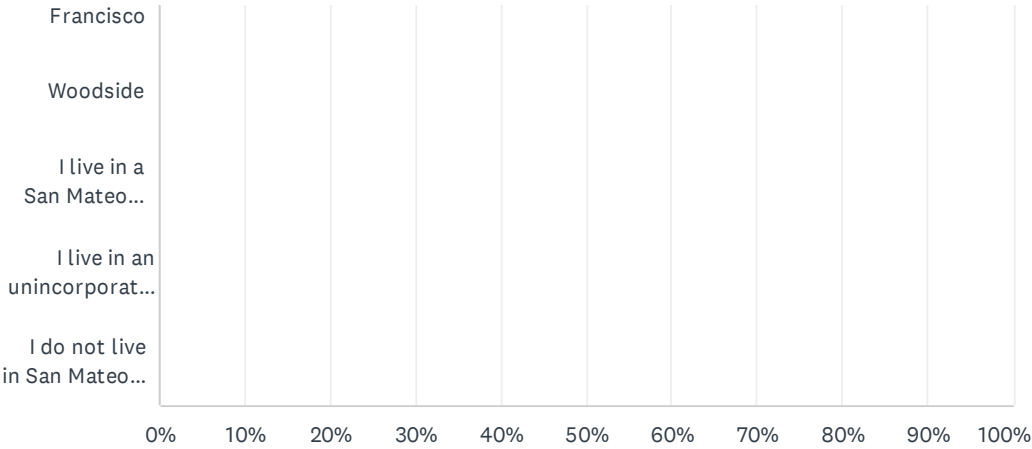


Q1 In what city or town do you live?

Answered: 17 Skipped: 0



San Mateo County Fair Housing Survey

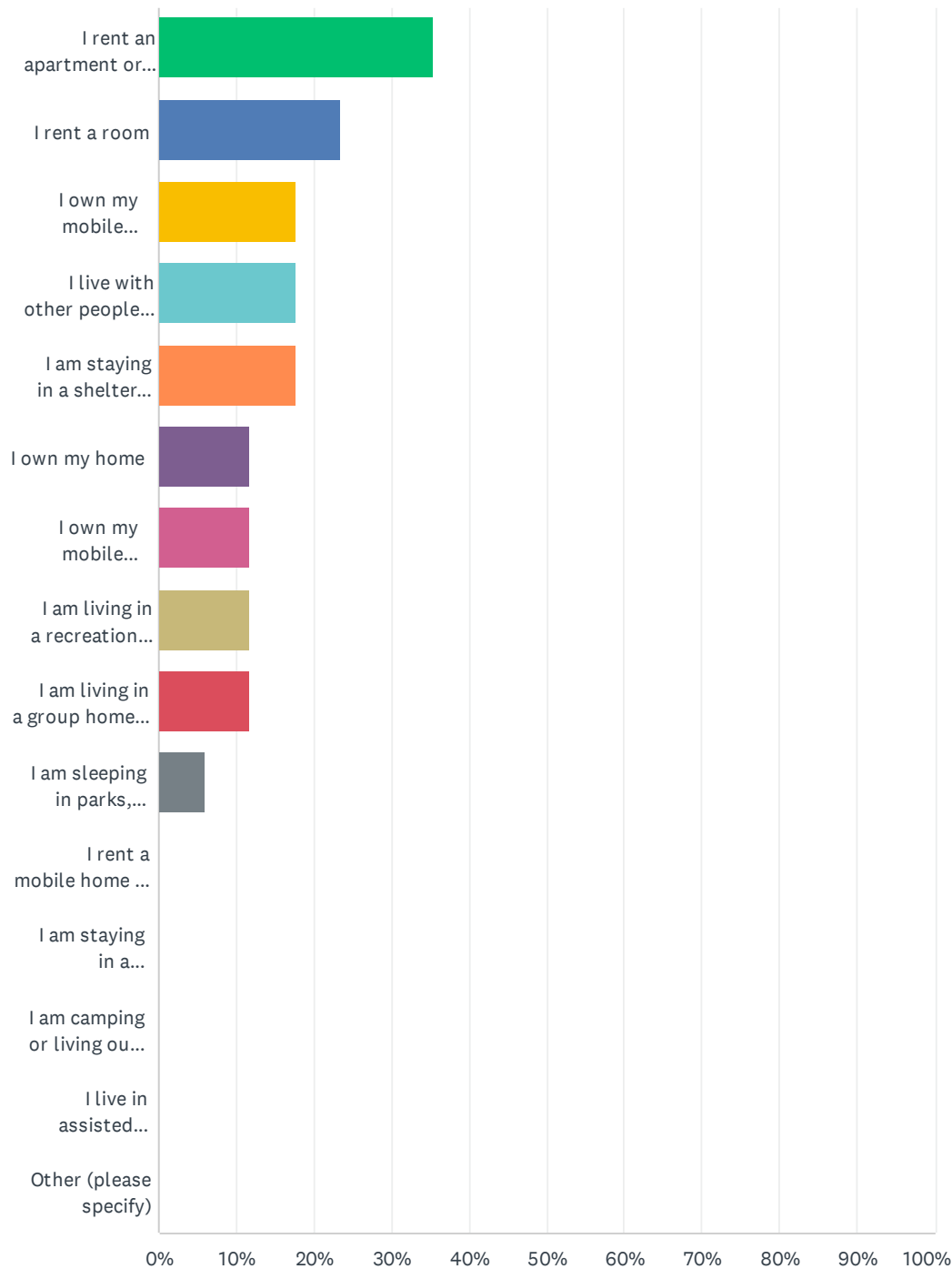


San Mateo County Fair Housing Survey

ANSWER CHOICES	RESPONSES	
Colma	100.00%	17
Atherton	0.00%	0
Belmont	0.00%	0
Brisbane	0.00%	0
Burlingame	0.00%	0
Daly City	0.00%	0
East Palo Alto	0.00%	0
Foster City	0.00%	0
Half Moon Bay	0.00%	0
Hillsborough	0.00%	0
Menlo Park	0.00%	0
Millbrae	0.00%	0
Pacifica	0.00%	0
Portola Valley	0.00%	0
Redwood City	0.00%	0
San Bruno	0.00%	0
San Carlos	0.00%	0
City of San Mateo	0.00%	0
South San Francisco	0.00%	0
Woodside	0.00%	0
I live in a San Mateo County community not listed	0.00%	0
I live in an unincorporated area in San Mateo County	0.00%	0
I do not live in San Mateo County.	0.00%	0
TOTAL		17

Q2 Which of the following best describes your current housing situation?
Check all that apply

Answered: 17 Skipped: 0

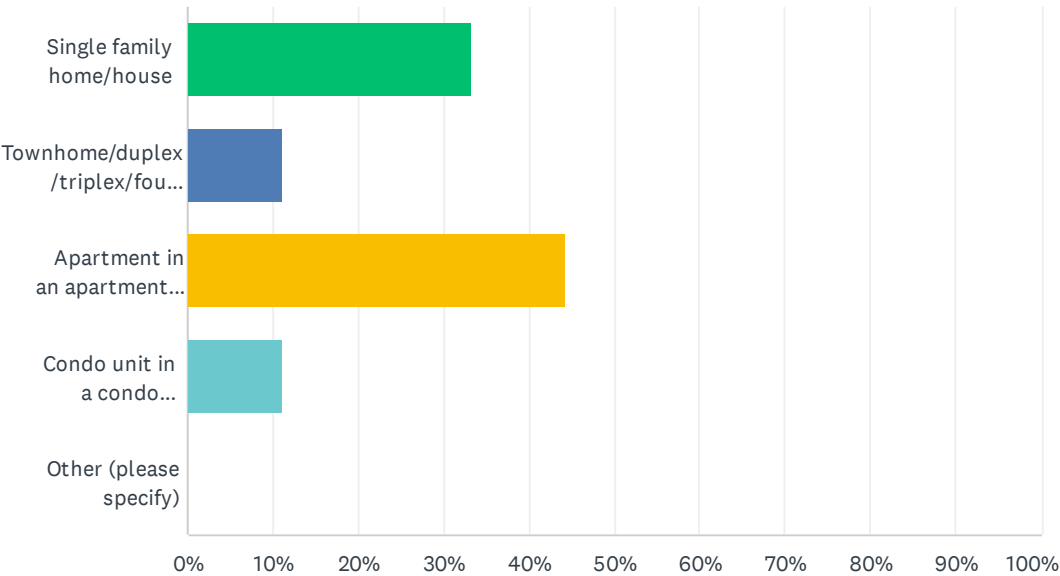


San Mateo County Fair Housing Survey

ANSWER CHOICES	RESPONSES	
I rent an apartment or house	35.29%	6
I rent a room	23.53%	4
I own my mobile home/trailer and rent a space in a mobile home park	17.65%	3
I live with other people and am not on lease or property title	17.65%	3
I am staying in a shelter or transitional housing	17.65%	3
I own my home	11.76%	2
I own my mobile home/trailer and also own the space in a mobile home park	11.76%	2
I am living in a recreational vehicle	11.76%	2
I am living in a group home (e.g., sober living environment)	11.76%	2
I am sleeping in parks, sidewalks, parking lots, in vacant buildings	5.88%	1
I rent a mobile home and space in a mobile home park	0.00%	0
I am staying in a motel/hotel	0.00%	0
I am camping or living out of a car	0.00%	0
I live in assisted living/congregate care community	0.00%	0
Other (please specify)	0.00%	0
Total Respondents: 17		

Q3 In what type of housing unit do you currently live?

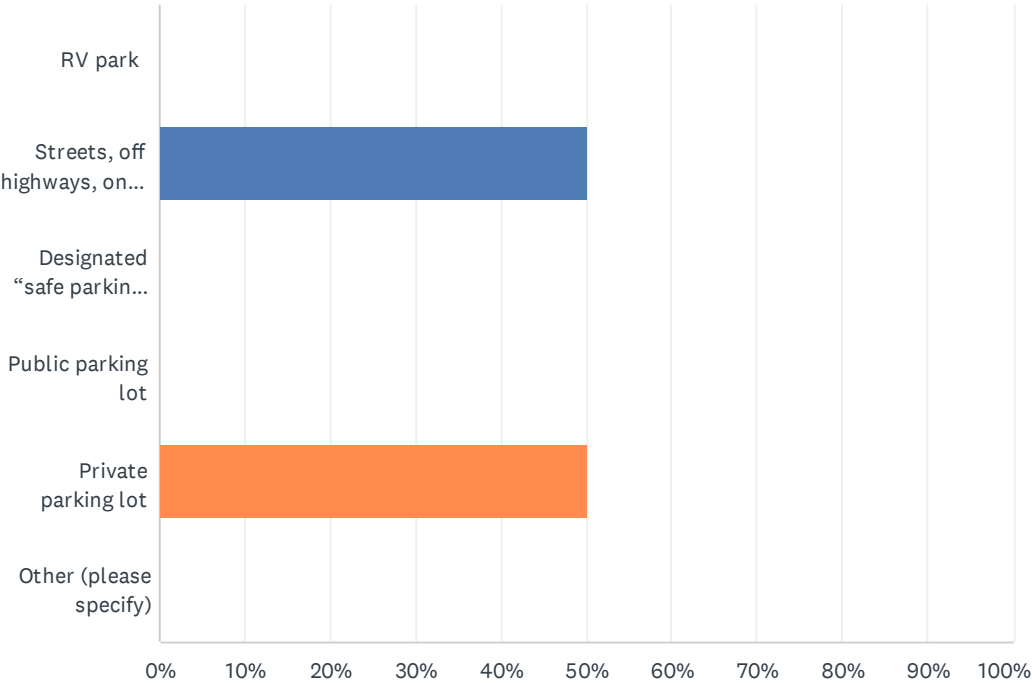
Answered: 9 Skipped: 8



ANSWER CHOICES	RESPONSES	
Single family home/house	33.33%	3
Townhome/duplex/triplex/fourplex	11.11%	1
Apartment in an apartment building	44.44%	4
Condo unit in a condo building	11.11%	1
Other (please specify)	0.00%	0
TOTAL		9

Q4 If RV in previous question: Where do you park your RV most often?

Answered: 2 Skipped: 15

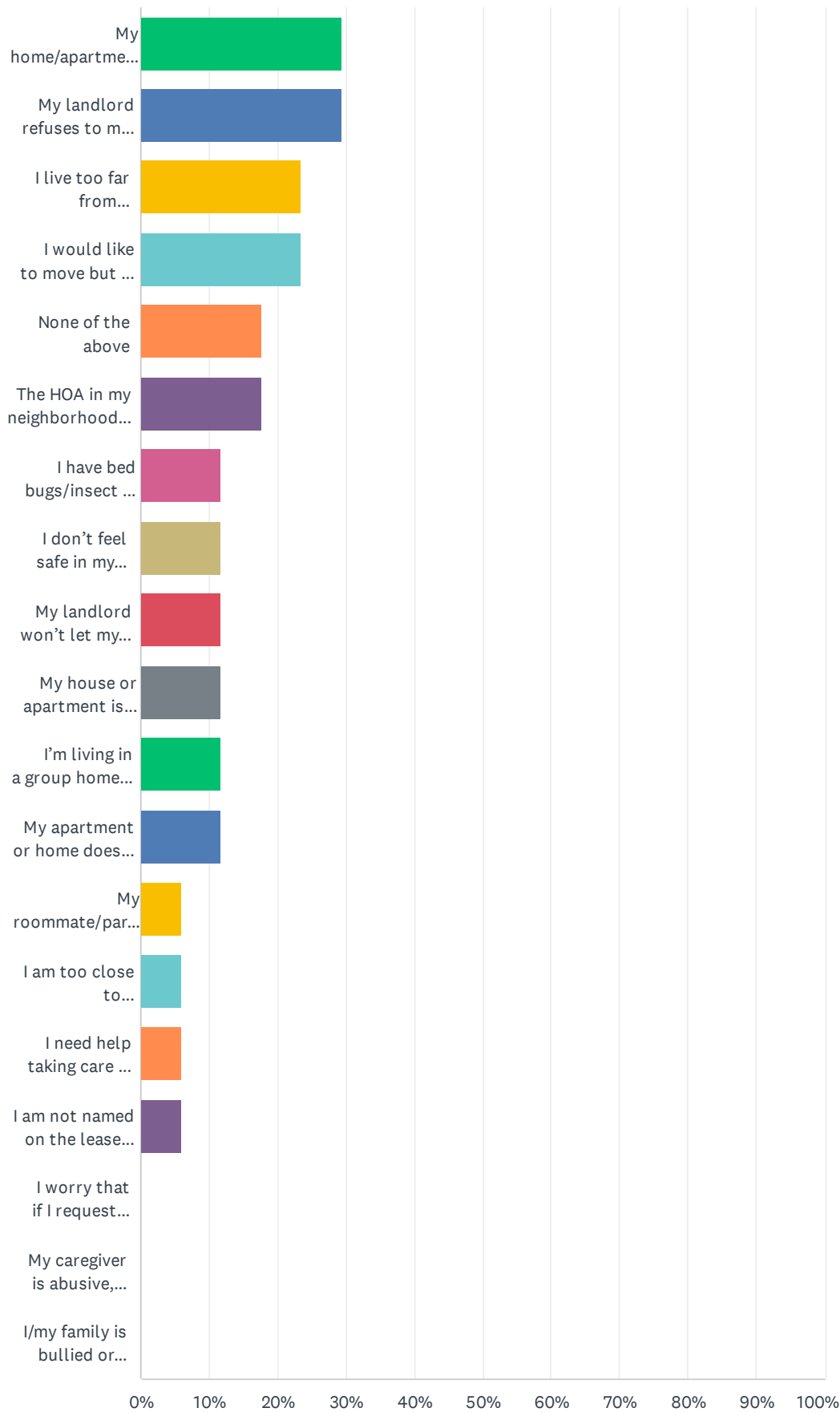


ANSWER CHOICES	RESPONSES	
RV park	0.00%	0
Streets, off highways, on dirt roads	50.00%	1
Designated "safe parking" program spaces/lots	0.00%	0
Public parking lot	0.00%	0
Private parking lot	50.00%	1
Other (please specify)	0.00%	0
TOTAL		2

Q5 Do you face any of these challenges in your housing situation? (Select all that apply)

Answered: 17 Skipped: 0

San Mateo County Fair Housing Survey

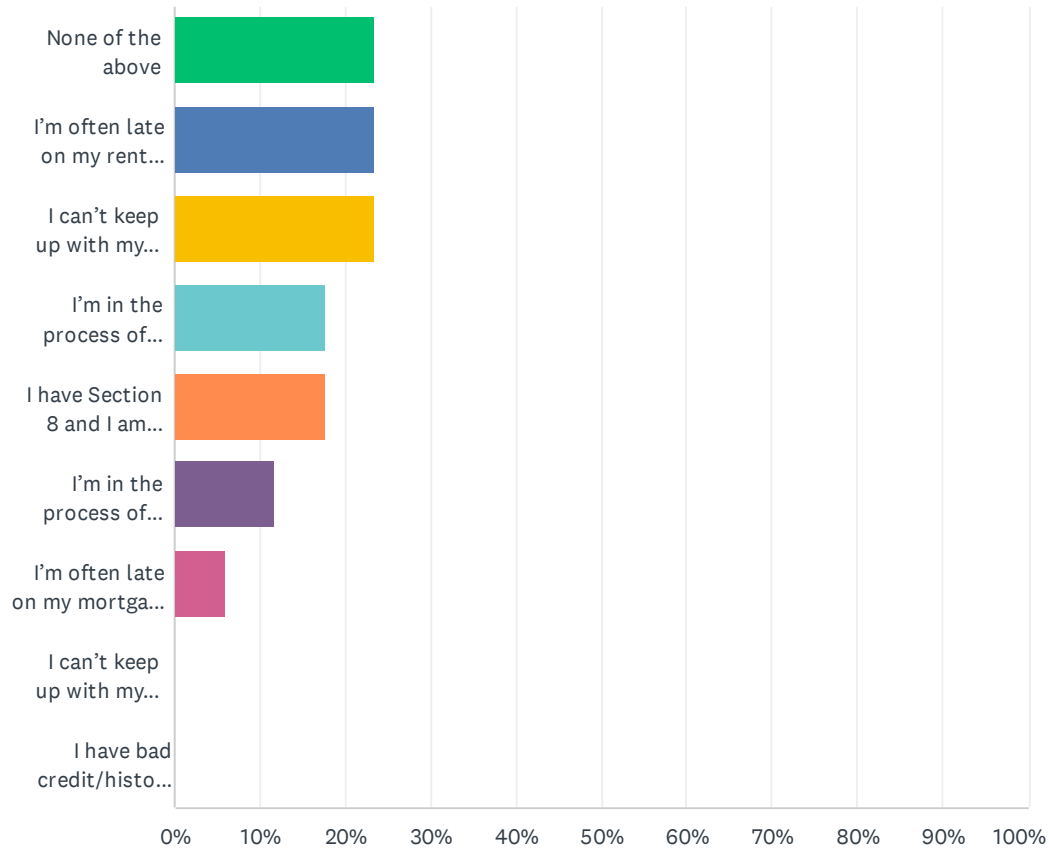


San Mateo County Fair Housing Survey

ANSWER CHOICES	RESPONSES	
My home/apartment is in bad condition	29.41%	5
My landlord refuses to make repairs despite my requests	29.41%	5
I live too far from family/friends/my community	23.53%	4
I would like to move but I can't afford anything that is available/My income is too low for me to find anywhere else to rent	23.53%	4
None of the above	17.65%	3
The HOA in my neighborhood won't let me make changes to my house or property	17.65%	3
I have bed bugs/insect or rodent infestation	11.76%	2
I don't feel safe in my building/neighborhood	11.76%	2
My landlord won't let my children play outside of my apartment/house/mobile home	11.76%	2
My house or apartment isn't big enough for my family members	11.76%	2
I'm living in a group home or congregate setting and would rather live independently	11.76%	2
My apartment or home doesn't have what I need for my disability	11.76%	2
My roommate/partner is abusive, mistreats me	5.88%	1
I am too close to environmental hazards (polluting factories, waste treatment)	5.88%	1
I need help taking care of myself/my home and can't find or afford to hire someone	5.88%	1
I am not named on the lease and worry about getting evicted	5.88%	1
I worry that if I request a repair it will result in a rent increase or eviction	0.00%	0
My caregiver is abusive, mistreats me	0.00%	0
I/my family is bullied or harassed by my landlord or other tenants	0.00%	0
Total Respondents: 17		

Q6 Do you face any of these challenges paying for housing? (Select all that apply)

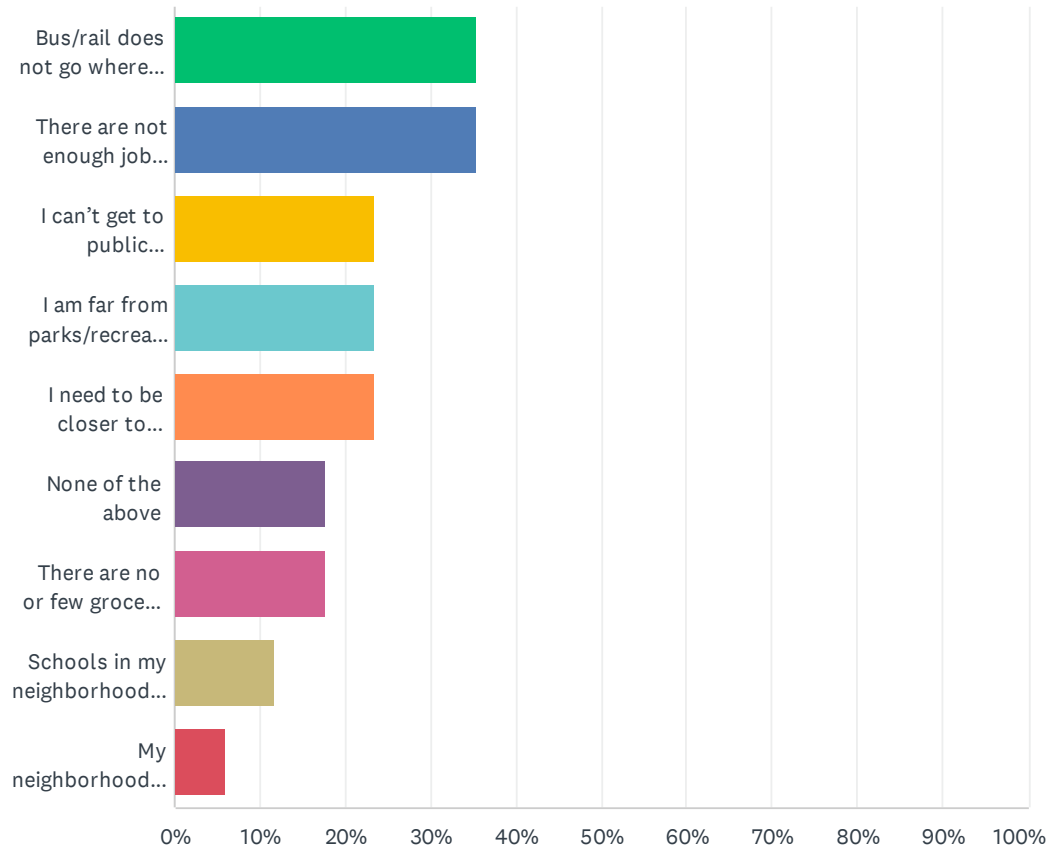
Answered: 17 Skipped: 0



ANSWER CHOICES	RESPONSES	
None of the above	23.53%	4
I'm often late on my rent payments	23.53%	4
I can't keep up with my utilities	23.53%	4
I'm in the process of foreclosure	17.65%	3
I have Section 8 and I am worried my landlord will raise my rent higher than my voucher payment	17.65%	3
I'm in the process of getting evicted	11.76%	2
I'm often late on my mortgage payments	5.88%	1
I can't keep up with my property taxes	0.00%	0
I have bad credit/history of evictions/foreclosure and cannot find a place to rent	0.00%	0
Total Respondents: 17		

Q7 Do you face any of these challenges in your neighborhood? (Select all that apply)

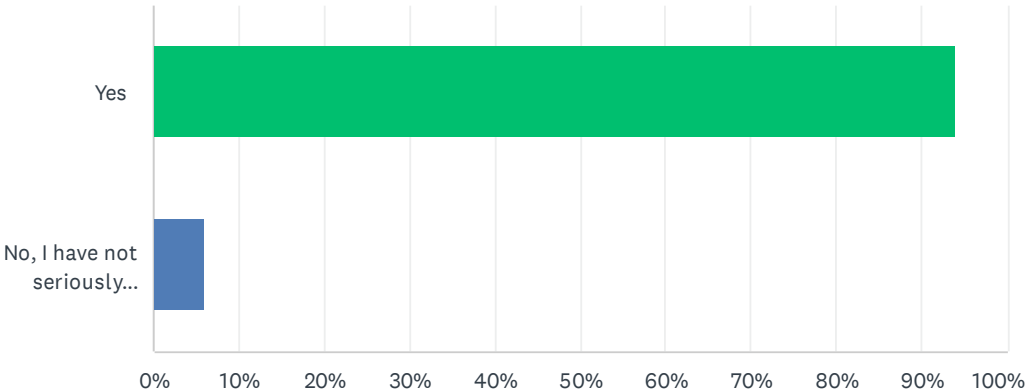
Answered: 17 Skipped: 0



ANSWER CHOICES	RESPONSES	
Bus/rail does not go where I need to go or does not operate during the times I need	35.29%	6
There are not enough job opportunities in the area	35.29%	6
I can't get to public transit/bus/light rail easily or safely	23.53%	4
I am far from parks/recreation areas	23.53%	4
I need to be closer to health care/medical facilities	23.53%	4
None of the above	17.65%	3
There are no or few grocery stores/healthy food stores in the area	17.65%	3
Schools in my neighborhood are poor quality	11.76%	2
My neighborhood does not have good sidewalks, walking areas, and/or lighting	5.88%	1
Total Respondents: 17		

Q8 In the past five years, have you looked seriously for housing to rent or buy in San Mateo County? (“Serious” looking includes touring or searching for homes or apartments, putting in applications or pursuing mortgage financing.)

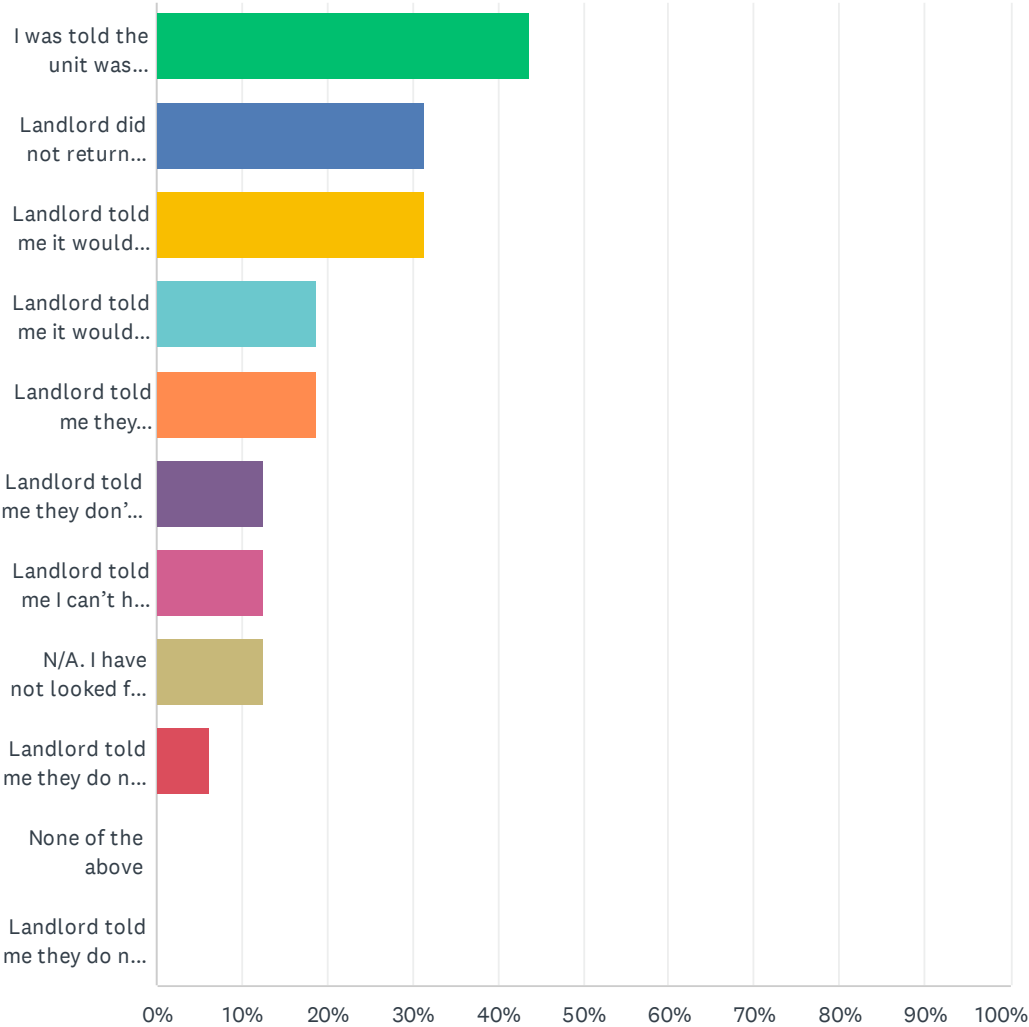
Answered: 17 Skipped: 0



ANSWER CHOICES	RESPONSES	
Yes	94.12%	16
No, I have not seriously looked for housing in San Mateo County in the past five years	5.88%	1
TOTAL		17

Q9 When you looked for housing to rent, did you experience any of the following? (Select all that apply)

Answered: 16 Skipped: 1

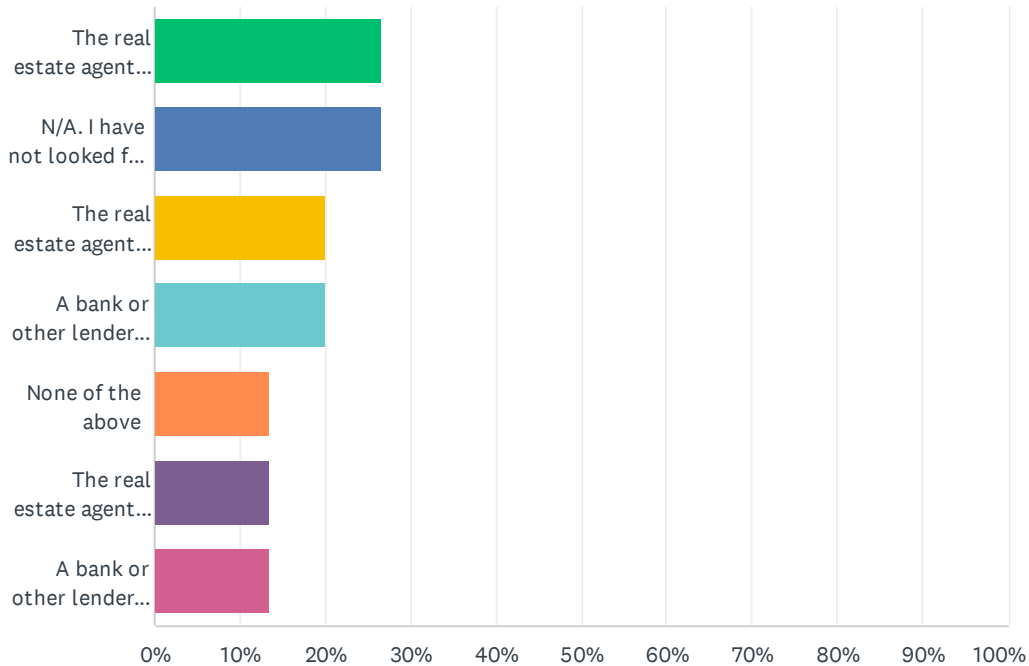


San Mateo County Fair Housing Survey

ANSWER CHOICES	RESPONSES	
I was told the unit was available over the phone, but when I showed up in person, the landlord told me it was no longer available	43.75%	7
Landlord did not return calls and/or emails asking about a unit	31.25%	5
Landlord told me it would cost me more because of my service animal or emotional support animal	31.25%	5
Landlord told me it would cost me more to rent because I have children	18.75%	3
Landlord told me they couldn't make changes to the apartment/home for my disability	18.75%	3
Landlord told me they don't rent to families with children	12.50%	2
Landlord told me I can't have a service or emotional support animal	12.50%	2
N/A. I have not looked for rental housing.	12.50%	2
Landlord told me they do not accept Section 8 vouchers	6.25%	1
None of the above	0.00%	0
Landlord told me they do not rent to persons with a disabilities	0.00%	0
Total Respondents: 16		

Q10 When you looked for housing to buy, did you experience any of the following? (Select all that apply)

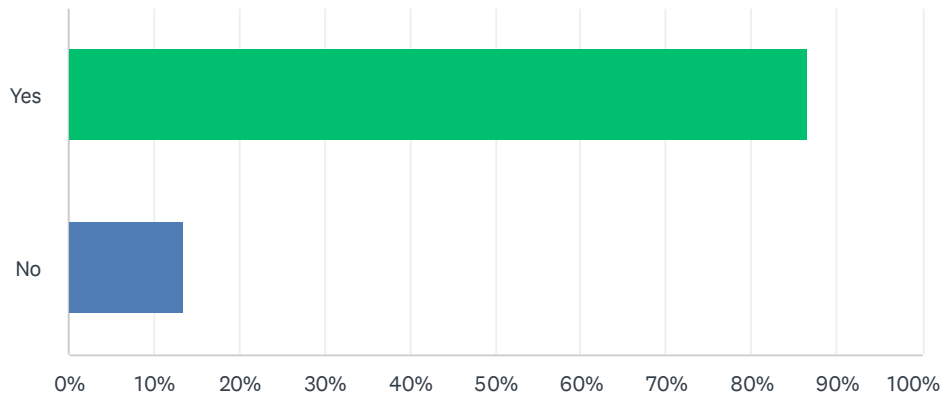
Answered: 15 Skipped: 2



ANSWER CHOICES	RESPONSES	
The real estate agent told me I would need to show I was prequalified with a bank before I could see properties	26.67%	4
N/A. I have not looked for housing to buy.	26.67%	4
The real estate agent would not make a disability accommodation when I asked	20.00%	3
A bank or other lender charged me a high interest rate on my home loan	20.00%	3
None of the above	13.33%	2
The real estate agent only showed me or only suggested homes in neighborhoods where most people were of my same race or ethnicity	13.33%	2
A bank or other lender would not give me a loan to buy a home	13.33%	2
Total Respondents: 15		

Q11 When you looked for housing in San Mateo County in the past five years, were you ever denied housing to rent or buy?

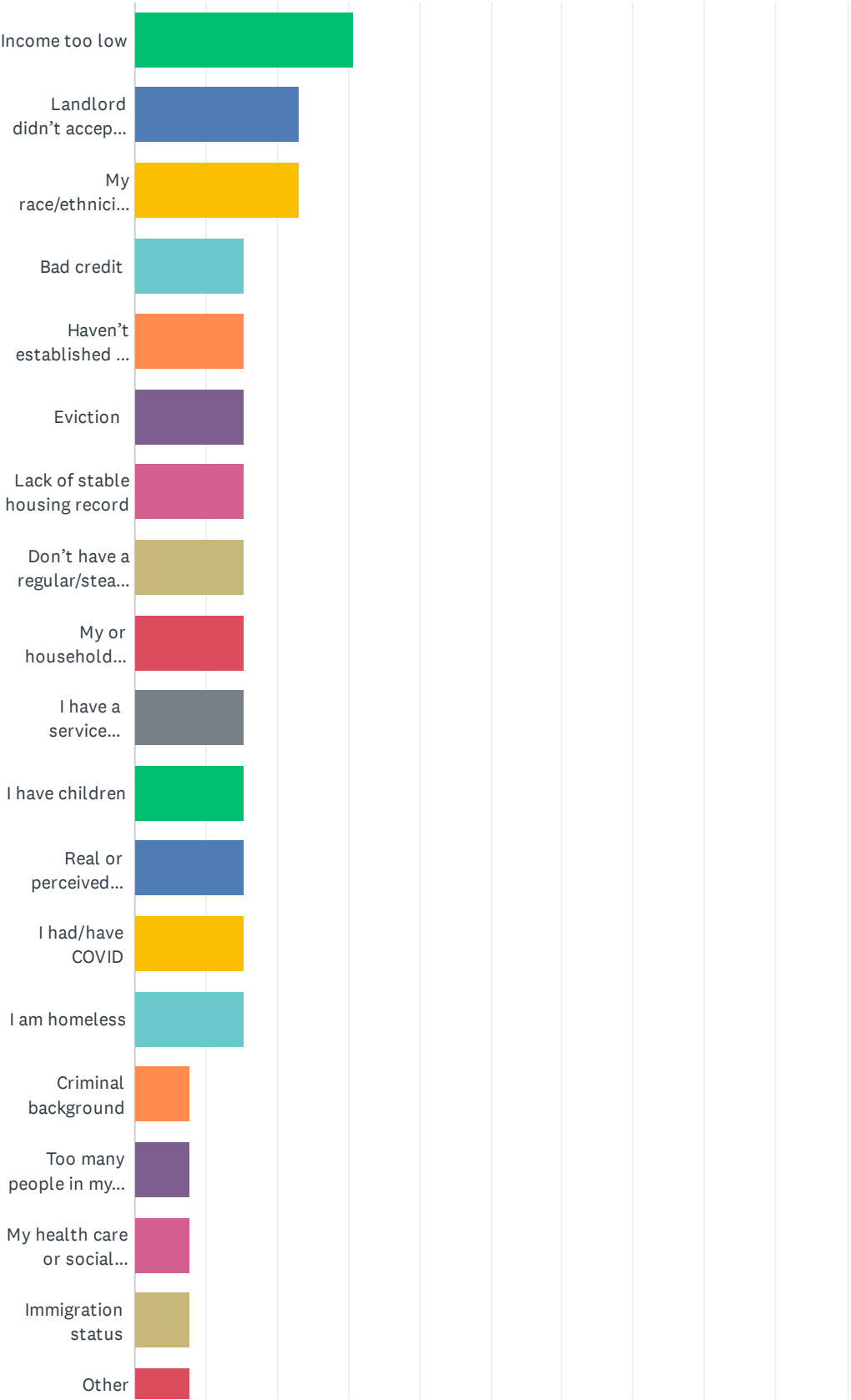
Answered: 15 Skipped: 2



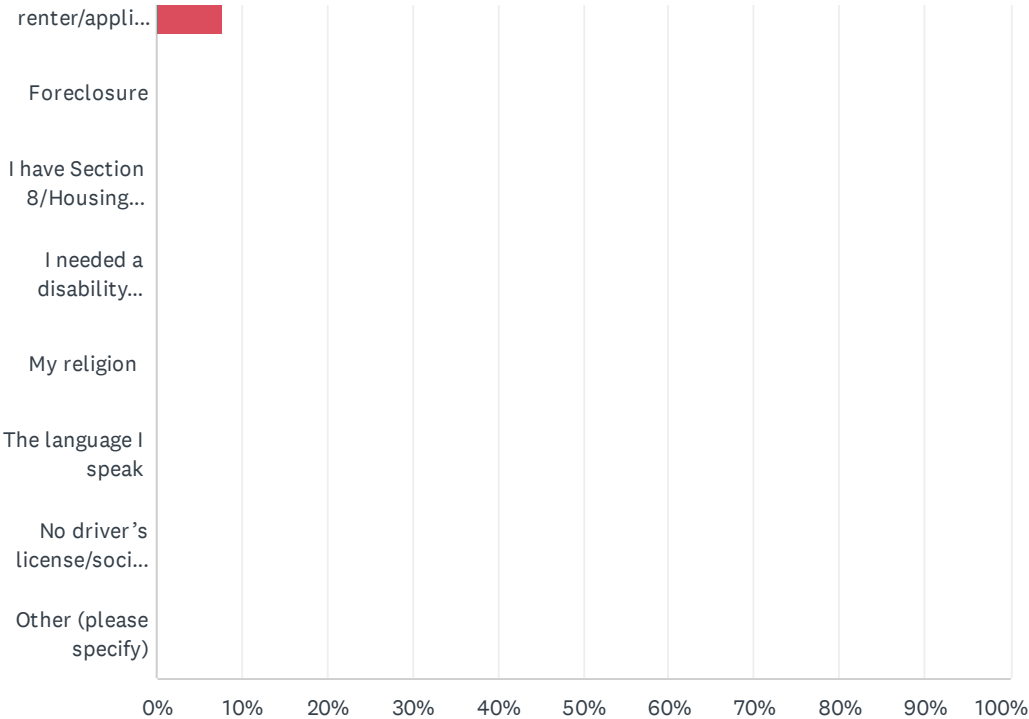
ANSWER CHOICES		RESPONSES	
Yes		86.67%	13
No		13.33%	2
TOTAL			15

Q12 If yes, why were you denied? Check all that apply.

Answered: 13 Skipped: 4



San Mateo County Fair Housing Survey

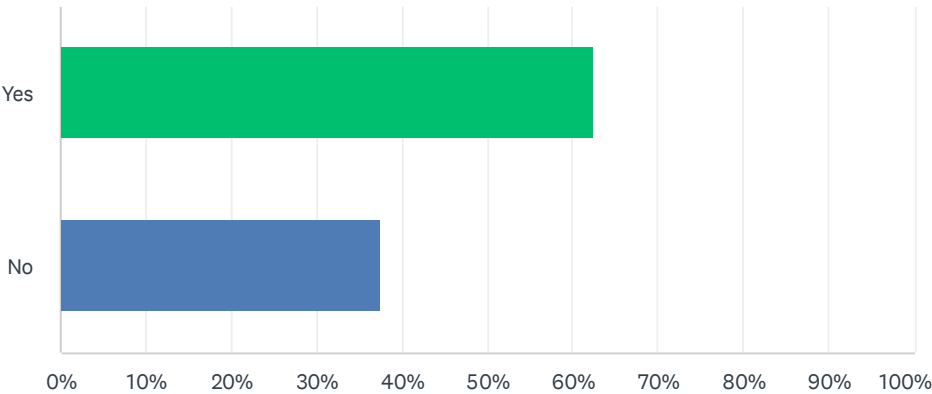


San Mateo County Fair Housing Survey

ANSWER CHOICES	RESPONSES	
Income too low	30.77%	4
Landlord didn't accept the type of income I earn (social security or disability benefit or child support)	23.08%	3
My race/ethnicity or household member race/ethnicity	23.08%	3
Bad credit	15.38%	2
Haven't established a credit history/no credit history	15.38%	2
Eviction	15.38%	2
Lack of stable housing record	15.38%	2
Don't have a regular/steady job/consistent work history	15.38%	2
My or household member's disability	15.38%	2
I have a service animal/emotional support animal	15.38%	2
I have children	15.38%	2
Real or perceived sexual orientation or gender identity	15.38%	2
I had/have COVID	15.38%	2
I am homeless	15.38%	2
Criminal background	7.69%	1
Too many people in my household	7.69%	1
My health care or social service needs	7.69%	1
Immigration status	7.69%	1
Other renter/applicant willing to pay more for rent	7.69%	1
Foreclosure	0.00%	0
I have Section 8/Housing Choice voucher	0.00%	0
I needed a disability accommodation	0.00%	0
My religion	0.00%	0
The language I speak	0.00%	0
No driver's license/social security number	0.00%	0
Other (please specify)	0.00%	0
Total Respondents: 13		

Q13 Do you or someone in your household have a Section 8 voucher?

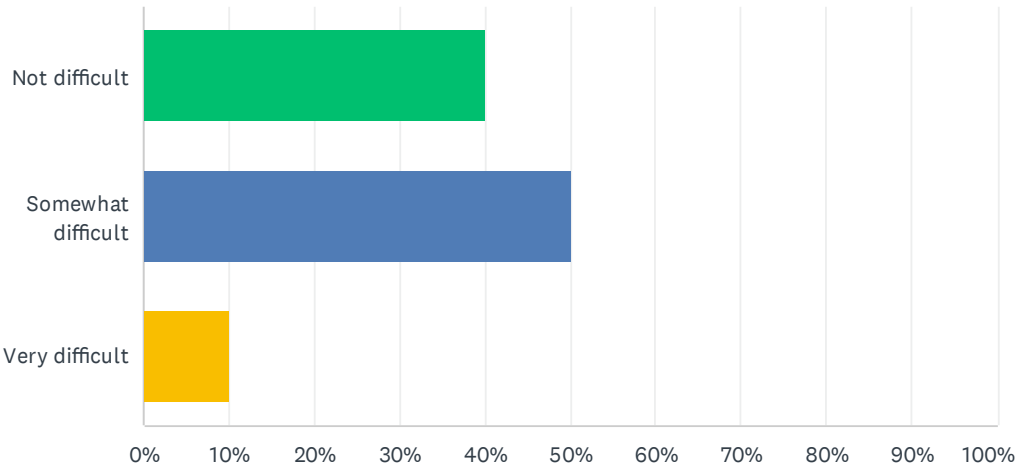
Answered: 16 Skipped: 1



ANSWER CHOICES	RESPONSES	
Yes	62.50%	10
No	37.50%	6
TOTAL		16

Q14 In your experience, how difficult is it to find a unit that is affordable even with your Section 8/Housing Choice voucher?

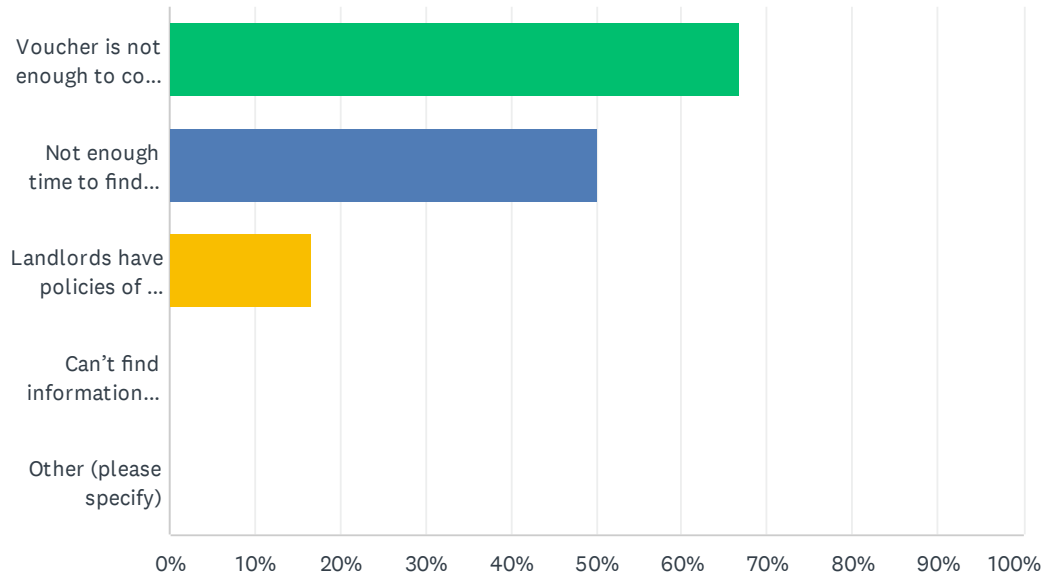
Answered: 10 Skipped: 7



ANSWER CHOICES	RESPONSES	
Not difficult	40.00%	4
Somewhat difficult	50.00%	5
Very difficult	10.00%	1
TOTAL		10

Q15 If somewhat or very difficult, why is it difficult to use a Section 8 voucher? (Select all that apply)

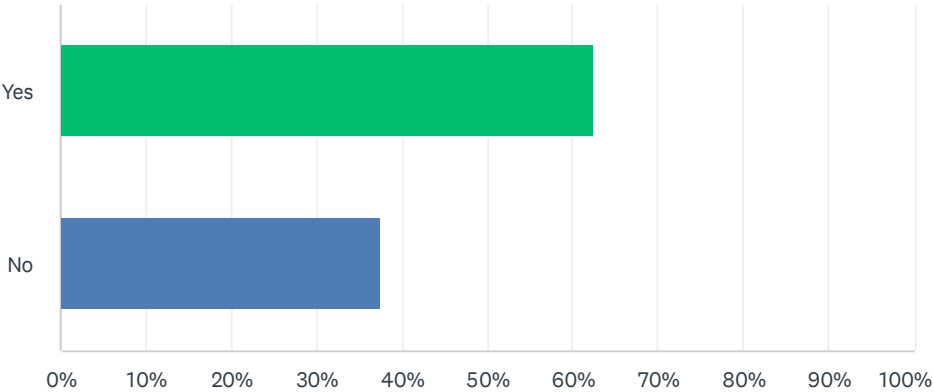
Answered: 6 Skipped: 11



ANSWER CHOICES	RESPONSES	
Voucher is not enough to cover the rent for places I want to live	66.67%	4
Not enough time to find a place to live before the voucher expires	50.00%	3
Landlords have policies of not renting to voucher holders	16.67%	1
Can't find information about landlords that accept Section 8	0.00%	0
Other (please specify)	0.00%	0
Total Respondents: 6		

Q16 In the past five years, have you had to move out of a home or apartment in San Mateo County when you did not want to move?

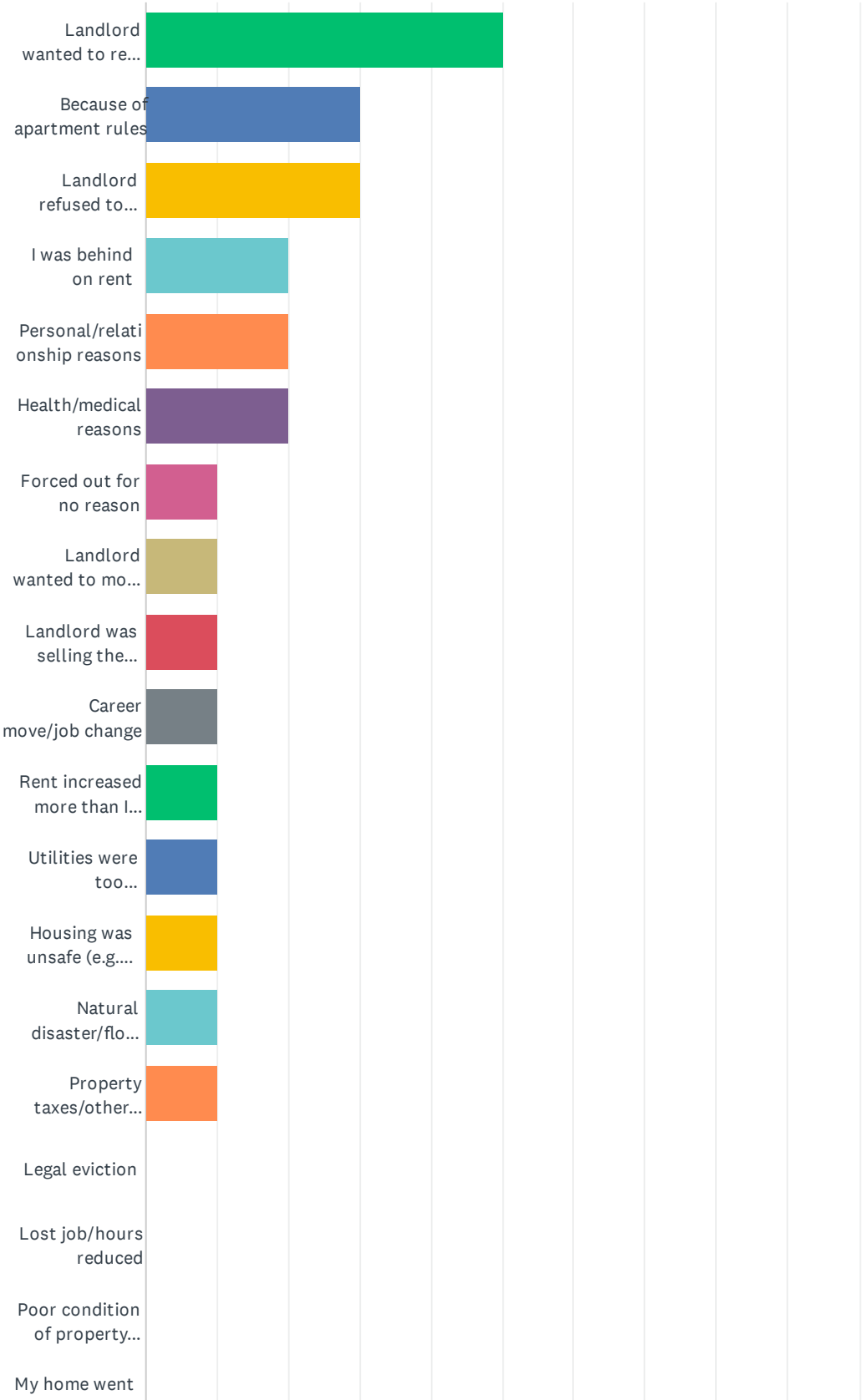
Answered: 16 Skipped: 1



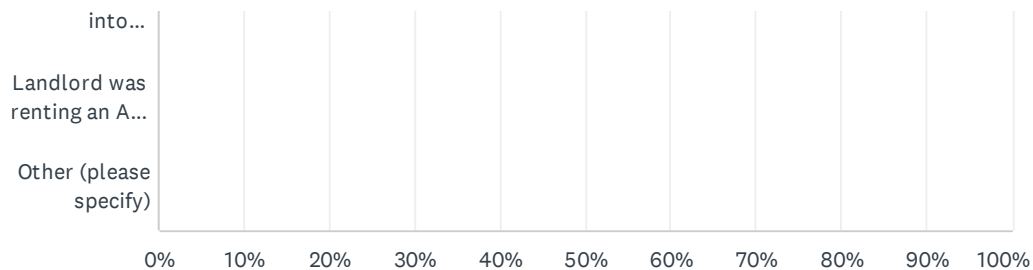
ANSWER CHOICES	RESPONSES	
Yes	62.50%	10
No	37.50%	6
TOTAL		16

Q17 If yes, what were the reasons you had to move? (check all that apply)

Answered: 10 Skipped: 7



San Mateo County Fair Housing Survey



ANSWER CHOICES	RESPONSES	
Landlord wanted to rent to someone else	50.00%	5
Because of apartment rules	30.00%	3
Landlord refused to renew my lease	30.00%	3
I was behind on rent	20.00%	2
Personal/relationship reasons	20.00%	2
Health/medical reasons	20.00%	2
Forced out for no reason	10.00%	1
Landlord wanted to move back in/move in family	10.00%	1
Landlord was selling the home/apartment	10.00%	1
Career move/job change	10.00%	1
Rent increased more than I could pay	10.00%	1
Utilities were too expensive/shut off	10.00%	1
Housing was unsafe (e.g., domestic assault, harassment)	10.00%	1
Natural disaster/flooding/fire	10.00%	1
Property taxes/other costs of homeownership became unaffordable	10.00%	1
Legal eviction	0.00%	0
Lost job/hours reduced	0.00%	0
Poor condition of property (mold, bugs, etc.)	0.00%	0
My home went into foreclosure	0.00%	0
Landlord was renting an ADU unit without a permit, without my knowledge	0.00%	0
Other (please specify)	0.00%	0
Total Respondents: 10		

Q18 What city did you move from?

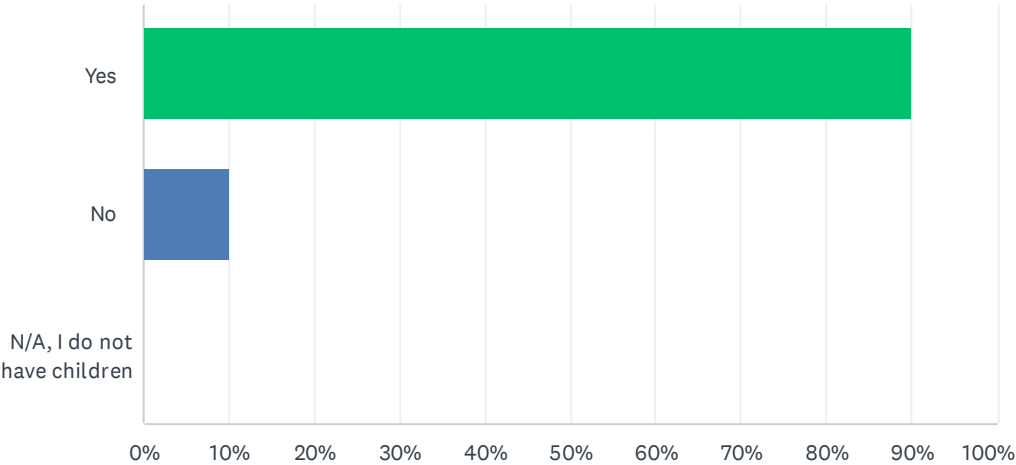
Answered: 4 Skipped: 13

Q19 What city did you move into?

Answered: 4 Skipped: 13

Q20 If you have children, did your children have to change schools as a result of the move?

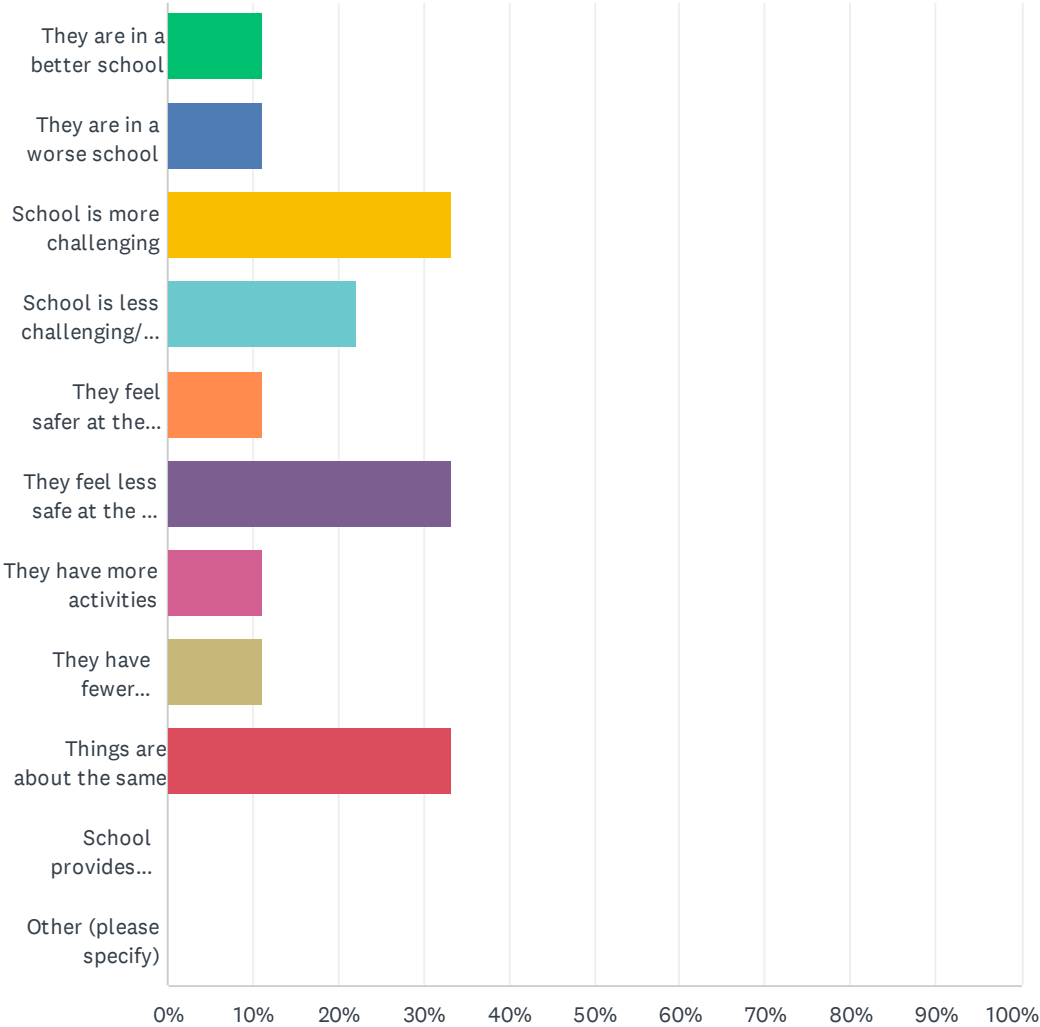
Answered: 10 Skipped: 7



ANSWER CHOICES		RESPONSES	
Yes		90.00%	9
No		10.00%	1
N/A, I do not have children		0.00%	0
TOTAL			10

Q21 How did the school change work out for you and your children?
(check all that apply)

Answered: 9 Skipped: 8

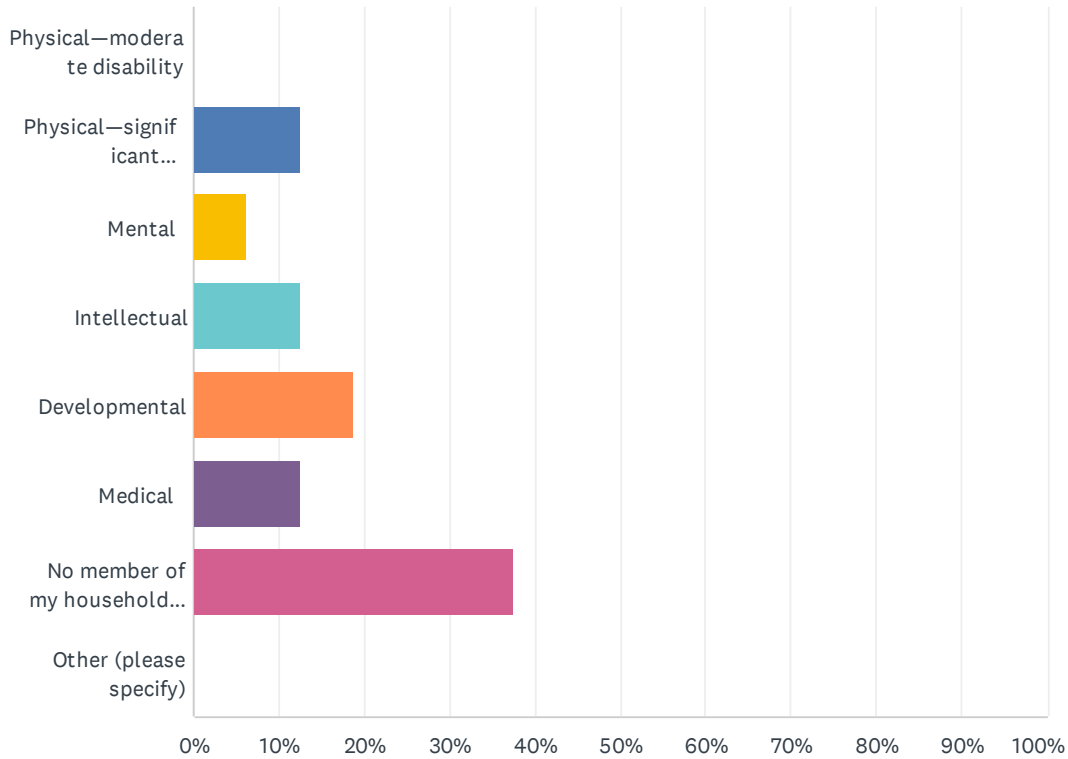


San Mateo County Fair Housing Survey

ANSWER CHOICES	RESPONSES	
They are in a better school	11.11%	1
They are in a worse school	11.11%	1
School is more challenging	33.33%	3
School is less challenging/they are bored	22.22%	2
They feel safer at the new school	11.11%	1
They feel less safe at the new school	33.33%	3
They have more activities	11.11%	1
They have fewer activities	11.11%	1
Things are about the same	33.33%	3
School provides more/less support for students with disabilities, IEP, and/or 504 plan	0.00%	0
Other (please specify)	0.00%	0
Total Respondents: 9		

Q22 Do you or any member of your household have a disability of any type —physical, mental, intellectual, developmental?

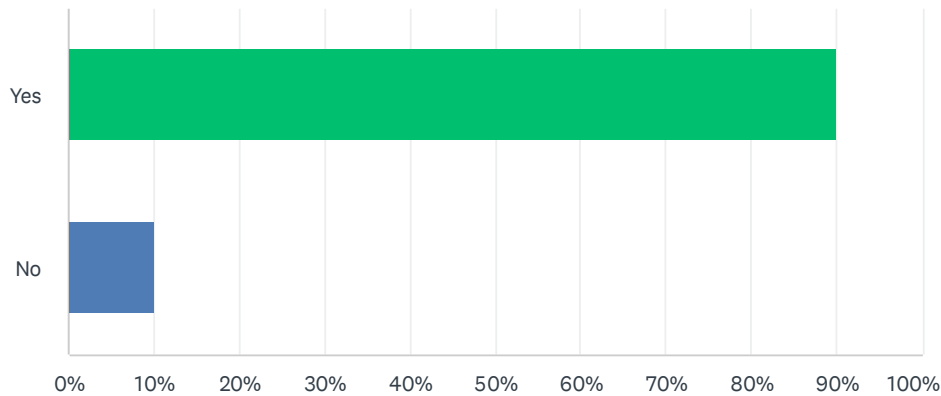
Answered: 16 Skipped: 1



ANSWER CHOICES	RESPONSES	
Physical—moderate disability	0.00%	0
Physical—significant disability	12.50%	2
Mental	6.25%	1
Intellectual	12.50%	2
Developmental	18.75%	3
Medical	12.50%	2
No member of my household has a disability	37.50%	6
Other (please specify)	0.00%	0
TOTAL		16

Q23 Does the place you live in meet the needs of your household member with a disability?

Answered: 10 Skipped: 7



ANSWER CHOICES	RESPONSES	
Yes	90.00%	9
No	10.00%	1
TOTAL		10

Q24 If no, what improvements or modifications do you need to better meet your or your family’s needs?

Answered: 1 Skipped: 16

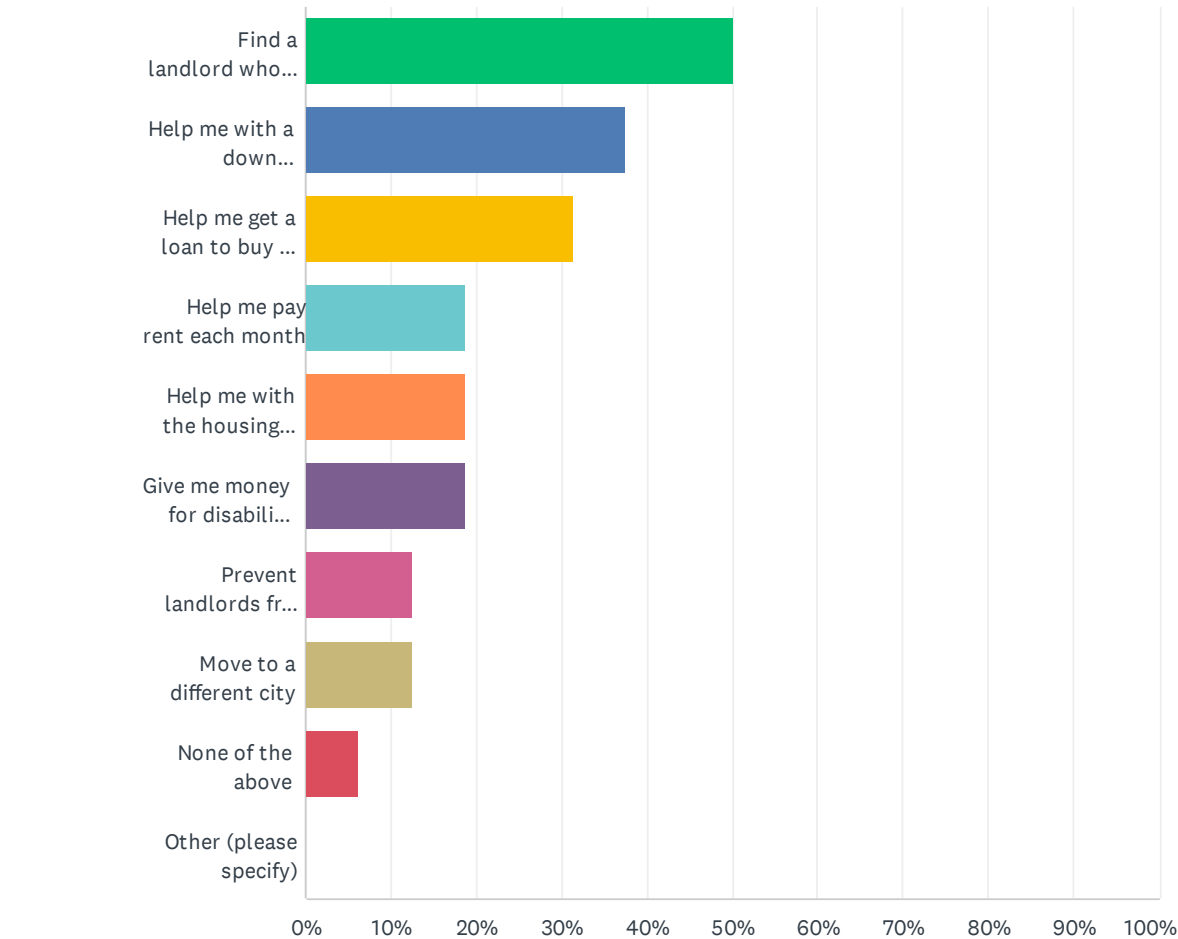


San Mateo County Fair Housing Survey

ANSWER CHOICES	RESPONSES	
Supportive services to help maintain housing (paying rent on time, completing paperwork, submitting documents, finding and applying for resources, etc.)	100.00%	1
Grab bars in bathroom or bench in shower	0.00%	0
Wider doorways	0.00%	0
Ramps	0.00%	0
Fire alarm/doorbell made accessible for person with hearing disability/deaf	0.00%	0
Better navigation for person who is blind	0.00%	0
Alarm to notify if a non-verbal child leaves the home	0.00%	0
Reserved accessible parking spot by entrance	0.00%	0
Service or emotional support animal allowed in apartment/home	0.00%	0
Fewer restrictions/more freedom	0.00%	0
More private space in the facility in which I live	0.00%	0
Would like to live alone (not with a roommate)	0.00%	0
Other (please specify)	0.00%	0
Total Respondents: 1		

Q25 Improve your housing security?

Answered: 16 Skipped: 1



San Mateo County Fair Housing Survey

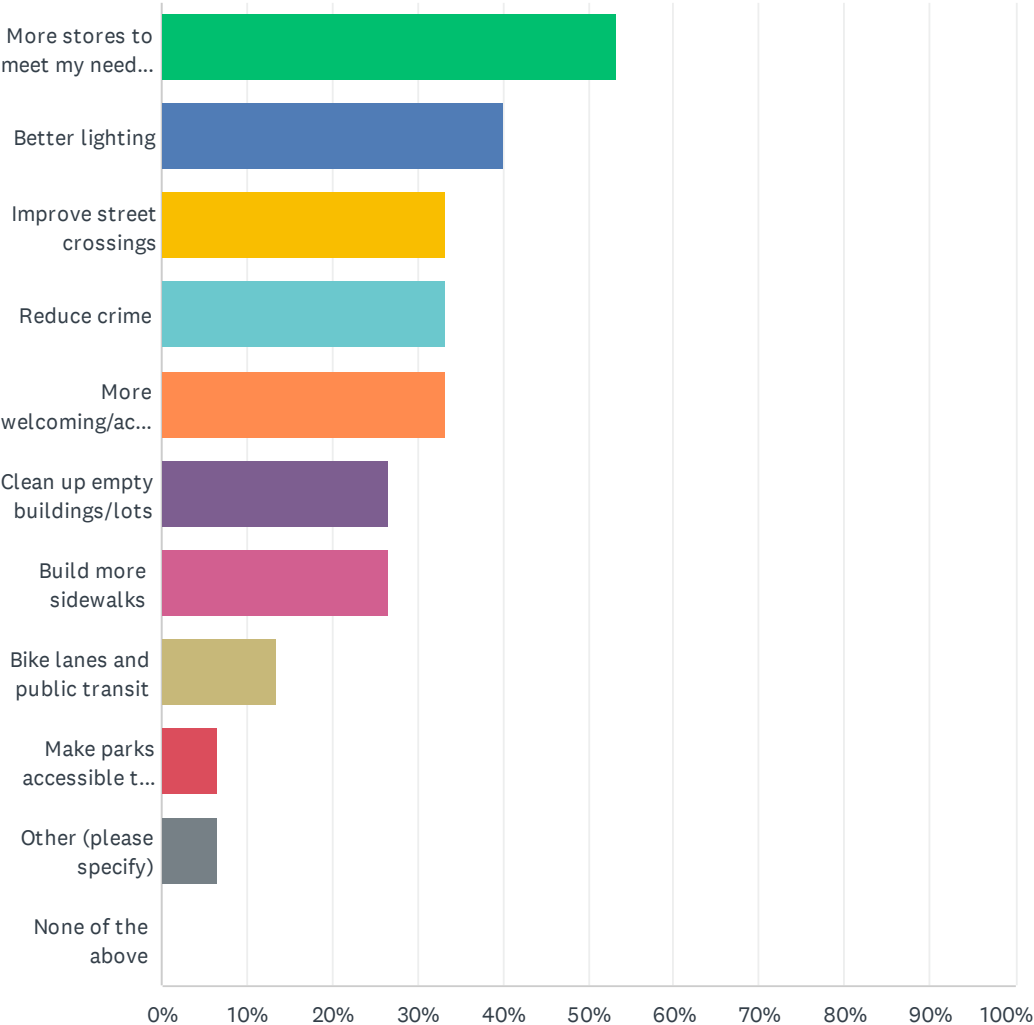
ANSWER CHOICES	RESPONSES	
Find a landlord who accepts Section 8	50.00%	8
Help me with a down payment/purchase	37.50%	6
Help me get a loan to buy a house	31.25%	5
Help me pay rent each month	18.75%	3
Help me with the housing search	18.75%	3
Give me money for disability accommodation	18.75%	3
Prevent landlords from evicting me for no reason	12.50%	2
Move to a different city	12.50%	2
None of the above	6.25%	1
Other (please specify)	0.00%	0
Total Respondents: 16		

Q26 If move to a different city, please specify:

Answered: 1 Skipped: 16

Q27 Improve your neighborhood

Answered: 15 Skipped: 2

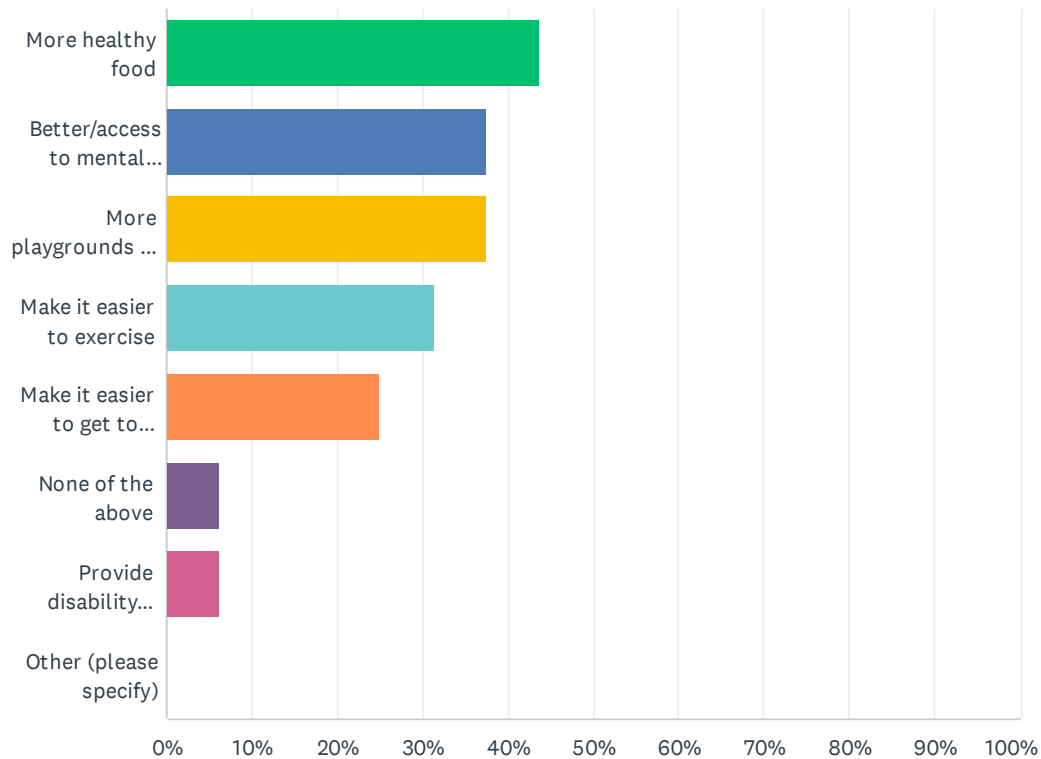


San Mateo County Fair Housing Survey

ANSWER CHOICES	RESPONSES	
More stores to meet my needs (grocery, pharmacy, etc.)	53.33%	8
Better lighting	40.00%	6
Improve street crossings	33.33%	5
Reduce crime	33.33%	5
More welcoming/accepting neighbors	33.33%	5
Clean up empty buildings/lots	26.67%	4
Build more sidewalks	26.67%	4
Bike lanes and public transit	13.33%	2
Make parks accessible to disabled residents	6.67%	1
Other (please specify)	6.67%	1
None of the above	0.00%	0
Total Respondents: 15		

Q28 Improve your health

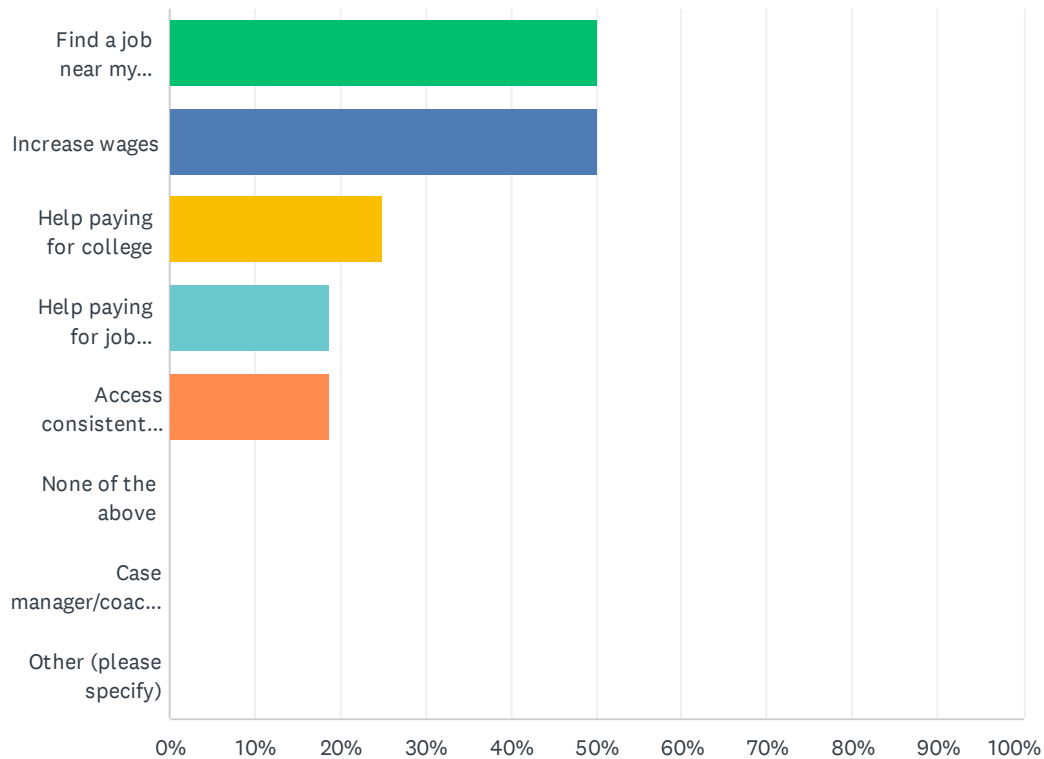
Answered: 16 Skipped: 1



ANSWER CHOICES	RESPONSES	
More healthy food	43.75%	7
Better/access to mental health care	37.50%	6
More playgrounds for children	37.50%	6
Make it easier to exercise	31.25%	5
Make it easier to get to health clinics	25.00%	4
None of the above	6.25%	1
Provide disability access to parks/outdoors	6.25%	1
Other (please specify)	0.00%	0
Total Respondents: 16		

Q29 Improve your job situation

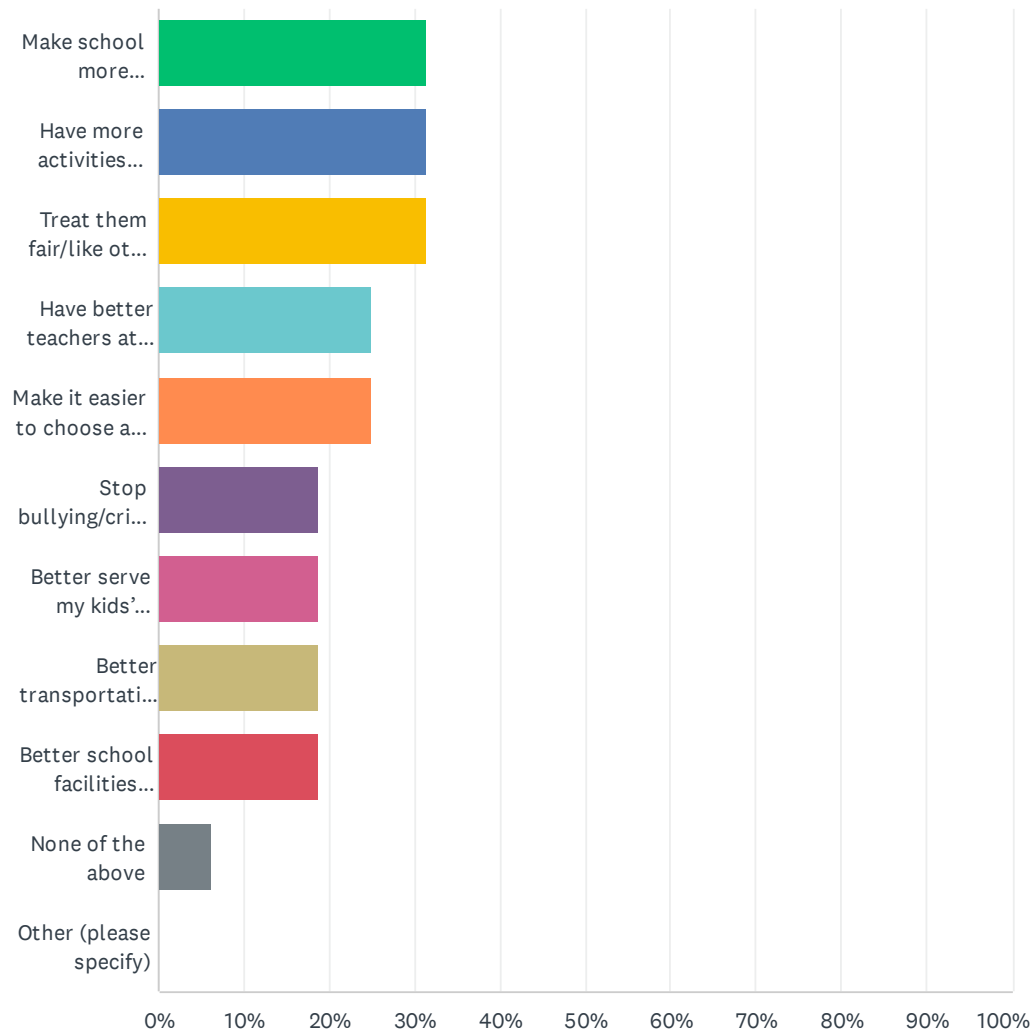
Answered: 16 Skipped: 1



ANSWER CHOICES	RESPONSES	
Find a job near my apartment/house	50.00%	8
Increase wages	50.00%	8
Help paying for college	25.00%	4
Help paying for job training	18.75%	3
Access consistent childcare	18.75%	3
None of the above	0.00%	0
Case manager/coach to help me find the right the job	0.00%	0
Other (please specify)	0.00%	0
Total Respondents: 16		

Q30 Improve your children’s education

Answered: 16 Skipped: 1

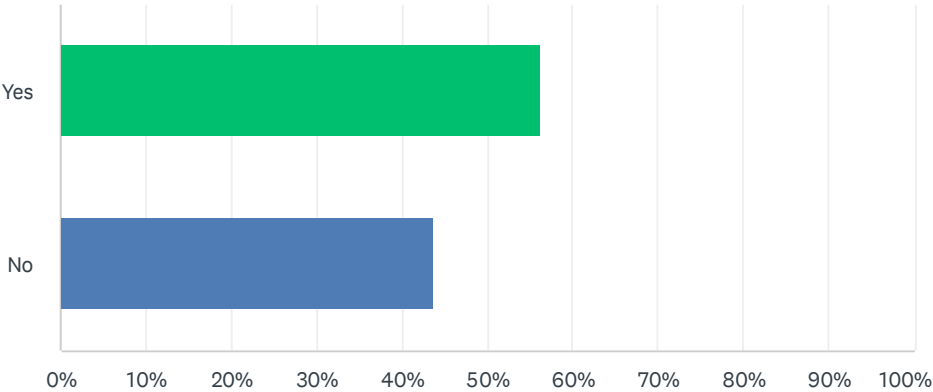


San Mateo County Fair Housing Survey

ANSWER CHOICES	RESPONSES	
Make school more challenging;	31.25%	5
Have more activities afterschool;	31.25%	5
Treat them fair/like other kids;	31.25%	5
Have better teachers at their school;	25.00%	4
Make it easier to choose a different school;	25.00%	4
Stop bullying/crime/drug use at school;	18.75%	3
Better serve my kids' special needs;	18.75%	3
Better transportation to school;	18.75%	3
Better school facilities (building quality, playgrounds, etc.)	18.75%	3
None of the above	6.25%	1
Other (please specify)	0.00%	0
Total Respondents: 16		

Q31 Have you or anyone you know been discriminated against when you looking for housing in San Mateo County?

Answered: 16 Skipped: 1



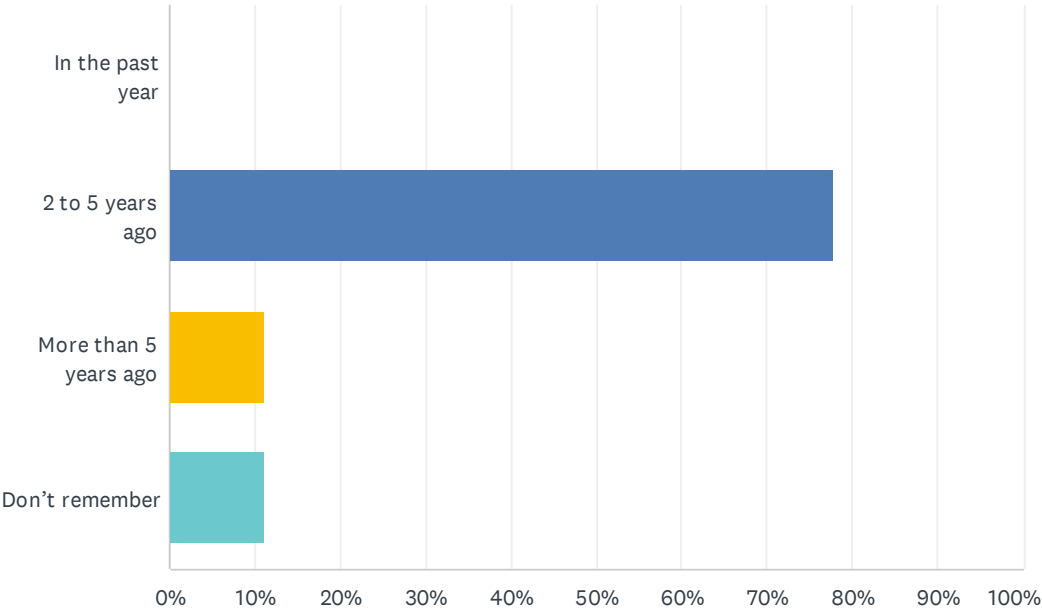
ANSWER CHOICES	RESPONSES	
Yes	56.25%	9
No	43.75%	7
TOTAL		16

Q32 If yes, what was the reason you/they felt discriminated against?

Answered: 3 Skipped: 14

Q33 If yes, when did the most recent instance of housing discrimination occur?

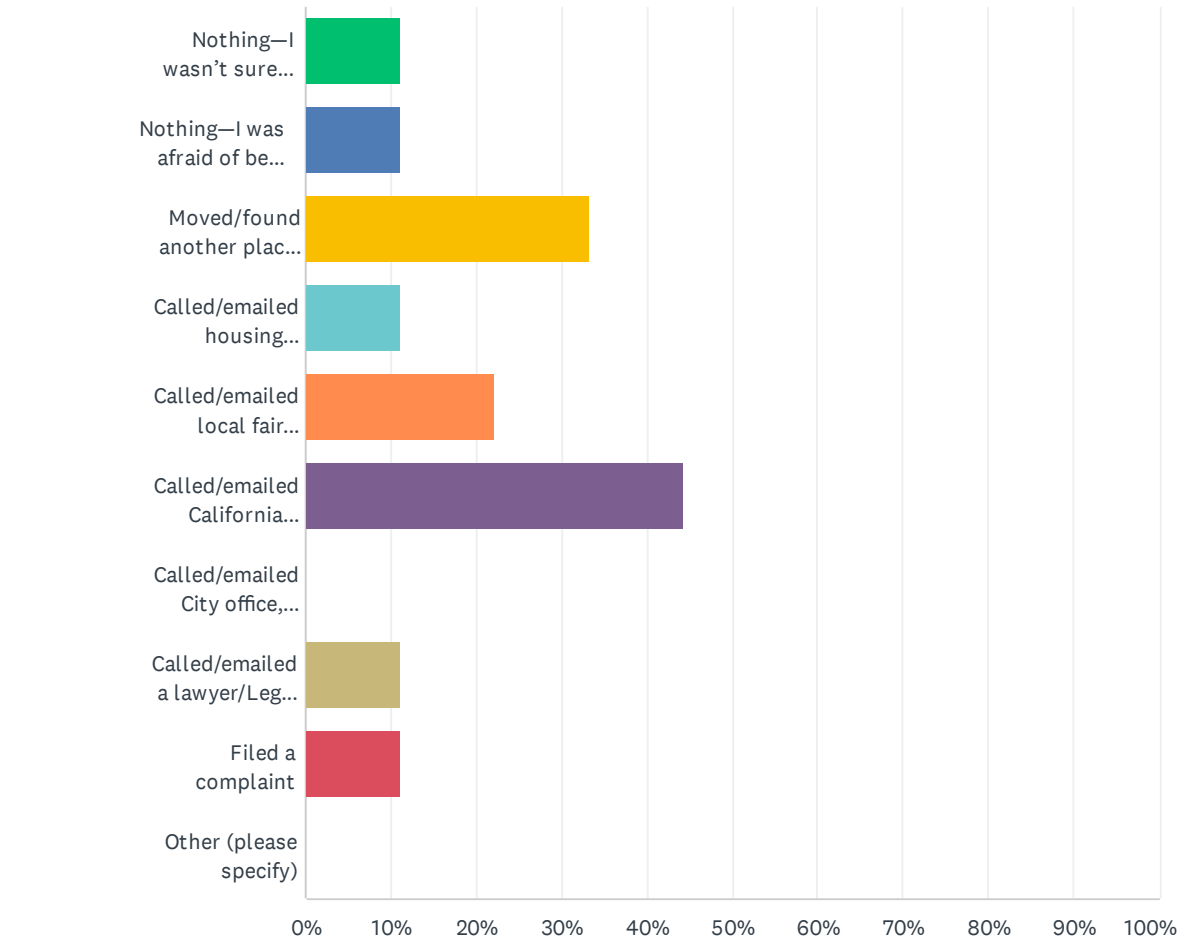
Answered: 9 Skipped: 8



ANSWER CHOICES	RESPONSES	
In the past year	0.00%	0
2 to 5 years ago	77.78%	7
More than 5 years ago	11.11%	1
Don't remember	11.11%	1
TOTAL		9

Q34 What did you/they do about the discrimination? Check all that apply

Answered: 9 Skipped: 8

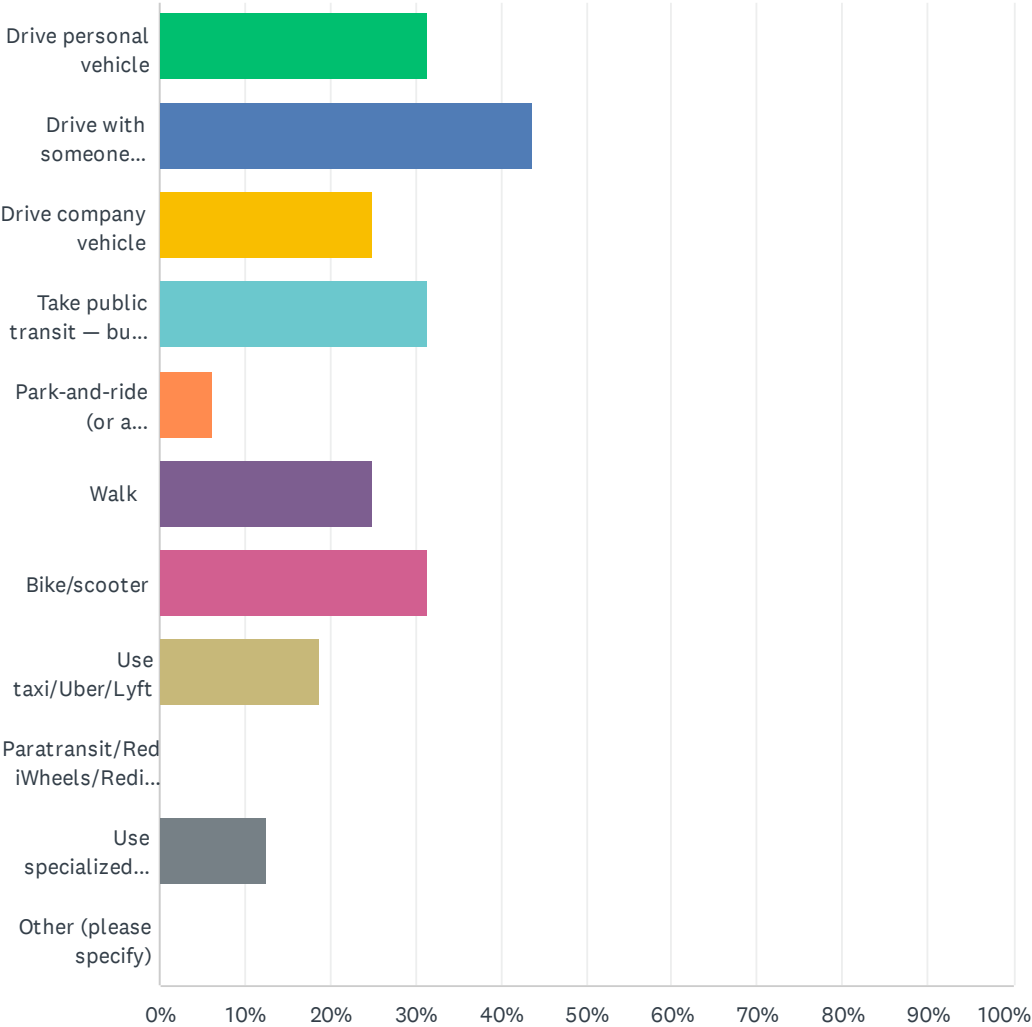


San Mateo County Fair Housing Survey

ANSWER CHOICES	RESPONSES	
Nothing—I wasn't sure what to do	11.11%	1
Nothing—I was afraid of being evicted/harassed	11.11%	1
Moved/found another place to live	33.33%	3
Called/emailed housing authority	11.11%	1
Called/emailed local fair housing organization	22.22%	2
Called/emailed California Department of Housing/Civil Rights	44.44%	4
Called/emailed City office, County office, or human rights department/agency	0.00%	0
Called/emailed a lawyer/Legal Aid/ACLU	11.11%	1
Filed a complaint	11.11%	1
Other (please specify)	0.00%	0
Total Respondents: 9		

Q35 Which type(s) of transportation do you use most often? Select up to three.

Answered: 16 Skipped: 1

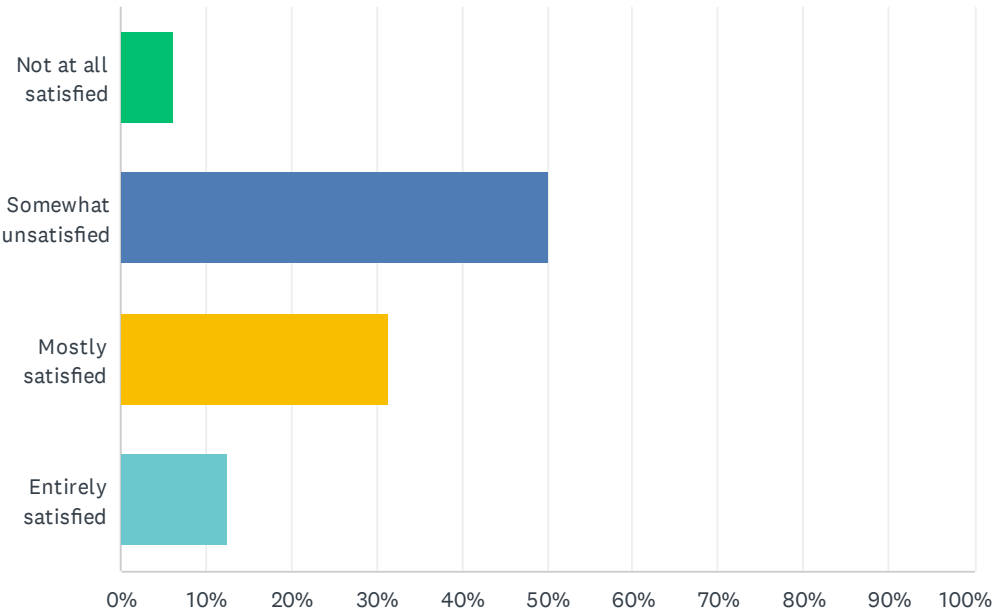


San Mateo County Fair Housing Survey

ANSWER CHOICES	RESPONSES	
Drive personal vehicle	31.25%	5
Drive with someone else/get a ride with someone else	43.75%	7
Drive company vehicle	25.00%	4
Take public transit — bus, light rail	31.25%	5
Park-and-ride (or a combination of personal vehicle and public transit)	6.25%	1
Walk	25.00%	4
Bike/scooter	31.25%	5
Use taxi/Uber/Lyft	18.75%	3
Paratransit/RediWheels/RediCoast	0.00%	0
Use specialized transportation service from the senior center	12.50%	2
Other (please specify)	0.00%	0
Total Respondents: 16		

Q36 Are you satisfied with your current transportation options?

Answered: 16 Skipped: 1



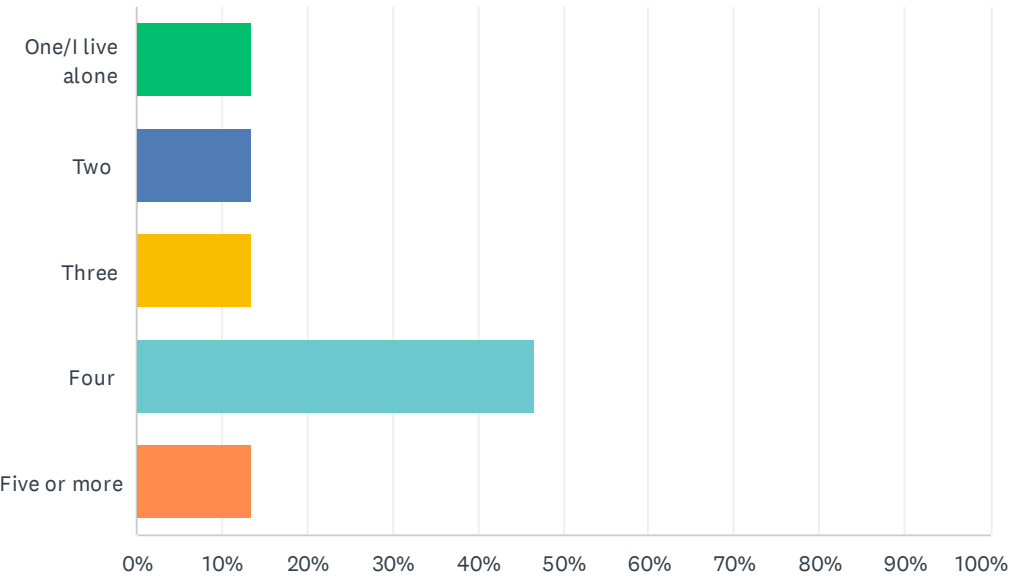
ANSWER CHOICES	RESPONSES	
Not at all satisfied	6.25%	1
Somewhat unsatisfied	50.00%	8
Mostly satisfied	31.25%	5
Entirely satisfied	12.50%	2
TOTAL		16

Q37 If unsatisfied, what could be done to improve transportation options?

Answered: 3 Skipped: 14

Q38 How many people, including you, currently live in the household?

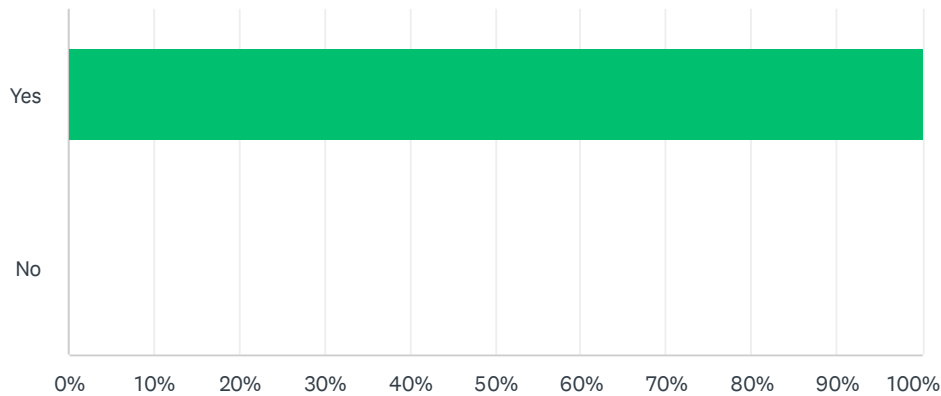
Answered: 15 Skipped: 2



ANSWER CHOICES	RESPONSES	
One/I live alone	13.33%	2
Two	13.33%	2
Three	13.33%	2
Four	46.67%	7
Five or more	13.33%	2
TOTAL		15

Q39 Do you have any children under age 18 currently living in your home?

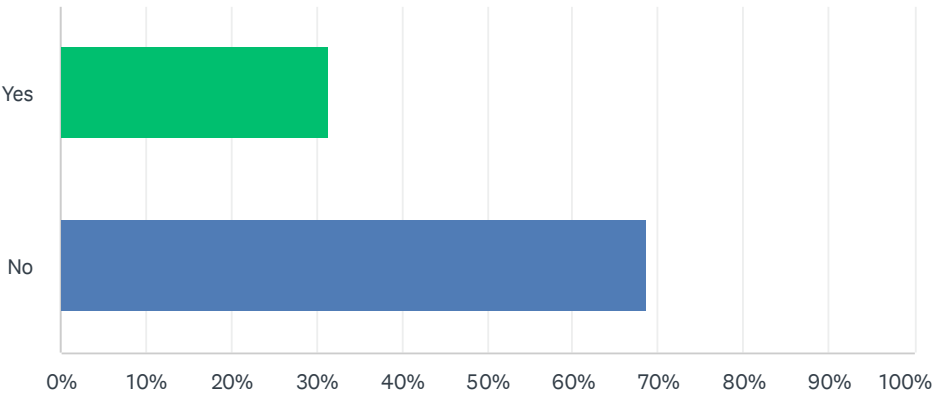
Answered: 16 Skipped: 1



ANSWER CHOICES		RESPONSES	
Yes		100.00%	16
No		0.00%	0
TOTAL			16

Q40 Are you a single parent?

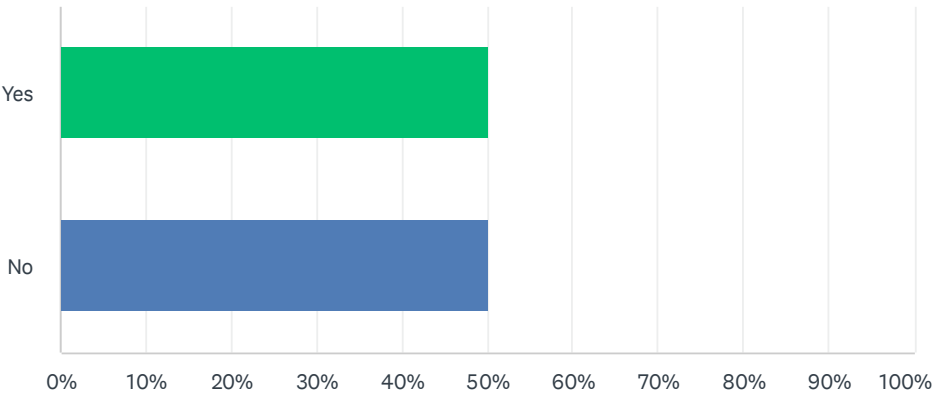
Answered: 16 Skipped: 1



ANSWER CHOICES	RESPONSES	
Yes	31.25%	5
No	68.75%	11
TOTAL		16

Q41 Are you or anyone in your household over age 65?

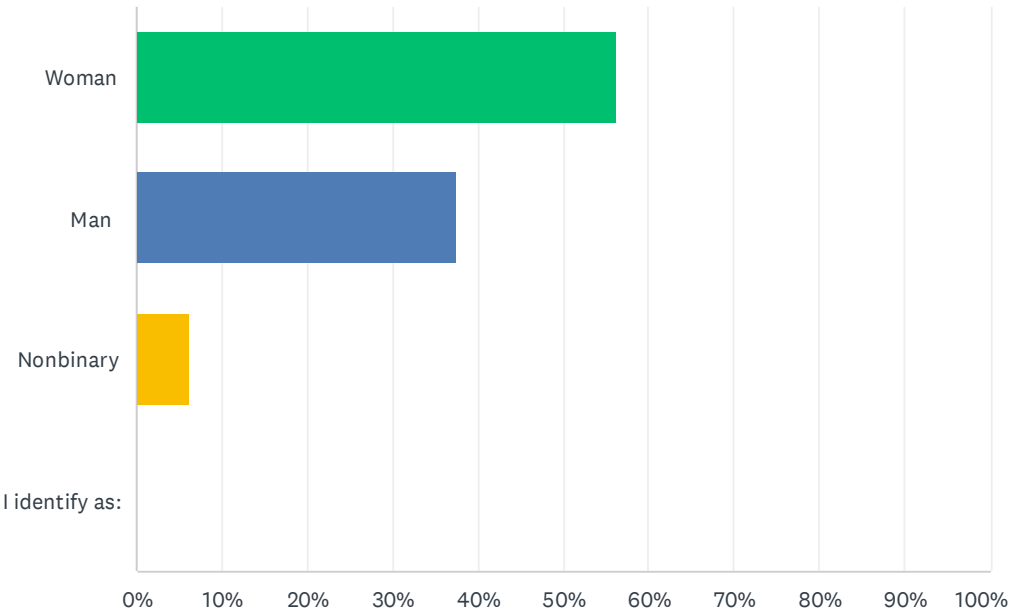
Answered: 16 Skipped: 1



ANSWER CHOICES		RESPONSES	
Yes		50.00%	8
No		50.00%	8
TOTAL			16

Q42 What is your gender?

Answered: 16 Skipped: 1

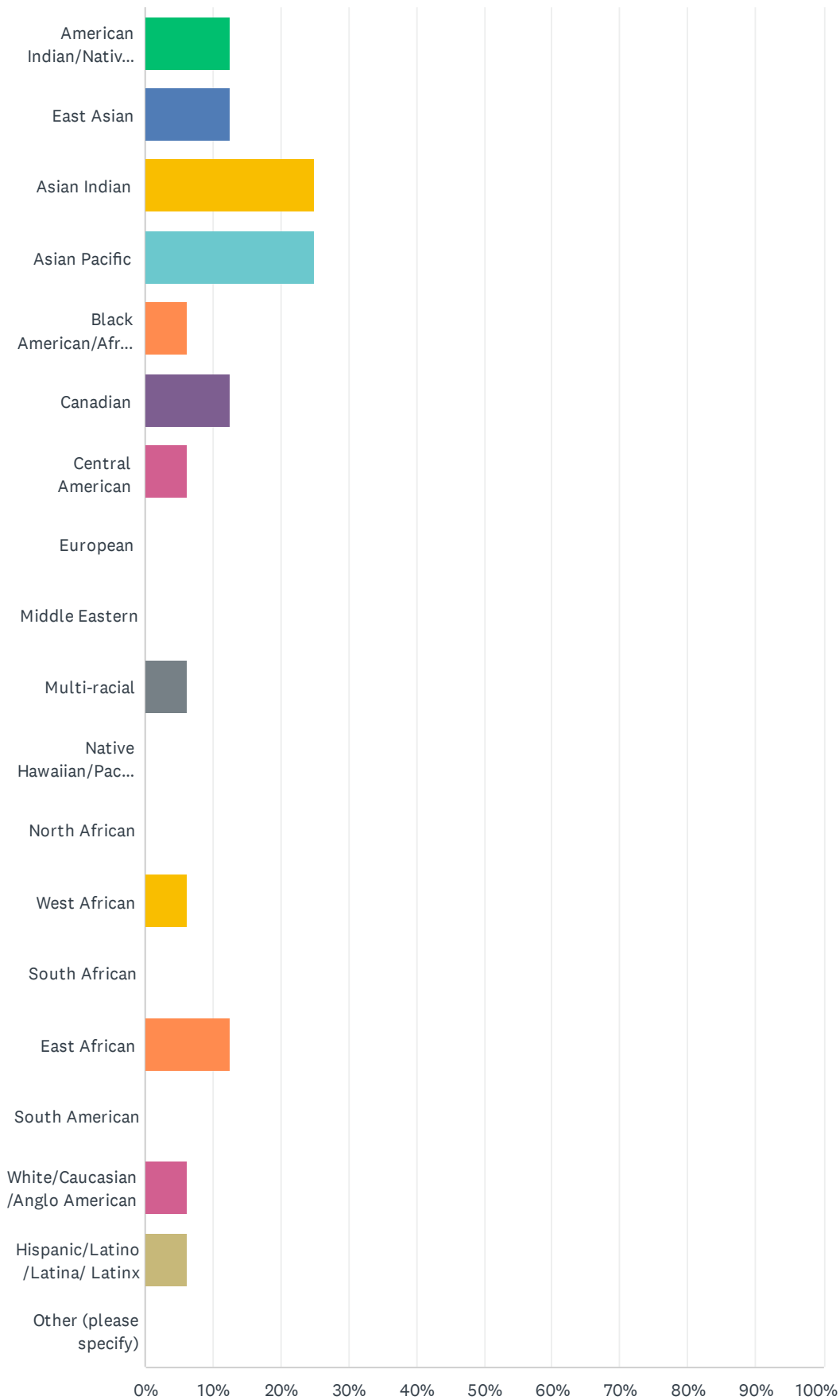


ANSWER CHOICES	RESPONSES	
Woman	56.25%	9
Man	37.50%	6
Nonbinary	6.25%	1
I identify as:	0.00%	0
TOTAL		16

Q43 Of which racial, ethnic or cultural group do you consider yourself a member? Check all that apply.

Answered: 16 Skipped: 1

San Mateo County Fair Housing Survey

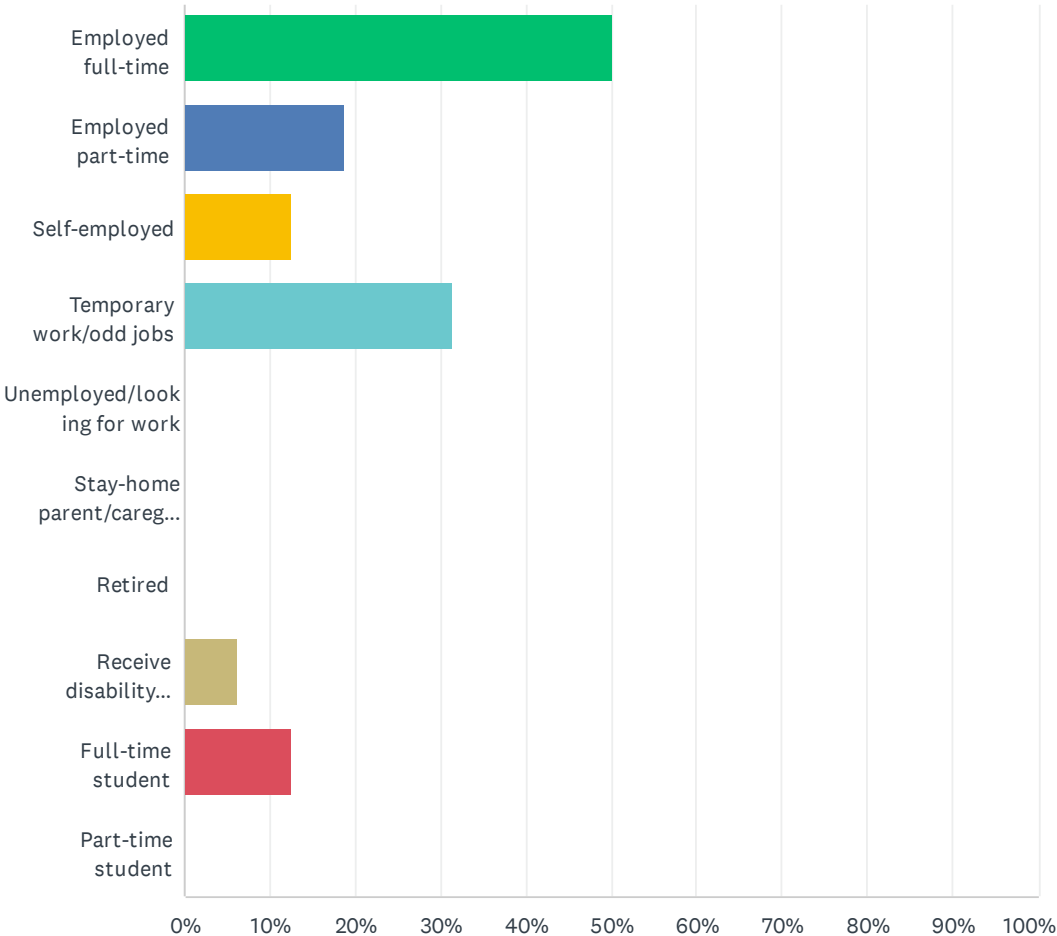


San Mateo County Fair Housing Survey

ANSWER CHOICES	RESPONSES	
American Indian/Native American	12.50%	2
East Asian	12.50%	2
Asian Indian	25.00%	4
Asian Pacific	25.00%	4
Black American/African American	6.25%	1
Canadian	12.50%	2
Central American	6.25%	1
European	0.00%	0
Middle Eastern	0.00%	0
Multi-racial	6.25%	1
Native Hawaiian/Pacific Islander	0.00%	0
North African	0.00%	0
West African	6.25%	1
South African	0.00%	0
East African	12.50%	2
South American	0.00%	0
White/Caucasian/Anglo American	6.25%	1
Hispanic/Latino/Latina/ Latinx	6.25%	1
Other (please specify)	0.00%	0
Total Respondents: 16		

Q44 Which of the following best describes your current employment status?

Answered: 16 Skipped: 1

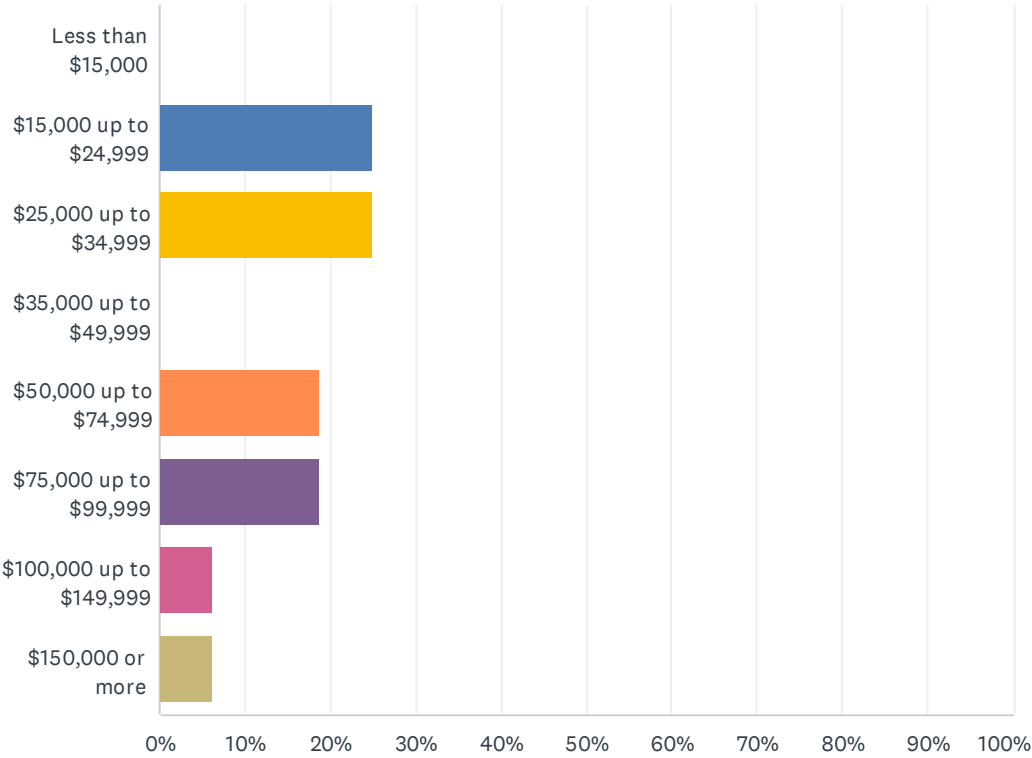


San Mateo County Fair Housing Survey

ANSWER CHOICES	RESPONSES	
Employed full-time	50.00%	8
Employed part-time	18.75%	3
Self-employed	12.50%	2
Temporary work/odd jobs	31.25%	5
Unemployed/looking for work	0.00%	0
Stay-home parent/caregiver	0.00%	0
Retired	0.00%	0
Receive disability benefits	6.25%	1
Full-time student	12.50%	2
Part-time student	0.00%	0
Total Respondents: 16		

Q45 Into what category does your total household income fall?

Answered: 16 Skipped: 1



ANSWER CHOICES	RESPONSES	
Less than \$15,000	0.00%	0
\$15,000 up to \$24,999	25.00%	4
\$25,000 up to \$34,999	25.00%	4
\$35,000 up to \$49,999	0.00%	0
\$50,000 up to \$74,999	18.75%	3
\$75,000 up to \$99,999	18.75%	3
\$100,000 up to \$149,999	6.25%	1
\$150,000 or more	6.25%	1
TOTAL		16

Q46 If you would like to be entered to win the \$100 Visa gift card, please provide your first name and phone and/or email address. Your contact information will be kept strictly confidential and will not be added to any list for marketing or other purposes.

Answered: 16 Skipped: 1

ANSWER CHOICES	RESPONSES	
First name:	100.00%	16
Phone:	87.50%	14
Email:	93.75%	15