



EAST ELEVATION
NOT TO SCALE



SOUTH ELEVATION
NOT TO SCALE



NORTH ELEVATION
NOT TO SCALE

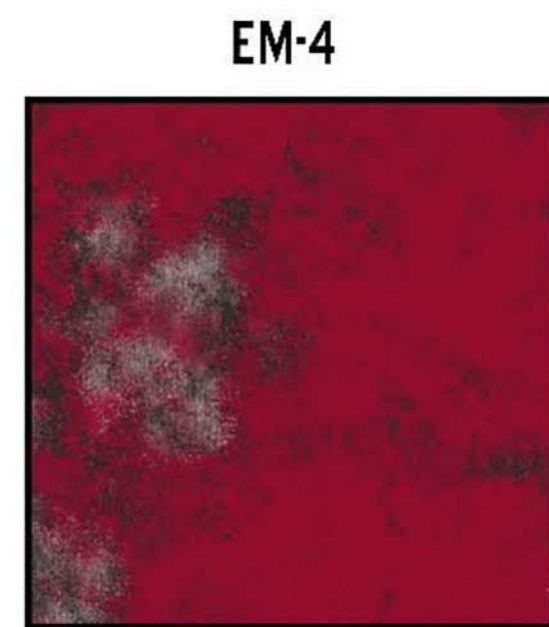


WEST ELEVATION
NOT TO SCALE


MATERIAL FINISHES




EM-3
POWDER COATED STEEL MATTE
BLACK FINISH




EM-4
RECLAIMED METAL PANEL:
VINTAGE CAR HOOD
OCCURS AT FACE OF THE
"I" ELEMENT ONLY




EWF-1
BELDEN NORMAN BRICK MASONRY
MEDIUM RANGE, SMOOTH, IRON
SPOT. MORTAR TO MATCH
SOLOMON PRODUCTS IO H.
WEATHERED HORIZONTAL STRIKE.
VERTICAL JOINTS ARE FLUSH




EWF-2
"SW 7669 SUMMIT GRAY" PORTLAND
CEMENT STUCCO



EWF-4
BORAL: "ALAMO" QUEEN BRICK,
MORTAR TO MATCH SOLOMON
PRODUCTS IO H, LIGHT BUFF
SACK RUB FINISH.



EWF-5
"132 MOUNTAIN FOG" PORTLAND
CEMENT STUCCO



EWF-6
"456 OYSTER SHELL"
CEMENT STUCCO



EWS-2
ALUMINUM STOREFRONT SYSTEM
FINISH: ANODIZED BLACK

