



**CITY OF CORNING
CITY COUNCIL MEETING AGENDA
TUESDAY, NOVEMBER 14, 2023
CITY COUNCIL CHAMBERS
794 THIRD STREET**

This is an Equal Opportunity Program; Federal Law prohibits discrimination. Complaints of discrimination may be filed with the Secretary of Agriculture, Washington, D.C. 20250.

In compliance with the Americans with Disabilities Act and Title VI. If you need special assistance or translation services to participate in this meeting, please contact the City Clerk's Office at 530/824-7033 or via email at llinnet@corning.org. Notification in advance of the meeting will enable the City to make reasonable arrangements to ensure accessibility to this meeting.

A. CALL TO ORDER: 6:30 p.m.

B. ROLL CALL:

Council: Dave Demo
Jose "Chuy" Valerio
Shelly Hargens
Lisa Lomeli
Mayor: Robert Snow

C. PLEDGE OF ALLEGIANCE: Led by the City Manager.

D. INVOCATION: Led by Councilor Hargens.

E. PROCLAMATIONS, RECOGNITIONS, APPOINTMENTS, AND PRESENTATIONS:

F. PUBLIC COMMENTS AND BUSINESS FROM THE FLOOR:

G. CONSENT AGENDA: It is recommended that items listed on the Consent Agenda be acted on simultaneously unless a Councilmember or members of the audience request separate discussion and/or action.

1. Waive reading, except by title, of any Ordinance under consideration at this meeting for either introduction or passage, per Government Code Section 36934.
2. Approve the Minutes of the October 24, 2023 City Council Closed Session and Regular Meetings with any necessary corrections.
3. November 9, 2023 Claim Warrant in the amount of \$584,661.28.
4. November 9, 2023 Business License Report.
5. October 2023 Wages & Salaries: \$392,461.97.
6. October 2023 Treasurer's Report.
7. October 2023 Building Permit Valuation Report in the amount of \$534,145.
8. October 2023 City of Corning Wastewater Operations Summary Report.
9. Accept Notice of Completion and authorize release of Retention Funds in the amount of \$23,159.20 to Pavement Coatings Co. for the Jennigs Heights Subdivision Road Maintenance & Rehabilitation Project.
10. Adopt Resolution 11-14-2024-01 authorizing the submittal of applications to the Department of Resources Recycling and Recovery Beverage Container Recycling City/County Payment Program and related authorizations.
11. Approve cancellation of the December 26, 2023 City Council Meeting.
12. Authorize payment of Invoice #4 to Builder Solutions, Inc. in the amount of \$53,460.94 for the West Street School Connectivity Project.
13. Authorize payment of Invoice #4 to Builder Solutions, Inc. in the amount of \$83,410.88 for the Olive View School Connectivity Project.

H. ITEMS REMOVED FROM THE CONSENT AGENDA:

I. PUBLIC HEARINGS AND MEETINGS:

J. REGULAR AGENDA:

14. Award 3-year City-Wide Pest Control Services Bid Contract to Hunter's Services, Inc. in the amount of \$11,500/yr. and authorize staff to execute contract.
15. Award 3-year City-Wide Weed Control Services Bid Contract to Hunters Services, Inc. in the amount of \$7,749/yr. and authorize staff to execute contract.
16. Request approval for the Alcohol Policy for rentals at Rodgers Theater.
17. Approve the design and site plan for the Corning City Plaza and Recreation Center.

K. ITEMS PLACED ON THE AGENDA FROM THE FLOOR:

L. COMMUNICATIONS, CORRESPONDENCE, AND INFORMATION:

- M. REPORTS FROM MAYOR AND COUNCIL MEMBERS:** City Councilmembers will report on attendance at conferences/meetings reimbursed at City expense (Requirement of Assembly Bill 1234).

Demo:

Valerio:

Hargens:

Lomeli:

Snow:

N. ADJOURNMENT:

POSTED: THURSDAY, NOVEMBER 9, 2023



CITY OF CORNING
CITY COUNCIL
CLOSED SESSION MINUTES
TUESDAY, OCTOBER 24, 2023
CITY COUNCIL CHAMBERS
794 THIRD STREET

A. CALL TO ORDER: 6:15 p.m.

B. ROLL CALL:

Council: Dave Demo
Jose "Chuy" Valerio
Shelly Hargens
Lisa Lomeli
Mayor: Robert Snow

All members of the City Council were present.

C. PUBLIC COMMENTS:

D. REGULAR AGENDA:

- 1. Public Employment (Pursuant to Government Code § 54957)
Title: City Manager

E. ADJOURN TO REGULARLY SCHEDULED CITY COUNCIL MEETING AND REPORT ON CLOSED SESSION: 6:30 p.m. Mayor Snow reported that there were no reportable actions.



CITY OF CORNING
CITY COUNCIL MEETING MINUTES
TUESDAY, OCTOBER 24, 2023
CITY COUNCIL CHAMBERS
794 THIRD STREET

A. CALL TO ORDER: 6:30 p.m.

B. ROLL CALL:

Council: Dave Demo
Jose "Chuy" Valerio
Shelly Hargens
Lisa Lomeli
Mayor: Robert Snow

All members of the City Council were present.

C. PLEDGE OF ALLEGIANCE: Led by the City Manager.

D. INVOCATION: Led by Councilwoman Shelly Hargens.

E. PROCLAMATIONS, RECOGNITIONS, APPOINTMENTS, PRESENTATIONS:

F. PUBLIC COMMENTS AND BUSINESS FROM THE FLOOR:

A member of the audience asked the process for getting something on the Agenda...she was advised to contact the City Clerk via email. Councilor Demo and Mayor Snow also thanked the Police Department and Sgt. Bassett who has taken on additional duties and put off his retirement to serve the City. City Manager Mesker also commended Sgt. Bassett and the Police Department Staff for their outstanding service to the community.

Sgt. Craig Bassett: Commended the Corning Police Department and Corning Police Department Dispatch for their diligence and service to the Community. Sgt. Bassett stated that over the past two months, the department has handled a total of 2,254 incidents. He stated that Dispatch is the first to handle the calls. -

G. CONSENT AGENDA: It is recommended that items listed on the Consent Agenda be acted on simultaneously unless a Councilmember or members of the audience request separate discussion and/or action.

1. **Waive reading, except by title, of any Ordinance under consideration at this meeting for either introduction or passage, per Government Code Section 36934.**
2. **Waive the reading and approve Minutes of the October 10, 2024 City Council Closed Session and Regular Meeting with any necessary corrections.**
3. **October 19, 2023 Claim Warrant in the amount of \$345,191.56.**
4. **October 19, 2023 Business License Report.**
5. **Approve appointment of Brooke Smith to the City's Planning Commission.**

Mayor Snow requested to pull Item 5 from the Consent Agenda for standalone discussion and vote.

Councilor Valerio moved to approve Consent Items 1-4; Councilor Hargens seconded the motion. **Ayes: Snow, Demo, Hargens, Valerio, and Lomeli. Absent/Abstain/Opposed: None. Motion was approved by a 5-0 vote.**

H. ITEMS REMOVED FROM THE CONSENT AGENDA:

5. **Approve appointment of Brooke Smith to the City's Planning Commission.**

Councilor Hargens stated she would be abstaining from discussion and vote on this item and the next and left the room at 6:40 pm. Following discussion, Councilor Snow moved to appoint Brooke Smith to the Planning Commission effective immediately to fill the vacancy created by the resignation of Brant Mesker. Councilor Demo seconded the motion. **Ayes: Snow, Demo, Valerio, and Lomeli. Abstain: Hargens. Absent/Opposed: None. Motion was approved by a 4-0 vote with Hargens abstaining.**

I. **PUBLIC HEARINGS AND MEETINGS:** None.

J. REGULAR AGENDA:

6. **Consider selection for Brant Mesker's replacement on the City's Proposition 68 Recreation Center and City Plaza Design ADHOC Committee.**

Councilor Hargens remained out of the room for discussion and vote on this item. This item was presented by City Manager Brant Mesker. Following some discussion, Councilor Demo moved to appoint Brooke Smith as the Community Member to replace Brant Mesker on the City's Proposition 68 Recreation Center and City Plaza Design AdHoc Committee. Councilor Valerio seconded the motion. **Ayes: Snow, Demo, Hargens, Valerio, and Lomeli. Absent/Abstain/Opposed: None. Motion was approved by a 4-0 vote with Hagens abstaining. Councilor Hargens reentered the meeting at 6:45 p.m.**

7. **Approve "Letter of Authorization" for the submittal of an application to the Department of Resources Recycling and Recovery (CalRecycle) Senate Bill 1383 Local Assistance Grant Program.**

Presented by City Manager Brant Mesker. Paul Frend from the Tehama County Sanitary Landfill was present to explain that the previous letter had the former City Manager's signature and what is proposed is to update that with the new City Managers name and signature.

Councilor Demo moved to approve the "Letter of Authorization" for the submittal of an application to the Department of Resources Recycling and Recovery SB 1383 Local Assistance Grant Program and authorize the City Manager to sign the Letter on behalf of the City. Councilor Valerio seconded the motion. **Ayes: Snow, Demo, Hargens, Valerio, and Lomeli. Absent/Abstain/Opposed: None. Motion was approved by a 5-0 vote.**

8. **Adopt Resolution 10-24-2023-01, a Resolution finding that the issuance of a Liquor license to Jaime Lopez for his business at 1223 Solano Street is a "Public Convenience or Necessity".**

Presented by Planner II Chrissy Meeds and City Attorney Collin Bogener who explained the process for determining "Public Convenience or necessity" as a tool for local governments that directly ties them into the State liquor licensing process. Current State law limits the issuance of new licenses in geographical regions defined as high crime areas, or areas of "undue concentration" of retail alcohol outlets (Corning's situation). However, the law also states these restrictions can be avoided in specified circumstances when the State's Department of Alcoholic

Beverage Control (ABC), or the local jurisdiction, makes a determination that the applicant license proves that the proposed outlet services "public convenience or necessity".

Councilor Hargens moved to approve; Councilor Valerio seconded the motion. **Ayes: Snow, Demo, Hargens, Valerio, and Lomeli. Absent/Abstain/Opposed: None. Motion was approved by a 5-0 vote.**

9. Authorize City Staff to assume operations and rental scheduling for the Rodgers Theater and approve new Rental Policy, Rental Agreement, and proposed new Rental Fees.

An audience member addressed the Council asked if the Theater would ever be reopened as a full Movie Theater again; Mayor Snow provided a brief history of the building since the city accepted the Theater from the Rodgers Estate and stated no, not at this time. Recreation Coordinator/Planner II Chrissy Meeds then presented this item.

Following discussion, Councilor Snow moved to authorize City Staff to assume operations and rental scheduling for Rodgers Theater and for Staff to revise the Rental Agreement and proposed rental fees to be brought back to Council for review and approval. Councilor Hargens seconded the motion. **Ayes: Snow, Demo, Hargens, Valerio, and Lomeli. Absent/Abstain/Opposed: None. Motion was approved by a 5-0 vote.**

10. Approve proposed Police Officer Lateral Stipend Conditions and Agreement for a \$25,000 Lateral Stipend for two Police Officer positions.

Presented by City Manager Brant Mesker and Sgt. Bassett. In closing, Sgt. Bassett stated that he would like to commend the members of the Corning Police Department for their service to the community. He elaborated by stating that over the past two months they have handled a total of 2,254 incidents, all of which Police Dispatch are the first point of contact. The Officers have had over 1,200 calls for service, over 200 traffic stops, 47 felony and misdemeanor arrests, and have issued 82 citations. He also reported on a recent occurrence that took place on 9/29 in which shots were fired at two juvenile boys walking home from a dance at Maywood School; within three hours officers tracked down the suspect and he was arrested. At that time the weapon had not been located, however the following day, different officers located the weapon involved and arrested the male subject in possession. He thanked every member of the Corning Police Department, including Administrative Secretary Jennifer Smith, for the exceptional job they have been doing over the last two months. He stated that his staff has gone beyond the routine call of duty. He ended with the quote: "True police officers fight, not because they hate what's in front of them... but because they love who stands behind them." He stated that this statement just doesn't pertain to the officers, but the entire community of Corning because we know our community stands behind us and that is greatly appreciated.

Councilor Demo moved to approve the proposed police officer lateral stipend Conditions and Agreement for employment of two (2) lateral Police Officers; approve proposed \$25,000 lateral police officer stipend to be paid as outlined in the proposed Conditions and Agreement; and authorize the City Attorney to make changes to each Agreement based on potential individual issues that may arise. Councilor Hargens seconded the motion. **Ayes: Snow, Demo, Hargens, Valerio, and Lomeli. Absent/Abstain/Opposed: None. Motion was approved by a 5-0 vote.**

K. ITEMS PLACED ON THE AGENDA FROM THE FLOOR: None

L. COMMUNICATIONS, CORRESPONDENCE, AND INFORMATION: None.

M. REPORTS FROM MAYOR AND COUNCIL MEMBERS: City Councilmembers will report on attendance at conferences/meetings reimbursed at City expense (Requirement of Assembly Bill 1234).

Demo: The Tehama County Transportation Commission Meeting was cancelled.

Valerio: Announced that November 9th is Corning in the Evening at Rolling Hills Casino and also provided information on other upcoming Chamber events.

Hargens: Nothing.

Lomeli: Reported on her attendance at a Lyft Meeting in Red Bluff. She also announced the Truck or Treat Event at Northside Park to be held on October 28th. She also stated that she attended the Ribbon cutting at Northside Park.

Snow: Nothing.

N. ADJOURNMENT: 7:28 p.m.

Lisa M. Linnet, City Clerk



MEMORANDUM

TO: HONORABLE MAYOR AND COUNCIL MEMBERS

FROM: LORI SIMS
ACCOUNTING TECHNICIAN

DATE: November 8, 2023

SUBJECT: Cash Disbursement Detail Report for the
Tuesday November 14, 2023 Council Meeting

PROPOSED CASH DISBURSEMENTS FOR YOUR APPROVAL CONSIST OF THE FOLLOWING:

A.	Cash Disbursements	Ending 10-31-23	\$	32,854.31
B.	Payroll Disbursements	Ending 10-27-23	\$	125,147.21
C.	Cash Disbursements	Ending 11-08-23	\$	348,865.71
D.	Payroll Disbursements	Ending 11-02-23	\$	77,794.05

GRAND TOTAL \$ 584,661.28

REPORT.: Oct 31 23 Tuesday
 RUN...: Oct 31 23 Time: 11:00
 Run By.: LORI SIMS

CITY OF CORNING
 Cash Disbursement Detail Report
 Check Listing for 10-23 thru 10-23 Bank Account.: 1020

PAGE: 001
 ID #: PY-DP
 CTL.: COR

Check Number	Check Date	Vendor Number	Name	Net Amount	Invoice #	Description
035937	10/20/23	PEC00	PECKHAM & MCKENNEY	9333.34	#3	PROF SVCS-GEN CITY
035938	10/20/23	WEB02	WEBSTER, WAYNE C.	120.00	231021	REC INSTRUCTOR-REC
035939	10/23/23	OLI07	OLIVE PALMS MHC	528.05	231021	CDBG CV2&3-ASST-EMERGENCY RESP (JAVIER M VELASQUEZ
035940	10/23/23	PGE00	PG&E	501.13	231021	CDBG CV2&3-ASST-EMERGENCY RESP (JAVIER M VELASQUEZ
035941	10/24/23	BAS02	BASSETT, RANDALL CRAIG	103.50	841102	PROF SVCS-POLICE (REIMBURSEMENT)
035942	10/24/23	BUR08	BURNETT, KAREN S.	210.00	231020	REC INSTRUCTOR-REC
				60.00	231104	REC INSTRUCTOR-REC
			Check Total.....:	270.00		
035943	10/24/23	LAC01	LACY, CLINT	450.00	231021	REC INSTRUCTOR-REC
035944	10/24/23	OLI06	OLIVE GROVE APARTMENTS	255.00	231023	CDBG CV2&3-ASST-EMERGENCY RESP (SHAROLYN JACKSON)
				255.00	231101A	CDBG CV2&3-ASST-EMERGENCY RESP (SHAROLYN JACKSON)
			Check Total.....:	510.00		
035945	10/24/23	PGE00	PG&E	2000.00	231023	CDBG CV2&3-ASST-EMERGENCY RESP (RAYMOND VERDUN)
035946	10/24/23	ORD00	ORDAZ, REINA RUBI	63.96	231021	MAT & SUPPLIES-COMM EVENTS
035947	10/25/23	ATT13	AT&T	720.67	231011	COMMUNICATIONS-DISPATCH
035948	10/25/23	BDI00	BDI	248.90	950338564	MAT & SUPPLIES-PARKS
035949	10/25/23	COR2A	CORNING MINI STORAGE	75.00	35890	MAT & SUPPLIES-REC
035950	10/25/23	DEP03	DEPT OF TRANS/CAL TRANS	1076.93	24002296	EQUIP MAINT-STR & TRF LIGHTS
035951	10/25/23	EMP04	EMPLOYERS INVESTIGATIVE S	1052.06	5050691	PROF SVCS-POLICE
				1331.76	5050720	PROF SVCS-POLICE
			Check Total.....:	2383.82		
035952	10/25/23	MUR02	MURRISON PH.D., KITT	450.00	CPD02	PROF SVCS-POLICE
035953	10/25/23	PAC29	PACE ANALYTICAL SERVICES,	220.16	230923328	PROF SVCS-WTR DEPT
				460.59	230923928	PROF SVCS-WTR DEPT
			Check Total.....:	680.75		
035954	10/25/23	PGE2A	PG&E	50.35	231016	ELECT-BLUE HERON CT
035955	10/25/23	PGE2B	PG&E	222.88	8240070-6	SOLAR-WWTP
035956	10/25/23	TEH28	TEHAMA COUNTY HEALTH SERV	190.12	231019	EMPLOYEE PHYS-
035957	10/25/23	USA01	USA BLUE BOOK	95.03	00174270	MAT & SUPPLIES-WTR
035958	10/27/23	ATT02	AT&T	511.16	20723076	COMMUNICATIONS-
035959	10/27/23	COM01	COMPUTER LOGISTICS, INC	3720.00	84599	EQUIP MAINT-
035960	10/27/23	GAY02	GAYNOR TELESYSTEMS, INC	3129.73	43323	EQUIP MAINT-DISPATCH
035961	10/27/23	QUI02	QUILL CORPORATION	253.19	35217705	OFFICE SUPPLIES-FINANCE
035962	10/27/23	ZAG00	ZAGAL, STEPHANIE MARIE	420.00	211028	REC INSTRUCTOR-REC
035963	10/27/23	LEE00	LEE, JACQUELINE PATTON	230.10	231025	REC INSTRUCTOR-REC
035964	10/27/23	LEE00	LEE, JACQUELINE PATTON	150.00	231028	REC INSTRUCTOR-REC
035965	10/27/23	PGE00	PG&E	695.87	231026	CDBG CV2&3-ASST-EMERGENCY RESP (JACKIE TANNER)
035966	10/27/23	SAL02	SALADO ORCHARD APARTMENTS	1024.00	231026	CDBG CV2&3-ASST-EMERGENCY RESP (JACKIE TANNER)
035967	10/30/23	GRO00	GROOTVELD, TROY DARREN	96.94	231027	PANT REIMBURSEMENT-PW ADMIN
035968	10/30/23	MOL07	MOLLER REALTY GROUP	1000.00	231029	CDBG CV2&3-ASST-EMERGENCY RESP (JAMIE SINGTHAVILAY
035969	10/31/23	ATT15	AT&T MOBILITY	791.69	231019	COMMUNICATIONS-
035970	10/31/23	GRA02	GRAINGER, W.W., INC	101.24	982612912	MAT & SUPPLIES-BLD MAINT
				49.44	988615080	SMALL TOOLS-
			Check Total.....:	150.68		
035971	10/31/23	PGE00	PG&E	389.87	231029	CDBG CV2&3-ASST-EMERGENCY RESP (CHRISTINE ROSE)
035972	10/31/23	VOID	VOIDED CHECK			
035973	10/31/23	VOID	VOIDED CHECK			
035974	10/31/23	VOID	VOIDED CHECK			
035975	10/31/23	\G049	JUDITH GAMEZ	20.56	000C31001	MQ CUSTOMER REFUND FOR GAM0002

REPORT.: Oct 31 23 Tuesday
RUN...: Oct 31 23 Time: 11:00
Run By.: LORI SIMS

CITY OF CORNING
Cash Disbursement Detail Report
Check Listing for 10-23 thru 10-23 Bank Account.: 1020

PAGE: 002
ID #: PY-DP
CTL.: COR

Check Number	Check Date	Vendor Number	Name	Net Amount	Invoice #	Description
035976	10/31/23	\M161	MARIA MEDINA	168.56	000C31001	MQ CUSTOMER REFUND FOR MED0013
035977	10/31/23	\Q004	ANASTACIA QUIRINO	27.53	000C31001	MQ CUSTOMER REFUND FOR QUI0025
Cash Account Total.....:				32854.31		
Total Disbursements.....:				32854.31		
Cash Account Total.....:				.00		

REPORT.: Oct 31 23 Tuesday
 RUN...: Oct 31 23 Time: 11:00
 Run By.: LORI SIMS

CITY OF CORNING
 Cash Disbursement Detail Report - Payroll Vendor Payment(s)
 Check Listing for 10-23 thru 10-23 Bank Account.: 1025

PAGE: 003
 ID #: PY-DP
 CTL.: COR

Check Number	Check Date	Vendor Number	Name	Net Amount	Invoice #	Description
14080	10/19/23	BAN03	POLICE OFFICER ASSOC.	225.00	C31018	POLICE OFFICER ASSOC
14081	10/19/23	EDD01	EMPLOYMENT DEVELOPMENT	5757.88 1328.52	C31018 1C31018	STATE INCOME TAX SDI
			Check Total.....:	7086.40		
14082	10/19/23	FED00	FEDERAL PAYROLL TAXES (EF	15890.85 18473.12 4320.28	C31018 1C31018 2C31018	FEDERAL INCOME TAX FICA MEDICARE
			Check Total.....:	38684.25		
14083	10/19/23	MIS03	MISSIONSQUARE - PLAN#3020	1336.49 160.00	C31018 1C31018	MISSIONSQUARE 457 MISSIONSQUARE 457 ER
			Check Total.....:	1496.49		
14084	10/19/23	PERS1	PUBLIC EMPLOYEES RETIRE	25740.60	C31018	PERS PAYROLL REMITTANCE
14085	10/19/23	PERS4	Cal Pers 457 Def. Comp	2035.08 355.00	C31018 1C31018	PERS DEF. COMP. PERS DEF. COMP. ER P
			Check Total.....:	2390.08		
14086	10/19/23	VAL06	VALIC	2786.54 240.00	C31018 1C31018	AIG VALIC P TAX AIG VALIC P TAX ER P
			Check Total.....:	3026.54		
14089	10/27/23	AFL01	AFLAC	923.10 117.24	C31031 1C31031	AFLAC INS.PRE TAX AFLAC INS.AFTER TAX
			Check Total.....:	1040.34		
14090	10/27/23	BLU02	BLUE SHIELD OF CALIFORNIA	15560.73	C31031	MEDICAL INSURANCE
14091	10/27/23	OBU01	OPERATING ENGINEERS #3	24761.00	C31031	MEDICAL INSURANCE
14092	10/27/23	OBU02	OPERATING ENG. (DUES)	340.00 612.00 567.00 945.00	C31031 1C31031 2C31031 3C31031	UNION DUES MGMNT UNION DUES POLICE UNION DUES DISPATCH UNION DUES-MISC
			Check Total.....:	2464.00		
14093	10/27/23	PRI04	PRINCIPAL LIFE INSURANCE	1633.81 205.97 832.00	C31031 1C31031 2C31031	DENTAL INSURANCE VISION INSURANCE LIFE INSURANCE
			Check Total.....:	2671.78		
			Cash Account Total.....:	125147.21		
			Total Disbursements.....:	125147.21		

REPORT.: Nov 08 23 Wednesday
 RUN...: Nov 08 23 Time: 15:51
 Run By.: LORI SIMS

CITY OF CORNING
 Cash Disbursement Detail Report
 Check Listing for 11-23 thru 11-23 Bank Account.: 1020

PAGE: 001
 ID #: PY-DP
 CTL.: COR

Check Number	Check Date	Vendor Number	Name	Net Amount	Invoice #	Description
035855	11/07/23	PEN02	PENGUIN MANAGEMENT, INC.	-576.00	76158u	Ck# 035855 Reversed
035978	11/01/23	COR07	CORBIN WILLITS SYSTEMS, I	2804.77	000C311011	EQUIP MAINT-FINANCE
035979	11/01/23	COR09	CORNING CHAMBER OF COMM.	1000.00	000C311011	CngChamberComm. Economic
035980	11/01/23	MOO07	MOORE & BOGENER, INC.	5525.00	000C311031	CONSULTING SVCS-LGL SVCS
035981	11/01/23	NEL00	NELSON, JEFFREY NEIL	54.70	000C311011	PROF SVCS-FIRE DEPT
035982	11/01/23	OCH01	OCHOA CLEANING	4655.00	000C311011	JANITORIAL SERVICES-
035983	11/01/23	PIT01	PITNEY BOWES	183.80	000C311011	Rents/Leases Finance Dept
035984	11/01/23	SCH16	SCHLERETH, DAYMON WAYNE	104.70	000C311011	PROF SVCS-FIRE DEPT
035985	11/01/23	AVI00	AVILA'S CHIMNEY SWEEPING	239.00	102623	BLD MAINT-AIRPORT
035986	11/01/23	COP02	COPY CENTER	64.50	22367	OFFICE SUPPLIES-FINANCE
035987	11/01/23	COR08	CORNING LUMBER CO INC	693.53	231025	MAT & SUPPLIES-
035988	11/01/23	DEP12	DEPT OF JUSTICE	35.00	690718	PROF SVCS-POLICE
035989	11/01/23	DM001	DM-TECH	119.90	202311011	COMMUNICATIONS-GEN CITY
035990	11/01/23	HIL19	HILL, MICHAEL E.	96.94	231031	PANT REIMBURSEMENT-PW ADMIN
035991	11/01/23	INL01	INLAND BUSINESS SYSTEMS	70.20	IN3768703	COMMUNICATIONS-
035992	11/01/23	KOM00	KOMPAN CALIFORNIA, INC.	134846.87	INV119864	PARKS EQUIP-PARK SPECIAL PROJ
035993	11/01/23	LNC01	LN CURTIS & SONS	369.59	INV759202	SAFETY ITEMS-FIRE
035994	11/01/23	MIL16	MILLENNIUM HEALTH, LLC	60.00	12701615	MAT & SUPPLIES-CITY ADMIN
035995	11/01/23	NAP01	NAPA AUTO PARTS	1126.32	231025	MAT & SUPPLIES-
035996	11/01/23	NOR51	NORTH VALLEY BUSINESS SYS	615.00	720	MACH/EQUIP-FINANCE
035997	11/01/23	PAC29	PACE ANALYTICAL SERVICES,	220.16	230938928	PROF SVCS-WTR DEPT
				92.37	230939028	PROF SVCS-WTR DEPT
			Check Total.....:	312.53		
035998	11/01/23	PAV00	PAVEMENT COATINGS CO.	23159.20	003	JENNINGS PROJ-STR PROJ
035999	11/01/23	PGE2A	PG&E	220.67	231027	ELECT-MCDONALD,CASSANDRA,SALADO L&L & TOOMES AVE
				78.00	231113	ELECT-CORNING COMMUNITY PARK
				58.86	231027A	ELECT-MARTINI PLAZA
			Check Total.....:	357.53		
036000	11/01/23	PGE2B	PG&E	11476.68	231025	ELECT-WWTP
036001	11/01/23	RED21	RED HAT FIRE PROTECTION	180.00	RH4446	BLD MAINT-SENIOR CENTER
036002	11/01/23	ROD10	RODRIGUEZ, JESENIA	1470.00	231031	REC INSTRUCTOR-REC
				90.00	231031A	REC INSTRUCTOR-REC
			Check Total.....:	1560.00		
036003	11/01/23	SCH01	LES SCHWAB TIRE CENTER	722.65	00299349	VEH OP/MAINT-FIRE
				299.84	00488608	MAT & SUPPLIES-
			Check Total.....:	1022.49		
036004	11/01/23	CIT03	CITY OF CORNING	44.75	231031	CDBG CV2&3-ASST-EMERGENCY RESP (JAMIE SINGTHAVILAY
036005	11/02/23	HOU00	HOUSING TOOLS / JAMES ROB	137.50	2976	PROF SVCS-GEN CITY
036006	11/02/23	MUR02	MURRISON PH.D., KITT	450.00	CPD03	PROF SVCS-POLICE
036007	11/02/23	PES01	PESTMASTER SERVICES, INC.	990.79	410182	WEED/TREE SPRAY-
036008	11/02/23	PGE04	PG&E	460.09	231029	TranspFacility-
036009	11/02/23	SIL03	SILK CONSULT. GRP/PAMELA	8930.00	22287	CDBG UTILITY ASSISTANCE-ADMIN-EMERGENCY RESP
036010	11/02/23	SOU06	SOUTH AVENUE ACE	1767.61	231027	MAT & SUPPLIES-
036011	11/02/23	THE09	THE COPY SHOP	49.31	2139	PRINT/ADVERT-DISPATCH
036012	11/02/23	VAL11	VALLEY PACIFIC PETROLEUM	1450.62	23-693126	MAT & SUPPLIES-
				1642.49	23-693127	VEH OP/MAINT-
				587.92	23-693128	VEH OP/MAINT-FIRE
			Check Total.....:	3681.03		
036013	11/02/23	KIN14	KINETICS ACADEMY OF DANCE	368.00	231029	REC INSTRUCTOR-REC
036014	11/03/23	AIR00	AIRGAS USA, LLC	85.08	550352385	MAT & SUPPLIES-FIRE

REPORT.: Nov 08 23 Wednesday
 RUN...: Nov 08 23 Time: 15:51
 Run By.: LORI SIMS

CITY OF CORNING
 Cash Disbursement Detail Report
 Check Listing for 11-23 thru 11-23 Bank Account.: 1020

PAGE: 002
 ID #: PY-DP
 CTL.: COR

Check Number	Check Date	Vendor Number	Name	Net Amount	Invoice #	Description
036015	11/03/23	COM14	COMCAST	292.14	231102	CDBG CV2&3-ASST-EMERGENCY RESP (KATIE STRICKLAND)
036016	11/03/23	PGE00	PG&E	470.45	231102	CDBG CV2&3-ASST-EMERGENCY RESP (KATIE STRICKLAND)
036017	11/03/23	SAL02	SALADO ORCHARD APARTMENTS	1024.00	231102	CDBG CV2&3-ASST-EMERGENCY RESP (KATIE STRICKLAND)
036018	11/06/23	ATT17	AT&T	133.75	231031	COMMUNICATIONS-FIRE
036019	11/06/23	FIR05	FIRST NATIONAL BANK OMAHA	197.00	231027	TRAINING/ED-BLD & SAFETY
036020	11/06/23	FIR11	FIRST NATIONAL BANK OMAHA	1362.08	231027	CREDIT CARDS-
036021	11/06/23	FIR16	FIRST NATIONAL BANK OMAHA	1052.84	231027	CREDIT CARDS-
036022	11/06/23	LAC01	LACY, CLINT	600.00	231104	REC INSTRUCTOR-REC
036023	11/06/23	LEE00	LEE, JACQUELINE PATTON	231.00	231111	REC INSTRUCTOR-REC
036024	11/06/23	PGE00	PG&E	1317.24	231104	CDBG CV2&3-ASST-EMERGENCY RESP (RAYMOND VERDUN)
036025	11/06/23	PGE05	PG&E	1153.31	231101	FIRE-ELECT & GAS
036026	11/06/23	RED00	RED BLUFF DAILY NEWS	180.10	006790219	PRINT/ADVERT-CITY CLERK
036027	11/06/23	TPX00	TPX COMMUNICATIONS	1133.51	175421744	COMMUNICATIONS-
036028	11/06/23	FIR10	FIRST NATIONAL BANK OMAHA	64.95	10272023	CREDIT CARD CHARGES-
036029	11/06/23	FIR13	FIRST NATIONAL BANK OMAHA	1361.40	10272023	CREDIT CARD CHARGES-
036030	11/06/23	FIR20	FIRST NATIONAL BANK OMAHA	548.91	231027	CREDIT CARD CHARGES-
036031	11/06/23	INF00	INFRAMARK, LLC	79674.83	103808	PROF SVCS-WWTP
036032	11/06/23	NOR47	NORTHSTAR	9082.50	81572	PROF SVCS-PW ADMIN
036033	11/06/23	PAC29	PACE ANALYTICAL SERVICES,	220.16	230955128	PROF SVCS-WTR DEPT
036034	11/06/23	PGE01	PG&E	359.60	231101	ELECT-
				2612.52	231101A	ELECT-
			Check Total.....:	2972.12		
036035	11/06/23	PGE04	PG&E	477.15	231101	TranspFacility-
036036	11/06/23	RED00	RED BLUFF DAILY NEWS	114.61	006790165	PRINT/ADVERT-CITY CLERK
				101.21	006790409	PRINT/ADVERT-CITY CLERK
			Check Total.....:	215.82		
036037	11/06/23	SCP00	SCP DISTRIBUTORS LLC	4329.25	SN108882	MAT & SUPPLIES-
				-400.00	SN108992C	MAT & SUPPLIES-POOL
			Check Total.....:	3929.25		
036038	11/06/23	TEH15	TEHAMA CO SHERIFF'S DEPT	24.50	11012023	PROF SVCS-POLICE
036039	11/06/23	THO01	THOMES CREEK ROCK CO	1902.93	231031	MAT & SUPPLIES-
036040	11/07/23	PEN02	PENGUIN MANAGEMENT, INC.	576.00	76158A	SAFETY ITEMS-FIRE
036041	11/07/23	PGE00	PG&E	999.00	231107	CDBG CV2&3-ASST-EMERGENCY RESP (NANCY CASWELL)
036042	11/07/23	QUI02	QUILL CORPORATION	64.41	35374507	COMP/EQUIP/SOFT-CITY ADMIN
				11.41	35413256	MAT & SUPPLIES-CITY CLERK
			Check Total.....:	75.82		
036043	11/07/23	PGE00	PG&E	443.64	231107C	CDBG CV2&3-ASST-EMERGENCY RESP (TOMMY COLSON)
036044	11/08/23	OLI06	OLIVE GROVE APARTMENTS	1747.00	231107	CDBG CV2&3-ASST-EMERGENCY RESP (LOREE RAMIREZ)
036045	11/08/23	PGE00	PG&E	647.35	231108	CDBG CV2&3-ASST-EMERGENCY RESP (NANCY CASWELL)
036046	11/08/23	SUN16	SUNBEAM SOLAR OPERATIONS	11904.16	209263	ELECT-
036047	11/08/23	TEH03	TEHAMA COUNTY E.A.C.	45.00	13220	ASSOC DUES-CITY ADMIN
036048	11/08/23	49E00	49ER COMMUNICATIONS, INC.	15244.14	73565	SAFETY ITEMS-FIRE
036049	11/08/23	ARA02	ARAMARK UNIFORM SERVICES	88.05	406674	MAT & SUPPLIES-BLD MAINT
				88.05	412105	MAT & SUPPLIES-BLD MAINT
				88.05	417538	MAT & SUPPLIES-BLD MAINT
				88.05	422987	MAT & SUPPLIES-BLD MAINT
				88.05	428386	MAT & SUPPLIES-BLD MAINT
			Check Total.....:	440.25		
			Cash Account Total.....:	348865.71		
			Total Disbursements.....:	348865.71		
				=====		
			Cash Account Total.....:	.00		

REPORT.: Nov 08 23 Wednesday
 RUN....: Nov 08 23 Time: 15:51
 Run By.: LORI SIMS

CITY OF CORNING
 Cash Disbursement Detail Report - Payroll Vendor Payment(s)
 Check Listing for 11-23 thru 11-23 Bank Account.: 1025

PAGE: 003
 ID #: PY-DP
 CTL.: COR

Check Number	Check Date	Vendor Number	Name	Net Amount	Invoice #	Description
14102	11/02/23	BAN03	POLICE OFFICER ASSOC.	225.00	C31102	POLICE OFFICER ASSOC
14103	11/02/23	EDD01	EMPLOYMENT DEVELOPMENT	5792.15 1296.55	C31102 1C31102	STATE INCOME TAX SDI
			Check Total.....:	7088.70		
14104	11/02/23	FED00	FEDERAL PAYROLL TAXES (EF	15832.08 17840.44 4172.34	C31102 1C31102 2C31102	FEDERAL INCOME TAX FICA MEDICARE
			Check Total.....:	37844.86		
14105	11/02/23	MIS03	MISSIONSQUARE - PLAN#3020	1336.49 160.00	C31102 1C31102	MISSIONSQUARE 457 MISSIONSQUARE 457 ER
			Check Total.....:	1496.49		
14106	11/02/23	PERS1	PUBLIC EMPLOYEES RETIRE	25722.38	C31102	PERS PAYROLL REMITTANCE
14107	11/02/23	PERS4	Cal Pers 457 Def. Comp	2035.08 355.00	C31102 1C31102	PERS DEF. COMP. PERS DEF. COMP. ER P
			Check Total.....:	2390.08		
14108	11/02/23	VAL06	VALIC	2786.54 240.00	C31102 1C31102	AIG VALIC P TAX AIG VALIC P TAX ER P
			Check Total.....:	3026.54		
			Cash Account Total.....:	77794.05		
			Total Disbursements.....:	77794.05		

Date.: Nov 8, 2023
Time.: 4:24 pm
Run by: LORI SIMS

CITY OF CORNING
NEW BUSINESSES FOR CITY COUNCIL

Page.: 1
List.: NEWB
Group: WTFMBM

Business Name	Address	CITY/STATE/ZIP	Business Desc	Bus Start Date
AMERICAN MASONRY SPE	3985 Foothill Blvd	OROVILLE, CA 95966	CONSTRUCTION OF MASONRY PROJECTS INCLUDE	10/24/23
BARMAN INC		COLUSA, CA 95932	LANDSCAPE CONTRACTOR	11/02/23
CA COMMERCIAL CLEANI	4299 WINDSOR PARK DR	SAN JOSE, CA 95136	CONSTRUCTION CLEAN UP	10/30/23
CO2 MONITORING, CALI	4310 CAMERON ST STE 7	LAS VEGAS, NV 89103	INSTALLING CO2 MONITORING SYSTEMS	11/06/23
GROCERY OUTLET	663 EDITH AVE	CORNING, CA 96021	RETAIL GROCERY STORE	10/31/23
KINGDOM ROOFING	12845 GLASGOW DR	RED BLUFF, CA 96080	ROOFING CONTRACTOR	11/08/23
M4 CONSTRUCTION INC.	3306 MAIN ST	COTTONWOOD, CA 96022		10/23/23
S&V WELDING SERVICE	5908 20TH ST	RIO LINDA, CA 95673	WELDING CONTRACTOR;CANOPY INSTALLATION	10/30/23

CITY OF CORNING
TREASURER'S REPORT
OCTOBER 2023

<u>AGENCY</u>		<u>BALANCE</u>	<u>RATE</u>
Local Agency Investment Fund	\$	9,409,480.91	3.59%

Respectfully submitted:

Laura L. Calkins
City Treasurer



Monthly Permit Report

10/01/2023 - 10/31/2023

Permit #	Permit Date	Main Status	Parcel #	Parcel Address	Owner Name	Owner Address	Owner City	Owner Zip	Permit Type	Project Cost
23390	10/31/2023	ISSUED	073-200-022-000	380 Marguerite Ave.	Jenkins, Kenny L ETAL	380 Marguerite Ave.	Corning	96021	Mechanical	\$12,500
23389	10/30/2023	Under Review	073-043-005-000	902 Butte St.	Lamb Family Trust 2/24/17	PO Box 373	Corning	96021	Demo	\$0
23388	10/30/2023	approved " FEES DUE "	073-153-013-000	1267 Prune St.	SUTFIN, LESLIE A & CHERYL L	1267 Prune ST.	Corning	96021	Mechanical	\$3,621
23387	10/30/2023	ISSUED	073-055-006-000	285 MCLANE CIR	ABEL, JASON ETAL	23333 Neva Ave.	Corning	96021	Roof	\$4,500
23386	10/29/2023	ISSUED	071-174-009-000	1223 SOUTH ST	SALORIO, NINA	1223 South St.	Corning	96021	Electrical	\$2,500
23385	10/27/2023	Under Review	071-166-003-000	1104 6TH AVE	RAMOS REYNALDO ETAL	3431 N Cherry Lane Ave. SPC 65	Stockton	95215	Solar	\$27,480
23384	10/24/2023	ISSUED	087-090-062-000	3350 SUNRISE WAY	KUMAR HOSPITALITY INC DBA HOLIDAY INN EXPRESS & SUITES	199 N HUMBOLDT AVE	Willows	95988		\$40,000
23383	10/24/2023	ISSUED	071-071-003-000	1964 COLUSA ST	WILLIAMS, GEO H JR & WILLIAMS, ANN ELIZABETH	1964 COLUSA ST	Corning	96021	Roof	\$22,935
23382	10/23/2023	ISSUED	071-152-012-000	1928 GRANT AVE	NEREY PABLO ETAL	3211 WOODSON AVENUE	Corning	96021	ReModel	\$20,000
23381	10/23/2023	ISSUED	071-125-010-000	1412 SOLANO ST	MANANSALA, MARLON T ETAL	270 APPIAN WAY	Union City	94587	Building	\$0
23380	10/23/2023	ISSUED	073-112-008-000	520 Chestnut St.	CECENAS, CRISTAL M	520 CHESTNUT ST	Corning	96021	Solar	\$36,000
23379	10/20/2023	Waiting for Information/Plans	073-010-033-000	320 SOLANO ST	GABLAMOVIN LLC	819 Brookwood Way	Chico	95926	HVAC	\$10
23378	10/20/2023	ISSUED	071-203-009-000	2139 BLOSSOM AVE	MEJIA KIMBERLY M ETAL	2139 BLOSSOM AVE	Corning	96021	Solar	\$45,000
23377	10/20/2023	Finald	073-083-003-000	405 SOLANO ST	SNOW, KELLY & ROBT	405 SOLANO ST	Corning	96021	Building	\$150
23376	10/19/2023	ISSUED	071-080-050-000	516 LINCOLN AVE	CERNAS, MARCO ANTONIO SR	4536 COUNTY ROAD FF	Orland	95963	Building	\$4,000
23375	10/17/2023	ISSUED		669 EDITH	Dutch Bros LLC	110 SW 4th Street	Grants Pass	97526	Fire Protection	\$4,500
23374	10/16/2023	approved " FEES DUE "	071-072-004	1941 COLUSA ST	PARKER, NATHAN K & SYLVIA	1941 COLUSA ST	Corning	96021	Roof	\$2,500
23373	10/16/2023	ISSUED	073-066-001-000	817 SOLANO ST	CARRIO, MIGUEL ETAL CO-TRS CARRIO FAMILY TRUST 4/6	P O BOX 634	Corning	96021	Roof	\$9,280
23372	10/12/2023	ISSUED	071-273-036-000	1537 FOURTH AVE	SCOTT KEATON R ETAL	1537 FOURTH AVE	Corning	96021	Building	\$3,895
23371	10/11/2023	ISSUED	073-134-006-000	820 CHESTNUT ST	MAGANA, SALVADOR	1268 CHICAGO AVE	Corning	96021	ReModel	\$20,000

23370	10/6/2023	ISSUED	073-074-006-000	609 MARIN ST	CHURCH, PENTECOSTAL OF GOD	P O BOX 310	Corning	96021	Roof	\$2,500
23369	10/6/2023	ISSUED	075-310-018-000	190 MOONEY CT	SCAMARA, STEVEN C & LINDA L	190 MOONEY CT	Corning	96021	Roof	\$5,000
23368	10/5/2023	approved " FEES DUE "	073-212-018-000	566 STANMAR DR	Schlereth, Daymon Wayne & Shatsell Schlereth, Step	566 STANMAR DR	Corning	96021	ADU	\$80,000
23367	10/4/2023	Cancelled	075-270-050-000	23915 BOSQUE AVE	OLIVAREZ, SALVADOR ETAL	23915 BOSQUE AVENUE	Corning	96021	Roof	\$17,987
23366	10/4/2023	ISSUED	071-046-013-000	1424 COLUSA ST	BORER, NATHANIEL M ETAL	1424 COLUSA STREET	Corning	96021	HVAC	\$7,000
23365	10/4/2023	ISSUED	073-116-012-000	1168 MARGUERITE AVE	CHIPRES, NORMA	1168 MARGUERITE AVENUE	Corning	96021	Solar	\$20,134
23364	10/3/2023	approved " FEES DUE "	073-084-017-000	422 SOUTH ST	VILLEGAS, BERTHA A	4880 LOBINGER AVE	Corning	96021	Roof	\$4,000
23363	10/3/2023	approved " FEES DUE "	073-313-016	435 Sturmgarten Drive-Lot 29	C.H.I.P.-Lot 29	1001 Willow Street	CHICO	95928	Solar	\$9,818
23362	10/3/2023	approved " FEES DUE "	073-300-016	956 Sunny Street	MERAS MATEO JR ETAL	243 RIO BRAVO COURT	Corning	96021	Building	\$6,000
23361	10/3/2023	approved " FEES DUE "	073-313-012	525 Sturmgarten Drive-Lot 25	CHIP-	1001 Willow Street	Chico	95928	Solar	\$10,981
23360	10/3/2023	approved " FEES DUE "	073-313-008	565 Sturmgarten Drive-Lot 21	CHIP-	1001 Willow Street	Chico	95928	Solar	\$9,818
23359	10/3/2023	approved " FEES DUE "	073-313-006	1880 Marguerite Ave-, Lot 19	CHIP-	1001 Willow Street	Chico	95928	Solar	\$11,821
23358	10/3/2023	approved " FEES DUE "	073-313-015	495 Sturmgarten Dr., Lot 28	CHIP-	1001 Willow Street	Chico	95928	Solar	\$9,818
23357	10/3/2023	approved " FEES DUE "	073-313-002	800 Cottonwood Ct., Lot 15	CHIP-	1001 Willow Street	Chico	95928	Solar	\$11,821
23356	10/3/2023	approved " FEES DUE "	073-313-001	405 Sturmgarten Dr., Lot 14	CHIP-	1001 Willow Street	Chico	95928	Solar	\$9,818
23355	10/3/2023	approved " FEES DUE "	073-313-005	605 Spruce Ave., Lot 18	CHIP-	1001 Willow Street	Chico	95928	Solar	\$9,818
23354	10/3/2023	Online Application	071-134-007	1201 Solano St.	Mid Valley Bank ETAL, c/o Banner Bank Acctg. Dept.	110 S. Ferrall St.,	Spokane, WA	99202	HVAC	\$17,440
23353	10/3/2023	approved " FEES DUE "	073-313-006	1880 Marguerite Ave-, Lot 19	CHIP	1001 Willow Street	Chico	95928	Fire Protection	\$2,500
23352	10/3/2023	approved " FEES DUE "	073-313-002	800 Cottonwood Ct., Lot 15	CHIP	1001 Willow Street	Chico	95928	Fire Protection	\$2,500
23351	10/2/2023	approved " FEES DUE "	073-313-016	435 Sturmgarten Dr., Lot 29	C.H.I.P.	1001 Willow Street	CHICO	95928	Fire Protection	\$2,500
23350	10/2/2023	approved " FEES DUE "	073-313-008	565 Sturmgarten Dr., Lot 21	CHIP	1001 Willow Street	Chico	95928	Fire Protection	\$2,500
23349	10/2/2023	approved " FEES DUE "	073-313-015	495 Sturmgarten Dr., Lot 28	CHIP	1001 Willow Street	Chico	95928	Fire Protection	\$2,500
23348	10/2/2023	approved " FEES DUE "	073-313-001	405 Sturmgarten Dr., Lot 14	CHIP-	1001 Willow Street	Chico	95928	Fire Protection	\$2,500

23347	10/2/2023	approved " FEES DUE "	073-313-005	605 Spruce Ave., Lot 18	CHIP	1001 Willow Street	Chico	95928	Fire Protection	\$2,500
23346	10/2/2023	approved " FEES DUE "	073-312-005	440 Sturmgarten Dr, Lot 41.	CHIP-	1001 Willow Street	Chico	95928	Fire Protection	\$2,500
23345	10/2/2023	approved " FEES DUE "	073-313-022	840 Cottonwood Ct., Lot 35	CHIP-	1001 Willow Street	Chico	95928	Fire Protection	\$2,500
23344	10/2/2023	approved " FEES DUE "	073-313-021	830 Cottonwood Ct., Lot 34	CHIP	1001 Willow Street	Chico	95928	Fire Protection	\$2,500
23343	10/2/2023	approved " FEES DUE "	073-312-013	400 Sturmgarten Dr., Lot 13	CHIP	1001 Willow Street	Chico	95928	Fire Protection	\$2,500
23342	10/2/2023	approved " FEES DUE "	073-313-012	525 Sturmgarten Dr., Lot 25	CHIP	1001 Willow Street	Chico	95928	Fire Protection	\$2,500
23341	10/2/2023	ISSUED	075-310-002-000	279 Marguerite Ave.	JIMENEZ, NORA	279 N Marguerite Ave.	Corning	96021	Electrical	\$1,500
										\$534,145

Total Records: 50

11/7/2023



CITY OF CORNIG WASTEWATER OPERATIONS SUMMARY REPORT OCTOBER 2023

Below is a summary of the monthly operations report that will be available for review in November 2023.

- Completed monthly reports
- Held staff meeting to discuss facility operations and issues
- Held daily safety tailgate meetings
- Inspected eyewash stations and emergency showers
- Completed testing of chemical release sensors
- Calibrated SO3 analyzer
- Inspected all fire extinguishers
- Calibrated gas detector
- Exercised emergency generator
- Submitted ESMR/DMR report to Regional Board
- Mowed lawns



- Completed monthly facility inspection
- Completed pretreatment inspections at several restaurants.
- Completed inspections on collection system trouble spots
- Northstate Aggregate on site to haul dry biosolids to landfill
- Completed annual fit testing
- Completed sewer line cleaning in section 6
- Calstar Energy on site for annual chemical room exhaust fan calibration
- Completed 3rd round of NPDES required Water Characterization study.

October 2023

Effluent Flow Monthly Average= 595,935 GPD

ITEM NO.: G-9
ACCEPT NOTICE OF COMPLETION AND
AUTHORIZE RELEASE OF RETENTION
FUNDS IN THE AMOUNT OF \$23,159.20
TO PAVEMENT COATINGS CO. FOR THE
JENNINGS HEIGHTS SUBDIVISION ROAD
MAINTENANCE AND REHABILITATION
PROJECT

November 14, 2023

TO: HONORABLE MAYOR AND COUNCILMEMBERS

FROM: BRANT MESKER, CITY MANAGER 
ROBIN KAMPMANN, PE; PUBLIC WORKS/ENGINEER CONSULTANT 

SUMMARY:

The Jennings Heights Subdivision Road Maintenance and Rehabilitation Project has been completed, inspected, and approved by City Staff. As such, Staff now requests the following City Council accept the Notice of Completion for the project and authorize Staff to file and record a Notice of Completion with the Tehama County Clerk and Recorder and authorize the release of the Retention Funds in the amount of \$23,159.20 to Pavement Coatings Co. 35 days following recording of the Notice of Completion.

The Notice of Completion, Construction Pay Request Retention Release are attached for Council review.

BACKGROUND:

Pavement Coatings Co. was awarded this project at the February 28, 2023 City Council Meeting in the amount of \$431,680.00. A change order was also approved by the City Manager on May 17, 2023 in the amount of \$5,000.00. The total cost for the project including the change order was \$436,680.00.

FINANCIAL:

The following funds were allocated in the approved FY22/23 budget for the roadway maintenance projects:

002-9296-3001	\$195,000
106-9296-3001	\$95,000
108-9296-3001	\$45,000
114-9296-3001	\$95,000
002-9298-3001	\$1,680

RECOMMENDATION:

THAT MAYOR AND COUNCIL:

1. ACCEPT AND DIRECT THE PUBLIC WORKS/ENGINEERING CONSULTANT TO SIGN THE NOTICE OF COMPLETION, AND AUTHORIZE CITY CLERK TO FILE NOTICE WITH THE TEHAMA COUNTY FOR RECORDING; and,

2. AUTHORIZE THE RELEASE OF RETENTION FUNDS TO PAVEMENT COATINGS CO. IN THE AMOUNT OF \$23,159.20.

WHEN RECORDED MAIL TO:

**City of Corning
794 Third Street
Corning, CA 96021**

NOTICE OF COMPLETION

NOTICE IS HEREBY GIVEN THAT:

1. The undersigned is the owner or agent of the owner of the interest or estate stated below in the property hereinafter described.
2. The full name and address of the undersigned owner is City of Corning, 794 Third Street, Corning, CA 96021.
3. There was completion of the Jennings Heights Subdivision Road Maintenance and Rehabilitation Project, a project consisting of placing a combination of chip seal and fiberized micro-surfacing on McLane Avenue, Divisadero Avenue, Fripp Avenue, El Verano Avenue and El Paso Avenue within the Jennings Heights Subdivision area.
4. The work has been completed and is suitable to be put into use as November 14, 2023 and has therefore been accepted for ownership and operation by: The City Council of the City of Corning at a Regular Council Meeting, on November 14, 2023.
5. The name of the General Contractor is: Pavement Coatings Co, 10240 San Sevaine Way, Jerupa Valley, CA 91752 under a contract dated: February 28, 2023.
6. The property herein referred to is situated in the City of Corning, Tehama County, and State of California and more particularly described as follows: Jennings Heights Subdivision consisting of McLane Avenue, Divisadero Avenue, Fripp Avenue, El Verano Avenue, Del Norte Avenue, and El Paso Avenue.

November 14, 2023
Date

Signature of Agent of Owner:

**Robin Kampmann, PE
Public Works/Engineering Consultant**

Verification for Non-Individual owner: I, the undersigned, declare under penalty of perjury under the laws of the State of California that I am the Public Works/Engineering Consultant of the aforesaid interest or estate in the property described.

In the above notice; that I have read the said notice, that I know and understand the contents thereof and that the facts stated therein are true and correct.

November 14, 2023

**Robin Kampmann, PE
Public Works/Engineering Consultant**



Pavement Coatings Co.

An Employee Owned Company

10240 San Seavine Way
 Jurupa Valley, CA 91752
 Phone: (714) 826-3011 Fax: (714) 826-3129
 www.pavementcoatings.com
 CA Lic# 303609 Type A, C32
 Tax ID: 95-2916670

To: City of Corning
 ATTN: Accounts Payable
 794 Third Street
 Corning, CA 96021

Invoice Number: PJC003261-RET
 Estimate Number: FINAL
 Invoice Date: 10/26/2023
 Payment Terms: Net35

CONTRACT

PCC Job No: PJC003261
 Corning, City of - Jennings Heights Subdivision Maintenance

Your job No:
 Your Contract No:

Job Location:

Item No	Description	UOM	Unit Price	Contract Quantity	Previous Quantity	Quantity This Estimate	Amount This Estimate	Total Quantity to Date	Total Amount to Date
RET	Retention	LS	\$23,159.200	1,000	0,000	1,000	\$23,159.20	1,000	\$23,159.20
				Total			\$23,159.20		\$23,159.20
				Less Retention			\$0.00		\$0.00
				Less Previous Billings					\$0.00
				Sales Tax			\$0.00		\$0.00
				Amount Due			\$23,159.20		\$23,159.20

**ITEM NO.: G-10
ADOPT RESOLUTION 11-14-2023-01
AUTHORIZING SUBMITTAL OF
APPLICATIONS TO THE DEPARTMENT
OF RESOURCES RECYCLING AND
RECOVERY BEVERAGE CONTAINER
RECYCLING CITY/COUNTY PAYMENT
PROGRAM.**

November 14, 2023

TO: HONORABLE MAYOR AND COUNCIL MEMBERS

**FROM: BRANT MESKER, CITY MANAGER 
LISA M. LINNET, ADMINISTRATIVE SERVICES MANAGER **

BACKGROUND:

Historically, the Tehama County Solid Waste Management Agency has requested CalRecycle Beverage Container Recycling City/County Payment Program funds on behalf of the County and each of the cities. These funds are used to reimburse the Agency for staff and resource expenses as it works to implement and promote AB 939 programs that include beverage container recycling, AB 341 compliance, beverage container recycling programs, and litter cleanup efforts.

At the November 10, 2020 City Council meeting, the Council adopted Resolution 11-10-2020-01 authorizing the submittal of applications to the Department of Resources Recycling and Recovery Beverage Container Recycling Payment Program by the Tehama County Solid Waste Management Agency. Should the City wish to continue requesting funds, the City will need to designate a Signature Authority authorized to execute all documents necessary to secure funds and certify the expenditure reporting after the funds are expended. Per CalRecycle, the Agency, with City approval, can continue to prepare the funding request, track expenses, and submit a final expenditure report to the Signature Authority for review and approval prior to submitting it to CalRecycle. However, the Agency will not be able to act as a regional applicant for this specific City/County Payment Program. Instead, the City and Agency have mutually agreed that the Agency will manage the funds on the City's behalf.

Opting to not apply for funds will result in the Agency not receiving approximately \$5,000 in CalRecycle Beverage Container Recycling City/County Payment Program funds that assist the Agency with expenses incurred on behalf of the City.

FINANCIAL:

Not approving the Resolution will result in the Agency not receiving approximately \$5,000 in CalRecycle Beverage Container Recycling City/County Payment Program funds.

RECOMMENDATION:

MAYOR AND COUNCIL:

- 1. ADOPT RESOLUTION 11-14-2023-01 AUTHORIZING THE SUBMITTAL OF APPLICATIONS TO THE DEPARTMENT OF RESOURCES RECYCLING AND RECOVERY BEVERAGE CONTAINER RECYCLING CITY/COUNTY PAYMENT PROGRAM; AND**
- 2. DESIGNATE THE CITY MANAGER WITH SIGNATURE AUTHORITY TO EXECUTE ANY ASSOCIATED CURRENT AND FUTURE DOCUMENTS.**

RESOLUTION NO.: 11-14-2023-14

**A RESOLUTION OF THE CITY COUNCIL OF THE CITY OF CORNING
AUTHORIZING THE SUBMITTAL OF APPLICATIONS TO THE DEPARTMENT OF
RESOURCES RECYCLING AND RECOVERY BEVERAGE CONTAINER
RECYCLING CITY/COUNTY PAYMENT PROGRAM AND RELATED
AUTHORIZATIONS**

WHEREAS, pursuant to Public Resources Code sections 48000 et seq., 14581, and 42023.1(g), the Department of Resources Recycling and Recovery (CalRecycle) has established various payment programs to make payments to qualifying jurisdictions; and

WHEREAS, in furtherance of this authority CalRecycle is required to establish procedures governing the administration of the payment programs; and

WHEREAS, CalRecycle's procedures for administering payment programs require, among other things, an applicant's governing body to declare by resolution certain authorizations related to the administration of the payment program.

NOW, THEREFORE, BE IT RESOLVED that the City of Corning is authorized to submit an application to CalRecycle for the Beverage Container Recycling City/County Payment Program; and

BE IT FURTHER RESOLVED that the City Manager, or his/her designee, is hereby authorized as Signature Authority to execute all documents necessary to implement and secure payment; and

BE IT FURTHER RESOLVED that this Resolution is effective for five (5) years from its date of adoption.

The foregoing Resolution was passed by the City Council of the City of Corning, this 11th day of November, 2023.

AYES:

NOES:

ABSENT:

ABSTAIN:

Robert Snow, Mayor

ATTEST:

Lisa M. Linnet, City Clerk

I, Lisa M. Linnet, City Clerk of the City of Corning, California, DO HEREBY CERTIFY that the foregoing Resolution No. 10-24-2023-01 was duly introduced, approved, and adopted by the City Council of the City of Corning at a regular meeting of said Council held on the 24th day of October, 2023 by the votes listed above.

Lisa M. Linnet, City Clerk

ITEM NO: G-11
APPROVE CANCELLATION OF THE
DECEMBER 26, 2023 CITY COUNCIL
MEETING DUE TO THE CHRISTMAS
HOLIDAY

November 14, 2023

TO: HONORABLE MAYOR AND CITY COUNCIL MEMBERS
FROM: BRANT MESKER, CITY MANAGER 
LISA M. LINNET, CITY CLERK 

SUMMARY:

Staff seeks City Council approval to cancel the December 26, 2023 City Council Meeting due to the Christmas Holidays.

BACKGROUND:

City Hall is closed Monday and Tuesday, December 25th and 26th for the Christmas Holidays. The City Council traditionally cancels the second regularly scheduled City Council Meeting in December, which this year falls on December 26th, due to the Holidays.

RECOMMENDATION:

MAYOR AND COUNCIL APPROVE THE CANCELLATION OF THE DECEMBER 26, 2023 REGULARLY SCHEDULED CITY COUNCIL MEETING DUE TO THE HOLIDAYS.

ITEM NO.: G-12
AUTHORIZE PAYMENT OF INVOICE #4
TO BUILDER SOLUTIONS, INC. IN THE
AMOUNT OF \$53,460.94 FOR THE WEST
STREET SCHOOL CONNECTIVITY
PROJECT

November 14, 2023

TO: HONORABLE MAYOR AND COUNCILMEMBERS
FROM: BRANT MESKER, CITY MANAGER 
ROBIN KAMPMANN, PE; PUBLIC WORKS/ENGINEER CONSULTANT

SUMMARY:

Staff requests Council authorize payment of invoice #4 to Builder Solutions, Inc. for work done on the West Street School Connectivity Project in the amount of \$53,460.94. This will be the fourth payment for this contract.

A description of work completed between October 1, 2023 through October 31, 2023 is included with the invoice.

BACKGROUND:

Builder Solutions, Inc. was awarded this project at the June 27, 2023 City Council Meeting after being determined to be the lowest responsive and responsible bidder in the amount of \$575,977.02

FINANCIAL:

The City of Corning was awarded an ATP Grant for the West Street School Connectivity Project. The grant funding awarded for the construction portion of the project is \$1,009,000.00. The funding is located in account 9007-118-7710.

RECOMMENDATION:

THAT MAYOR AND COUNCIL APPROVE PAYMENT OF INVOICE #4 IN THE AMOUNT OF \$53,460.94 TO BUILDER SOLUTIONS, INC. FOR THE WEST STREET SCHOOL CONNECTIVITY PROJECT FROM THE FUNDING LISTED ABOVE.

APPLICATION AND CERTIFICATE FOR PAYMENT

PROJECT: **West Street Elementary School Connectivity Project.**

TO OWNER: **City Of Corning**
794 Third Street
Corning California 96021

APPLICATION NO: **4.00**
APPLICATION DATE: **11/08/23**
PERIOD TO: **10/01/23** to **10/31/23**
Contractors Job #: **2305**

CONTRACTOR: **BUILDER SOLUTION INC.**
3001 East Center Street
Anderson CA 96007

OWNER REP: **Robin Kampmann** CONTRACT DATE: **07/07/23**

CONTRACTOR'S APPLICATION FOR PAYMENT

Application is made for payment, as shown below, in connection with the Contract. Continuation Sheet, A/A is attached.

1. ORIGINAL / REVISED 8..26.2020 CONTRACT SUM	\$ 575,977.02
2. Net change by Change Orders	\$ -
3. CONTRACT SUM TO DATE	\$ 575,977.02
4. TOTAL COMPLETED & STORED TO DATE	\$ 363,083.83
5. RETAINAGE:	
a. 5 % of Material and Labor	\$ 18,154.19
Total Retainage	\$ 18,154.19
6. TOTAL EARNED LESS RETAINAGE	\$ 344,929.64
7. LESS PREVIOUS CERTIFICATES FOR PAYMENT	\$ 291,468.70
8. CURRENT PAYMENT DUE	\$ 53,460.94
9. BALANCE TO FINISH, INCLUDING RETAINAGE	\$ 231,047.38

The undersigned contractor certifies that to the best of the contractor's knowledge information and belief the Work covered by this Application for Payment has been completed in accordance with the Contract Documents, that all amounts have been paid by the contractor for Work for which previous Certificates for Payment were issued and payments received from the owner, and that current payment shown herein is now due.

Contractor: **Builder Solutions Inc.**

By:  Date: **11/8/2023**

Construction Manager Certificate of Payment

In accordance with the Contract Documents, based on on-site observations and the data comprising this application, the Manager certifies to the Owner that to the best of the Manager knowledge, information and belief the Work has progressed as indicated, the quality of the Work is in accordance with the Contract Documents, and the Contractor is entitled to payment of the AMOUNT CERTIFIED.

\$53,460.94

Project Manager: _____
By: _____ Date: _____

This Certificate is not negotiable. The AMOUNT CERTIFIED is payable only to the Contractor named herein. Issuance, payment and acceptance of payment are without prejudice to any rights of the Owner or Contractor under this Contract.

ITEM #	DESCRIPTION OF WORK	QTY	UNIT	UNIT COST	Estimation	WORKS COMPLETED				Mileage On Hand	TOTAL COMPLETED AND STORED	% COMPLETE	BALANCE TO FINISH	RETAINAGE
						Totals	Previous	Current	Current					
1	Traffic Control Plan	1	LS	\$76,329.00	\$ 76,329.00	0.05	\$ 60,840.21	0.71	\$85,471.86	0.08	\$5,206,330.00	85%	\$ 15,480	\$ 3,042.01
2	Lead Compliance Plan	1	LS	\$4,089.00	\$ 4,089.00	1.00	\$ 4,089.00	1.00	\$4,089.00	0.00	\$0.00	100%	\$ -	\$ 204.45
3	Cleaning & Grubbing	1	LS	\$39,927.00	\$ 39,927.00	0.90	\$6,070.50	0.73	\$29,070.50	0.18	\$7,000.00	80%	\$ 3,657	\$ 1,893.53
4	Remove Base and Surfacing	220	CY	\$97.20	\$ 21,384.00	185.00	\$17,964.00	137.70	\$13,384.44	47.30	\$4,977.56	84%	\$ 3,402	\$ 800.10
5	Class 2 Aggregate Base	348	CY	\$76.88	\$ 26,728.64	312.00	\$ 24,080.16	245.80	\$19,585.34	68.20	\$5,714.82	90%	\$ 2,893	\$ 1,243.01
6	Hot Mix Asphalt (Type A)	81	TON	\$554.87	\$ 44,928.67	0.00	\$0.00	0.00	\$0.00	0.00	\$0.00	0%	\$ 44,928	\$ 6,888
7	Remove Continuously Reinforced Concrete Pavement	400	SF	\$15.92	\$ 6,368.00	0.00	\$0.00	0.00	\$0.00	0.00	\$0.00	0%	\$ 6,368	\$ -
8	Continuously Reinforced Concrete Pavement	400	SF	\$12,300.00	\$ 4,920.00	2.00	\$ 6,001.80	2.00	\$5,601.00	0.00	\$0.00	100%	\$ -	\$ 250.05
9	Remove Inlet	2	EA	\$2,609.50	\$ 5,219.00	2.00	\$ 5,219.00	2.00	\$5,219.00	0.00	\$0.00	100%	\$ -	\$ 468.28
10	Change Inlet	2	EA	\$4,682.75	\$ 9,365.50	2.00	\$ 9,365.50	2.00	\$9,365.50	0.00	\$0.00	100%	\$ -	\$ 36.40
11	Remove Barriade	1	EA	\$1,188.00	\$ 1,188.00	1.00	\$1,188.00	1.00	\$1,188.00	0.00	\$0.00	100%	\$ -	\$ -
12	Paintman Barriade	2	EA	\$4,531.50	\$ 9,063.00	0.00	\$0.00	0.00	\$0.00	0.00	\$0.00	0%	\$ 9,063	\$ -
13	Detachable Warning Surfaces	436	SF	\$22.90	\$ 9,984.40	265.00	\$ 6,050.78	165.00	\$ 3,767.79	122.00	\$ 4,013.80	65%	\$ 4,966	\$ 488.63
14	Minor Concrete (Curb and Gutter)	1,379	LF	\$4.97	\$ 6,854.83	1,173.10	\$ 5,860.78	1,044.00	\$ 5,227.95	129.10	\$1,017.81	76%	\$ 12,891	\$ 2,817.62
15	Minor Concrete (Curb, Sidewalk, and Curb Ramp)	10,793	SF	\$14.05	\$ 151,413.15	53,343.01	\$ 750,780.00	6,750.00	\$ 94,500.00	669.70	\$ 2,708,688.00	65%	\$ 12,891	\$ 439.08
16	Minor Concrete (Driveway Concrete)	625	SF	\$14.05	\$ 8,781.25	625.00	\$ 8,781.25	625.00	\$ 8,781.25	0.20	\$ 81.25	100%	\$ -	\$ 439.08
17	Remove Concrete (Curb and Sidewalk)	2,841	SF	\$9.41	\$ 26,802.81	2,450.00	\$ 20,845.00	564.10	\$ 5,247.26	1,865.90	\$15,692.22	69%	\$ 3,288	\$ 1,030.23
18	Remove Concrete (Curb and Gutter)	755	LF	\$14.41	\$ 10,879.55	575.00	\$ 8,287.50	429.60	\$ 6,190.85	154.40	\$ 2,224.90	76%	\$ 2,584	\$ 414.29
19	Paint Curb (2-Coat)	147	LF	\$8.15	\$ 1,208.05	0.00	\$0.00	0.00	\$0.00	0.00	\$0.00	0%	\$ 1,208	\$ -
20	Remove and Replace Chain Link Fence	6	LF	\$99.00	\$ 594.00	0.00	\$0.00	0.00	\$0.00	0.00	\$0.00	0%	\$ 594	\$ -
21	Relocate Chain Link Fence	201	EA	\$24.38	\$ 4,900.78	201.00	\$ 4,900.78	201.00	\$ 4,900.78	0.00	\$0.00	100%	\$ -	\$ 342.54
22	Relocate Roadside Sign-One Post	4	EA	\$297.00	\$ 1,188.00	2.00	\$ 594.00	2.00	\$ 594.00	0.00	\$0.00	50%	\$ 594	\$ 70.70
23	Roadside Sign - One Post	6	EA	\$512.00	\$ 3,072.00	3.00	\$ 1,536.00	3.00	\$ 1,536.00	3.00	\$1,536.00	50%	\$ 1,536	\$ 78.65
24	Roadside Sign	6	EA	\$188.00	\$ 1,128.00	0.00	\$0.00	0.00	\$0.00	0.00	\$0.00	0%	\$ 1,128	\$ -
25	Roadside Traffic Sign	2,664	SF	\$4.20	\$ 11,206.80	0.00	\$0.00	0.00	\$0.00	0.00	\$0.00	0%	\$ 11,206	\$ -
26	Thermoplastic Traffic Stripe	1,730	SF	\$7.35	\$ 12,706.50	0.00	\$0.00	0.00	\$0.00	0.00	\$0.00	0%	\$ 12,706	\$ -
27	Remove Pavement Marking	2,284	SF	\$5.25	\$ 11,990.50	2,284.00	\$ 11,990.50	2,284.00	\$ 11,990.50	0.00	\$0.00	100%	\$ -	\$ 599.55
28	Pedestrian Hybrid Beacon Systems	1	LS	\$35,475.00	\$ 35,475.00	0.00	\$0.00	0.00	\$0.00	0.00	\$0.00	0%	\$ 35,475	\$ -
29	Remove Flashing Beacon Systems	1	LS	\$52,272.00	\$ 52,272.00	0.42	\$ 1,500.00	0.28	\$ 900.00	0.14	\$ 500.00	42%	\$ 2,084	\$ 75.00
30	Mobilization	1	LS	\$43,050.00	\$ 43,050.00	0.80	\$ 34,440.00	0.75	\$ 30,204.00	0.00	\$0.00	80%	\$ 13,846	\$ 1,722.00
31	Construction Staging	1	LS	\$12,075.00	\$ 12,075.00	0.81	\$ 6,622.50	0.81	\$ 6,622.50	0.00	\$0.00	91%	\$ 5,452	\$ 567.63
32	Water Pollution Control Plan	1	LS	\$12,075.00	\$ 12,075.00	0.81	\$ 6,622.50	0.81	\$ 6,622.50	0.00	\$0.00	91%	\$ 5,452	\$ 567.63
Change Orders														
Subtotal Change Orders														
Totals														

Change Orders													
Subtotal Change Orders													
Totals													

Lump Sum Schedule of Values

APPLICATION AND CERTIFICATE FOR PAYMENT

Detail sheet for the G703 detail sheet

In tabulations below, amounts are stated to the nearest dollar.

Use Column 1 on Contracts where variable retainage for line items may apply.

APPLICATION NO: 4.00
 APPLICATION DATE: 11/08/23
 PERIOD TO: 10/17/2023 10/31/23
 GENERAL CONTRACTORS PROJECT NO: 2305

A ITEM NO.	B DESCRIPTION OF WORK	C SCHEDULED VALUE	D WORK COMPLETED		E CURRENT THIS PERIOD	F MATERIALS PRESENTLY STORED	G TOTAL COMPLETED AND STORED	H BALANCE TO FINISH	% COMPLETE
			FROM PREVIOUS APPLICATION	THIS PERIOD					
1	Traffic Control Plan								77%
1.1	Prepare Traffic Control Plan	\$ 17,894.25	\$ 17,894.25	\$ 5,368.33		\$60,840.21	\$ 10,737	85.00%	
1.3	Implement Traffic Control System	\$ 53,682.75	\$ 37,577.63	\$ 5,368.33		\$42,945.96	\$ 10,737	80.00%	
2	Lead Compliance Plan								100%
2.2	Prepare Lead Compliance Plan	\$ 2,500.00	\$ 2,500.00			\$4,089.00		100.00%	
2.3	Implement Lead Compliance Plan	\$ 1,589.00	\$ 1,589.00			\$1,589.00		100.00%	
3	Clearing & Grubbing								73%
3.1	Clear & Grub Houghton Avenue	\$ 9,356.75	\$ 9,356.75	\$ 7,000.00		\$36,070.50	\$3,856.50	90%	
3.2	Clear & Grub South Street	\$ 9,356.75	\$ 9,356.75			\$9,356.75		100.00%	
3.3	Clear & Grub Marin Street	\$ 9,356.75	\$ 9,356.75			\$9,357.00		100.00%	(0)
3.4	Clear & Grub West Street	\$ 9,356.75	\$ 1,000.00	\$ 7,000.00		\$8,000.00	1,357	85.50%	
3.4	Clear & Grub Solano & West Street Intersection	\$ 2,500.00	\$ 2,500.00			\$0.00	2,500	0.00%	
28	Pedestrian Hybrid Beacon System								0%
3.2	Purchase Hybrid Beacon System	\$ 28,000.00	\$ 28,000.00			\$0.00	\$35,478.00	0.00%	
3.3	Install Hybrid Beacon System	\$ 7,478.00	\$ 7,478.00			\$0.00	7,478	0.00%	
29	Remove Flashing Beacon System								28%
3.2	Remove Existing Flashing Beacon System	\$ 3,564.00	\$ 1,000.00	\$ 500.00		\$1,500.00	\$2,064	42.09%	
30	Mobilization								75%
30.1	Insurance Premiums	\$ 5,505.00	\$ 5,505.00			\$39,204.00		75%	
30.2	Bond Cost	\$ 14,399.00	\$ 14,399.00			\$5,505.00		100.00%	
30.3	Prepare Submittals	\$ 5,000.00	\$ 5,000.00			\$14,399.00		100.00%	
30.4	Set Up Staging Area	\$ 4,300.00	\$ 4,300.00			\$5,000.00		100.00%	
30.5	Mobilize Equipment	\$ 10,000.00	\$ 10,000.00			\$4,300.00		100.00%	
30.6	Demobilize Equipment & Jobsite	\$ 7,500.00	\$ 7,500.00			\$10,000.00		100.00%	
30.7	Contract Close Out Submittals	\$ 5,588.00							
31	Construction Staking								80%
5.1	Stake Houghton Avenue	\$ 8,610.00	\$ 8,610.00			\$34,440,000.00	\$ 8,610	80%	
5.2	Stake South Street	\$ 8,610.00	\$ 8,610.00			\$8,610.00		100.00%	
5.3	Stake Marin Street	\$ 8,610.00	\$ 8,610.00			\$8,610.00		100.00%	
5.4	Stake West Street	\$ 8,610.00	\$ 8,610.00			\$8,610.00		100.00%	
5.5	Stake Solano & West Street Intersection	\$ 8,610.00	\$ 8,610.00			\$0.00	8,610	0.00%	
32	Water Pollution Control Plan								82%
6.1	Prepare Water Pollution Control Plan	\$ 12,075.00	\$ 9,952.50	\$ 1,000.00		\$10,952.50	1,123	90.70%	
6.2	Implement Water Pollution Control Plan	\$ 5,000.00	\$ 5,000.00			\$5,000.00		100.00%	
6.2	Implement Water Pollution Control Plan	\$ 7,075.00	\$ 4,952.50	\$ 1,000.00		\$5,952.50	1,123	84.13%	

\$ 222,990.00 \$ 172,227.88 \$ 13,368.33 \$ - \$ 185,596.21 \$ 5.21 \$ 24,325.79

ITEM NO.: G-13
AUTHORIZE PAYMENT OF INVOICE #4
TO BUILDER SOLUTIONS, INC. IN THE
AMOUNT OF \$83,410.88 FOR THE OLIVE
VIEW SCHOOL CONNECTIVITY
PROJECT

November 14, 2023

TO: HONORABLE MAYOR AND COUNCILMEMBERS
FROM: BRANT MESKER, CITY MANAGER
ROBIN KAMPMANN, PE; PUBLIC WORKS/ENGINEER CONSULTANT

SUMMARY:

Staff requests Council authorize payment of invoice #4 to Builder Solutions, Inc. for work done on the Olive View School Connectivity Project in the amount of \$83,410.88. This will be the fourth payment for this contract.

A description of work completed between October 1, 2023 through October 31, 2023 is included with the invoice.

BACKGROUND:

Builder Solutions, Inc. was awarded this project at the June 27, 2023 City Council Meeting after being determined to be the lowest responsive and responsible bidder in the amount of \$534,530.98

FINANCIAL:

The City of Corning was awarded an ATP Grant for the Olive View Elementary School Connectivity Project. The grant funding awarded for the construction portion of the project is in the amount of \$858,000.00. The funding is located in account 9006-118-7710.

RECOMMENDATION:

THAT MAYOR AND COUNCIL APPROVE PAYMENT OF INVOICE #4 IN THE AMOUNT OF \$83,410.88 TO BUILDER SOLUTIONS, INC. FOR THE OLIVE VIEW SCHOOL CONNECTIVITY PROJECT FROM THE FUNDING LISTED ABOVE.

APPLICATION AND CERTIFICATE FOR PAYMENT

PROJECT: Olive View Elementary School Connectivity Project.

TO OWNER: **City Of Corning**
794 Third Street
Corning California 96021

APPLICATION NO: 4.00
APPLICATION DATE: 11/08/23
PERIOD TO: 10/01/23 to 10/31/23
Contractors Job #: 2304

CONTRACTOR: **BUILDER SOLUTION INC.**
3001 East Center Street
Anderson CA 96007

OWNER REP: **Robin Kampmann** CONTRACT DATE: 07/07/23

CONTRACTOR'S APPLICATION FOR PAYMENT

Application is made for payment, as shown below, in connection with the Contract. Continuation Sheet, AIA is attached.

1. ORIGINAL / REVISED 8..26.2020 CONTRACT SUM	\$ 534,530.98
2. Net change by Change Orders	\$ -
3. CONTRACT SUM TO DATE	\$ 534,530.98
4. TOTAL COMPLETED & STORED TO DATE	\$ 306,411.51
5. RETAINAGE:	
a. 5 % of Material and Labor	\$ 15,320.58
Total Retainage	\$ 15,320.58
6. TOTAL EARNED LESS RETAINAGE	\$ 291,090.93
7. LESS PREVIOUS CERTIFICATES FOR PAYMENT	-
8. CURRENT PAYMENT DUE	\$ 83,410.88
9. BALANCE TO FINISH, INCLUDING RETAINAGE	\$ 243,440.05

The undersigned contractor certifies that to the best of the contractor's knowledge information and belief the Work covered by this Application for Payment has been completed in accordance with the Contract Documents, that all amounts have been paid by the contractor for Work for which previous Certificates for Payment were issued and payments received from the owner, and that current payment shown herein is now due.

Contractor: **Builder Solutions Inc.**

By: *esk* Date: 11/8/2023

Construction Manager Certificate of Payment

In accordance with the Contract Documents, based on on-site observations and the data comprising this application, the Manager certifies to the Owner that to the best of the Manager knowledge, information and belief the Work has progressed as indicated, the quality of the Work is in accordance with the Contract Documents, and the Contractor is entitled to payment of the AMOUNT CERTIFIED.

\$83,410.88

Project Manager
By: _____

Date: _____

This Certificate is not negotiable. The AMOUNT CERTIFIED is payable only to the Contractor named herein. Issuance, payment and acceptance of payment are without prejudice to any rights of the Owner or Contractor under this Contract.

APPLICATION NO. 4.00
APPLICATION DATE: 11/08/23
PERIOD TO: 10/07/23
GENERAL CONTRACTORS PROJECT NO. 2304

CONTINUATION SHEET
APPLICATION AND CERTIFICATE FOR PAYMENT.
containing Contractor's signed Certification, is attached
in tabulations below. amounts are stated to the nearest dollar
Use Column 1 on Contracts when variable retainage for bid items may apply

ITEM #	DESCRIPTION OF WORK	QTY	UNIT	Unit Cost	Estimation	WORK COMPLETED				Materials On Hand	TOTAL COMPLETED AND STORED	% COMPLETE	BALANCE TO FINISH	RETAINAGE
						Todays	Previous	Current	Current					
1	Traffic Control Plan	1	LS	\$ 71,250.00	\$ 71,250.00	0.00	\$ 33,844.45	0.00	\$ 33,844.45	\$ 33,844.45	58%	\$ 32,065	\$ 1,699.41	
2	Lead Compliance Plan	1	LS	\$ 4,752.00	\$ 4,752.00	0.00	\$ 4,000.00	0.00	\$ 4,000.00	\$ 4,000.00	84%	\$ 653	\$ 304.45	
3	Cleaning and Grabbing	289	CY	\$ 120.85	\$ 34,725.65	0.00	\$ 35,616.00	0.00	\$ 35,616.00	\$ 35,616.00	97%	\$ 1,171	\$ 1,700.80	
4	Remove Base and Surfacing	909	SF	\$ 8.63	\$ 7,845.67	0.00	\$ 214.40	0.00	\$ 214.40	\$ 214.40	100%	\$ 0.00	\$ 1,746.20	
5	Alphalt Driveway Conform.	350	CY	\$ 42.19	\$ 14,766.50	0.00	\$ 101.00	0.00	\$ 101.00	\$ 101.00	0%	\$ 0.00	\$ 465.82	
6	Class 2 Aggregate Base	106	TON	\$ 538.80	\$ 56,952.00	0.00	\$ 0.00	0.00	\$ 0.00	\$ 0.00	0%	\$ 0.00	\$ 56,952.00	
7	Hot Mix Asphalt (Type A)	20	SF	\$ 149.25	\$ 2,985.00	0.00	\$ 0.00	0.00	\$ 0.00	\$ 0.00	0%	\$ 0.00	\$ 2,985.00	
8	HMA Ramp	301	SF	\$ 31.54	\$ 9,485.54	0.00	\$ 0.00	0.00	\$ 0.00	\$ 0.00	0%	\$ 0.00	\$ 9,485.54	
9	Depectable Warning Surface	10	EA	\$ 475.20	\$ 4,752.00	0.00	\$ 0.00	0.00	\$ 0.00	\$ 0.00	0%	\$ 0.00	\$ 4,752.00	
10	Adjust Frame and Cover to Grade	1	EA	\$ 8,702.25	\$ 8,702.25	0.00	\$ 0.00	0.00	\$ 0.00	\$ 0.00	100%	\$ 0.00	\$ 8,702.25	
11	Seddie Drainage Inlet	1	EA	\$ 3,951.00	\$ 3,951.00	0.00	\$ 0.00	0.00	\$ 0.00	\$ 0.00	0%	\$ 0.00	\$ 3,951.00	
12	Under Sidewalk Drain	1,677	LF	\$ 6.63	\$ 11,108.71	0.00	\$ 0.00	0.00	\$ 0.00	\$ 0.00	0%	\$ 0.00	\$ 11,108.71	
13	Minor Concrete (Curb and Gutter)	11,411	SF	\$ 6.90	\$ 78,725.90	0.00	\$ 0.00	0.00	\$ 0.00	\$ 0.00	0%	\$ 0.00	\$ 78,725.90	
14	Minor Concrete (Curb, Sidewalk, and Curb Ramp)	1,082	SF	\$ 53.35	\$ 57,846.70	0.00	\$ 0.00	0.00	\$ 0.00	\$ 0.00	0%	\$ 0.00	\$ 57,846.70	
15	Minor Concrete (Overpass Concrete)	750	SF	\$ 13.57	\$ 10,177.50	0.00	\$ 0.00	0.00	\$ 0.00	\$ 0.00	0%	\$ 0.00	\$ 10,177.50	
16	Concrete Driveway Conform	1,335	SF	\$ 8.75	\$ 11,681.25	0.00	\$ 0.00	0.00	\$ 0.00	\$ 0.00	0%	\$ 0.00	\$ 11,681.25	
17	Minor Concrete (Turn Down Sidewalk)	1,001	LF	\$ 16.41	\$ 16,426.41	0.00	\$ 0.00	0.00	\$ 0.00	\$ 0.00	0%	\$ 0.00	\$ 16,426.41	
18	Remove Concrete (Curb and Sidewalk)	228	LF	\$ 7.26	\$ 1,654.68	0.00	\$ 0.00	0.00	\$ 0.00	\$ 0.00	0%	\$ 0.00	\$ 1,654.68	
19	Remove Concrete (Curb and Gutter)	126	LF	\$ 23.02	\$ 2,900.52	0.00	\$ 0.00	0.00	\$ 0.00	\$ 0.00	0%	\$ 0.00	\$ 2,900.52	
20	Paint Curb (2-Coat)	5	EA	\$ 650.40	\$ 3,252.00	0.00	\$ 0.00	0.00	\$ 0.00	\$ 0.00	0%	\$ 0.00	\$ 3,252.00	
21	Relocate Chain Link Fence	2	EA	\$ 1,188.00	\$ 2,376.00	0.00	\$ 0.00	0.00	\$ 0.00	\$ 0.00	0%	\$ 0.00	\$ 2,376.00	
22	Relocate Roadside Sign - One Post	10	EA	\$ 762.00	\$ 7,620.00	0.00	\$ 0.00	0.00	\$ 0.00	\$ 0.00	0%	\$ 0.00	\$ 7,620.00	
23	Relocate Roadside Sign - One Post	1	EA	\$ 2,376.00	\$ 2,376.00	0.00	\$ 0.00	0.00	\$ 0.00	\$ 0.00	0%	\$ 0.00	\$ 2,376.00	
24	Remove & Replace Roadside Sign	1	EA	\$ 8.45	\$ 8.45	0.00	\$ 0.00	0.00	\$ 0.00	\$ 0.00	0%	\$ 0.00	\$ 8.45	
25	Thermoplastic Pavement Marking	1,291	SF	\$ 6.25	\$ 8,079.75	0.00	\$ 0.00	0.00	\$ 0.00	\$ 0.00	0%	\$ 0.00	\$ 8,079.75	
26	Remove Pavement Marking	11	EA	\$ 609.75	\$ 6,707.25	0.00	\$ 0.00	0.00	\$ 0.00	\$ 0.00	0%	\$ 0.00	\$ 6,707.25	
27	Parking Bumper	186	LF	\$ 3.15	\$ 586.65	0.00	\$ 0.00	0.00	\$ 0.00	\$ 0.00	0%	\$ 0.00	\$ 586.65	
28	Paint Traffic Stripe	1	LS	\$ 53,222.40	\$ 53,222.40	0.00	\$ 0.00	0.00	\$ 0.00	\$ 0.00	0%	\$ 0.00	\$ 53,222.40	
29	Mobilization	1	LS	\$ 28,250.00	\$ 28,250.00	0.00	\$ 0.00	0.00	\$ 0.00	\$ 0.00	0%	\$ 0.00	\$ 28,250.00	
30	Construction Staging	1	LS	\$ 11,025.00	\$ 11,025.00	0.00	\$ 0.00	0.00	\$ 0.00	\$ 0.00	0%	\$ 0.00	\$ 11,025.00	
31	Water Pollution Control Program	1	LS	\$ 334,530.98	\$ 334,530.98	0.00	\$ 0.00	0.00	\$ 0.00	\$ 0.00	0%	\$ 0.00	\$ 334,530.98	
Sub Total Contract Work														
						\$306,411.51	\$216,110.58	\$90,300.93	\$0.00	\$306,411.51	57.32%	\$ 228,119	\$ 15,320.58	
Change Orders														
						\$0.00	\$0.00	\$0.00	\$0.00	\$0.00	0.00%	\$ 0.00	\$ 0.00	
						\$0.00	\$0.00	\$0.00	\$0.00	\$0.00	0.00%	\$ 0.00	\$ 0.00	
						\$0.00	\$0.00	\$0.00	\$0.00	\$0.00	0.00%	\$ 0.00	\$ 0.00	
						\$0.00	\$0.00	\$0.00	\$0.00	\$0.00	0.00%	\$ 0.00	\$ 0.00	
Subtotal Change Orders						\$0.00	\$0.00	\$0.00	\$0.00	\$0.00	0.00%	\$ 0.00	\$ 0.00	
Totals						\$306,411.51	\$216,110.58	\$90,300.93	\$0.00	\$306,411.51	57.32%	\$ 228,119	\$ 15,320.58	

Lump Sum Schedule of Values

APPLICATION AND CERTIFICATE FOR PAYMENT,

Detail sheet for the G703 detail sheet
 In tabulations below, amounts are stated to the nearest dollar.
 Use Column 1 on Contracts where variable retainage for line items may apply.

APPLICATION NO: 4.00
 APPLICATION DATE: 11/08/23
 PERIOD TO: 10/1/2023 - 10/31/23
 GENERAL CONTRACTORS PROJECT NO: 2304

ITEM NO.	DESCRIPTION OF WORK	C		D	E		F	G	H	
		SCHEDULED VALUE	WORK COMPLETED		Current THIS PERIOD	MATERIALS PRESENTLY STORED				TOTAL COMPLETED AND STORED
1	Traffic Control Plan	\$ 71,253.00	\$ 39,844.15	\$ 39,844.15	\$ 5,343.98			\$39,188.13	56.00%	\$ 32,065
1.1	Prepare Traffic Control Plan	\$ 17,813.25	\$ 17,813.25	\$ 17,813.25				\$17,813.25	100.00%	\$ -
1.2	Implement Traffic Control System	\$ 53,439.75	\$ 16,030.90	\$ 16,030.90	\$ 5,343.98			\$21,374.88	40.00%	\$ 32,065
2	Lead Compliance Plan	\$ 4,089.00	\$ 2,500.00	\$ 2,500.00	\$ 1,589.00			\$4,089.00	100%	\$ -
2.2	Prepare Lead Compliance Plan	\$ 2,500.00	\$ 2,500.00	\$ 2,500.00				\$2,500.00	100.00%	\$ -
2.3	Implement Lead Compliance Plan	\$ 1,589.00	\$ 1,589.00	\$ 1,589.00	\$ 1,589.00			\$1,589.00	100.00%	\$ -
3	Clearing & Grubbing	\$ 39,927.00	\$ 29,818.00	\$ 29,818.00	\$ 6,000.00			\$35,618.00	99%	\$4,309.00
3.2	Clear Fig Street	\$ 13,309.00	\$ 13,309.00	\$ 13,309.00				\$13,309.00	100.00%	\$ -
3.3	Clear Almond Street	\$ 13,309.00	\$ 3,000.00	\$ 3,000.00	\$ 6,000.00			\$9,000.00	67.62%	\$ 4,309
3.4	Clear Pear Street	\$ 13,309.00	\$ 13,309.00	\$ 13,309.00				\$13,309.00	100.00%	\$ -
30	Mobilization	\$ 53,222.40	\$ 39,916.80	\$ 39,916.80				\$39,916.80	75%	\$ 13,305.60
30.1	Insurance Premiums	\$ 5,500.00	\$ 5,500.00	\$ 5,500.00				\$5,500.00	100.00%	\$ -
30.2	Bond Cost	\$ 13,363.00	\$ 13,363.00	\$ 13,363.00				\$13,363.00	100.00%	\$ -
30.3	Prepare Submittals	\$ 7,500.00	\$ 7,500.00	\$ 7,500.00				\$7,500.00	100.00%	\$ -
30.4	Set Up Staging Area	\$ 5,000.00	\$ 5,000.00	\$ 5,000.00				\$5,000.00	100.00%	\$ -
30.5	Mobilize Equipment	\$ 8,553.80	\$ 8,553.80	\$ 8,553.80				\$8,553.80	100.00%	\$ -
30.6	Demobilize Job Site	\$ 8,000.00	\$ 8,000.00	\$ 8,000.00				\$8,000.00	0.00%	\$ 8,000
30.7	Project Close Out	\$ 5,305.60	\$ 5,305.60	\$ 5,305.60				\$5,305.60	0.00%	\$ 5,306
31	Construction Staking	\$ 26,250.00	\$ 26,250.00	\$ 26,250.00				\$26,250.00	100%	\$ -
5.1	Stake Fig Street	\$ 8,000.00	\$ 8,000.00	\$ 8,000.00				\$8,000.00	100.00%	\$ -
5.2	Stake Almond Street	\$ 8,000.00	\$ 8,000.00	\$ 8,000.00				\$8,000.00	100.00%	\$ -
5.3	Stake Pear Street	\$ 8,000.00	\$ 8,000.00	\$ 8,000.00				\$8,000.00	100.00%	\$ -
5.4	Staking S Marguile Ave	\$ 2,250.00	\$ 2,250.00	\$ 2,250.00				\$2,250.00	100.00%	\$ -
32	Water Pollution Control Plan	\$ 11,025.00	\$ 7,410.00	\$ 7,410.00	\$ 1,205.00			\$8,615.00	78.14%	\$ 2,410
6.1	Prepare Water Pollution Control Plan	\$ 5,000.00	\$ 5,000.00	\$ 5,000.00				\$5,000.00	100.00%	\$ -
6.2	Implement Water Pollution Control Plan	\$ 6,025.00	\$ 2,410.00	\$ 2,410.00	\$ 1,205.00			\$3,615.00	60.00%	\$ 2,410

\$ 205,766.40 \$ 139,538.95 \$ 14,137.98 \$ - \$ 153,676.93 \$ 4.97 \$ 38,783.87

ITEM NO.: J-14
AWARD BID FOR THE CITY-WIDE PEST CONTROL SERVICES FOR A THREE-YEAR CONTRACT TO HUNTERS SERVICES, INC. IN THE AMOUNT OF \$11,500.00/YR AND AUTHORIZE STAFF TO EXECUTE CONTRACT
NOVEMBER 14, 2023

TO: HONORABLE MAYOR AND COUNCILMEMBERS
FROM: BRANT MESKER, CITY MANAGER
ROBIN KAMPMANN, PE; PUBLIC WORKS/ENGINEER CONSULTANT

SUMMARY:

On Wednesday, June 7, 2023, the City received and opened eight (8) Formal Bids for the City-Wide Pest Control Services. The bid summary is below:

Company	Location	Bid Amount
Hunters Services, Inc.	Oroville, CA	\$11,500/year
Jefferson Pest Control	Redding, CA	\$11,856/year
Central Sierra Enterprise, Inc.	North Fork, CA	\$16,200/year
Big Time Pest Control	Anderson, CA	\$19,140/year
Hobbs Pest Solutions, Inc	Oroville, CA	\$19,320/year
T. Brooks Pest Control	Corning, CA	\$19,512/year
Advanced IPM	Roseville, CA	\$22,512/year
Woods Pest Control, Inc.	Redding, CA	\$24,780/year

The specifications for Pest Control Services to be provided by the Contractor, and the proposal forms submitted from each company are attached for Council review.

Staff is seeking authorization to award the 3-year Pest Control Services Contract to Hunters Services, Inc. who has been determined to be the lowest responsive and responsible bidder.

FUNDING:

These services are an approved budget item, the funds are located in the following accounts:

108-6175-3000	Pest & Weed/Tree Spraying – Street Maint.	\$7,000
610-6175-5200	Weed & Pest Spraying – WWTP	\$7,000
630-6175-7100	Weed/Tree/Pest Spraying – Water Maint.	\$5,400
001-6175-1600	Weed/Tree Spraying – General City	\$7,000

RECOMMENDATION:

THAT MAYOR AND COUNCIL AWARD THE BID FOR THE CITY-WIDE PEST CONTROL SERVICES FOR A THREE-YEAR CONTRACT TO HUNTER SERVICES, INC. IN THE AMOUNT OF \$11,500.00/YEAR AND AUTHORIZE STAFF TO EXECUTE CONTRACT.



SPECIFICATIONS- PEST CONTROL SERVICES

Pest Control: Each property and all buildings are to be sprayed on a bi-weekly basis with approved material. Contractor shall de-web the exterior of each building during each visit.

Pest	Place	Address	Additional Instructions
	Buildings		
X	City Hall	794 Third St.	Basement-will need to schedule during nonworking hours)
X	Police Dept.	774 Third St.	Basement-will need to schedule during nonworking hours)
X	Public Works Yard	1106 Butte St.	
X	Library	740 Third St.	
X	Fire Dept.	814 Fifth St.	
X	Rodger's Theater	1217 Solano St.	
X	Transportation Center	1081 Solano St.	
X	Senior Center	1015 4 th Ave.	
X	Museum	1110 Solano St.	
X	Airport	930 N. Marguerite	Terminal Building & Main Hangar
X	City Rental Home	642 Blackburn Ave.	
X	Wastewater Treatment Plant	25010 Gardiner Ferry Rd.	
	Park Sites		
X	Yost Field	998 Tehama St.	Including Dugouts & Bleacher Areas, bathrooms & concession stand area, **
X	Northside Park	1414 Colusa	Including Bleacher Areas & Bathrooms **
X	CCP / Soccer Fields	1624 Houghton	Including Concession Stand and Bathrooms **
X	CCP /Skate Park	1485 Toomes Ave.	Including Bathrooms **
X	Woodson Park	1051 Peach St.	Including Bathrooms **
X	Childrens Memorial Park	225 Edith Ave.	Play Equipment
X	Clark Park	103 Fig Lane	Including Bathrooms, Concession Stand and Bleacher Area **
	Well Sites		Each Building is approximately 1,000 sf in size.
X	001 6S	6 th Street	
X	002 BB	Blackburn	
X	003 BS	Butte	
X	008 EA	Edith	
X	009 FA	Fripp	
X	010 H9	Hwy 99W	
X	019 CP	Clark	

Initial spraying shall begin as soon as the contract is awarded and re-sprayed bi-weekly or as often as necessary to provide Pest Control. The above stated shall apply year-round throughout the term of the contract.

**Inspect, treat and de-web restrooms, snack bars, dug outs, benches, gazebo area, trash containers, dumpster areas and play equipment. Treat inside as needed to check black widow spider concerns, and other insects. Treat the play equipment, with a non-toxic (to humans) spider killing material (Eco-Smart technologies) to check black widow and other spider activity. Check for all crawling insects.



**PROPOSAL FORM:
PEST CONTROL SERVICES**

Proposals will be accepted at 794 Third Street, Corning, CA 96021 until **2:00 p.m. on June 7, 2023**. All proposals must be clearly marked "**SEALED BID – PEST CONTROL SERVICES - DO NOT OPEN.**" All proposals submitted will be opened and read promptly following the 2:00 pm proposal closing.


Lump Sum: Furnish Pest Control Services \$ 11,856 /per year

The prices quoted herein are firm, and are not subject to change.

It is understood that this proposal shall remain open and shall not be withdrawn for a period of forty-five (45) days from the date prescribed for the opening of the Proposals.

It is agreed that the service to be provided under this proposal will be for a three-year contract period.

The City of Corning reserves the right to reject any and all proposals submitted or to waive any irregularity. In the event of identical proposals, the City of Corning will be the sole judge of the Company to receive the proposal.


Signature of Company Representative

5/31/2023
Date

George Simmons
Printed Name of Representative

Jefferson Pest Control
Company Name

PR 8710
California State Contractors
License Number

2221 Jessica Way
Redding, CA 96002
Address

DIR #: 530 377-4677

530-227-3182
Phone

A contractor and/or subcontractor shall not be qualified to bid on, be listed in a bid proposal, subject to the requirements of Section 4104 of the Public Contract Code, or engage in the performance of any contract for public work, as defined in this chapter, unless currently registered and qualified to perform public work pursuant to Labor Code Section 1725.5.



**PROPOSAL FORM:
PEST CONTROL SERVICES**

Proposals will be accepted at 794 Third Street, Corning, CA 96021 until **2:00 p.m. on June 7, 2023**. All proposals must be clearly marked "**SEALED BID – PEST CONTROL SERVICES - DO NOT OPEN.**" All proposals submitted will be opened and read promptly following the 2:00 pm proposal closing.

Lump Sum: Furnish Pest Control Services \$ 16,200.00 /per year

The prices quoted herein are firm, and are not subject to change.

It is understood that this proposal shall remain open and shall not be withdrawn for a period of forty-five (45) days from the date prescribed for the opening of the Proposals.

It is agreed that the service to be provided under this proposal will be for a three-year contract period.

The City of Corning reserves the right to reject any and all proposals submitted or to waive any irregularity. In the event of identical proposals, the City of Corning will be the sole judge of the Company to receive the proposal.



Signature of Company Representative

05/24/2023

Date

Jason Neville

Printed Name of Representative

Central Sierra Enterprise, dba Central Sierra Pest Control

Company Name

977634

California State Contractors
License Number

54566 Rd 200

North Fork CA 93643

Address

DIR #: PW-LR-1000616438

559-658-6262

Phone

A contractor and/or subcontractor shall not be qualified to bid on, be listed in a bid proposal, subject to the requirements of Section 4104 of the Public Contract Code, or engage in the performance of any contract for public work, as defined in this chapter, unless currently registered and qualified to perform public work pursuant to Labor Code Section 1725.5.



PROPOSAL FORM:
PEST CONTROL SERVICES

Proposals will be accepted at 794 Third Street, Corning, CA 96021 until **2:00 p.m. on June 7, 2023**. All proposals must be clearly marked "**SEALED BID – PEST CONTROL SERVICES - DO NOT OPEN.**" All proposals submitted will be opened and read promptly following the 2:00 pm proposal closing.

Lump Sum: Furnish Pest Control Services \$ 22,512.00 /per year

The prices quoted herein are firm, and are not subject to change.

It is understood that this proposal shall remain open and shall not be withdrawn for a period of forty-five (45) days from the date prescribed for the opening of the Proposals.

It is agreed that the service to be provided under this proposal will be for a three-year contract period.

The City of Corning reserves the right to reject any and all proposals submitted or to waive any irregularity. In the event of identical proposals, the City of Corning will be the sole judge of the Company to receive the proposal.

Jennifer McFeron
Signature of Company Representative

6/5/2023
Date

Jennifer McFeron
Printed Name of Representative

Advanced Integrated Pest Management
Company Name

CA DPR 32478
California State Contractors
License Number

1482 Stone Point Drive
Roseville, CA 95661
Address

DIR #: 1000018543

530-701-5737
Phone

A contractor and/or subcontractor shall not be qualified to bid on, be listed in a bid proposal, subject to the requirements of Section 4104 of the Public Contract Code, or engage in the performance of any contract for public work, as defined in this chapter, unless currently registered and qualified to perform public work pursuant to Labor Code Section 1725.5.



PROPOSAL FORM:

PEST CONTROL SERVICES

Proposals will be accepted at 794 Third Street, Corning, CA 96021 until **2:00 p.m. on June 7, 2023**. All proposals must be clearly marked "**SEALED BID – PEST CONTROL SERVICES - DO NOT OPEN.**" All proposals submitted will be opened and read promptly following the 2:00 pm proposal closing.

Lump Sum: Furnish Pest Control Services

\$ 19,512 /per year

The prices quoted herein are firm, and are not subject to change.

It is understood that this proposal shall remain open and shall not be withdrawn for a period of forty-five (45) days from the date prescribed for the opening of the Proposals.

It is agreed that the service to be provided under this proposal will be for a three-year contract period.

The City of Corning reserves the right to reject any and all proposals submitted or to waive any irregularity. In the event of identical proposals, the City of Corning will be the sole judge of the Company to receive the proposal.

T. Brooks

Signature of Company Representative

6-6-23

Date

T. Brooks

Printed Name of Representative

T. Brooks Pest Control

Company Name

Operator Lic# 13401

California State Contractors

License Number

23378 River Rd

Address

Corning, CA 96021

DIR #: 530-838-5291

530-200-2912

Phone

A contractor and/or subcontractor shall not be qualified to bid on, be listed in a bid proposal, subject to the requirements of Section 4104 of the Public Contract Code, or engage in the performance of any contract for public work, as defined in this chapter, unless currently registered and qualified to perform public work pursuant to Labor Code Section 1725.5.



PROPOSAL FORM:

PEST CONTROL SERVICES

Proposals will be accepted at 794 Third Street, Corning, CA 96021 until **2:00 p.m. on June 7, 2023**. All proposals must be clearly marked "**SEALED BID – PEST CONTROL SERVICES - DO NOT OPEN.**" All proposals submitted will be opened and read promptly following the 2:00 pm proposal closing.

Lump Sum: Furnish Pest Control Services

\$ 19,320 /per year

The prices quoted herein are firm, and are not subject to change.

It is understood that this proposal shall remain open and shall not be withdrawn for a period of forty-five (45) days from the date prescribed for the opening of the Proposals.

It is agreed that the service to be provided under this proposal will be for a three-year contract period.

The City of Corning reserves the right to reject any and all proposals submitted or to waive any irregularity. In the event of identical proposals, the City of Corning will be the sole judge of the Company to receive the proposal.

Buddy Hobbs
Signature of Company Representative

5/24/2023
Date

Buddy Hobbs
Printed Name of Representative

Hobbs Pest Solutions, Inc.
Company Name

California State Contractors
License Number

Address

DIR #: _____

Phone

A contractor and/or subcontractor shall not be qualified to bid on, be listed in a bid proposal, subject to the requirements of Section 4104 of the Public Contract Code, or engage in the performance of any contract for public work, as defined in this chapter, unless currently registered and qualified to perform public work pursuant to Labor Code Section 1725.5.

ITEM NO.: J-15
AWARD BID FOR THE CITY-WIDE WEED CONTROL SERVICES FOR A THREE-YEAR CONTRACT TO HUNTERS SERVICES, INC. IN THE AMOUNT OF \$7,749.00/YR AND AUTHORIZE STAFF TO EXECUTE CONTRACT
NOVEMBER 14, 2023

TO: HONORABLE MAYOR AND COUNCILMEMBERS
FROM: BRANT MESKER, CITY MANAGER 
ROBIN KAMPMANN, PE; PUBLIC WORKS/ENGINEER CONSULTANT

SUMMARY:

On Wednesday, June 7, 2023, the City received and opened four (4) Formal Bids for the City-Wide Weed Control Services. The bid summary is below:

Company	Location	Bid Amount
Hunters Services, Inc.	Oroville, CA	\$7,749.00/year
Central Sierra Enterprise, Inc.	North Fork, CA	\$33,600.00/year
Green Acres Spraying, Inc.	Artois, CA	\$48,000.00/year
Advanced IPM	Roseville, CA	\$110,400.00/year

The specifications for weed control services to be provided, and the proposal forms submitted from each company are attached for Council review.

Staff is seeking authorization to award the 3 year Weed Control Services Contract to Hunters Services, Inc. who has been determined to be the lowest responsive and responsible bidder.

FUNDING:

These services are an approved budget item, the funds are located in the following accounts:

108-6175-3000	Pest & Weed/Tree Spraying – Street Maint.	\$7,000
610-6175-5200	Weed & Pest Spraying – WWTP	\$7,000
630-6175-7100	Weed/Tree/Pest Spraying – Water Maint.	\$5,400
001-6175-1600	Weed/Tree Spraying – General City	\$7,000

RECOMMENDATION:

THAT MAYOR AND COUNCIL AWARD THE BID FOR THE CITY-WIDE WEED CONTROL SERVICES FOR A THREE-YEAR CONTRACT TO HUNTER SERVICES, INC. IN THE AMOUNT OF \$7,749.00/YEAR AND AUTHORIZE STAFF TO EXECUTE CONTRACT.



SPECIFICATIONS - WEED CONTROL SERVICES

Weed Control: Each property shall be sprayed as soon as the contract is awarded and re-sprayed on a bi-weekly basis or as often as necessary to control weed and grass growth throughout the term of the contract. Pre-emergent should be herbicide (diuron or equivalent) and Amino Triazole and shall be done year round. The above stated shall apply year-round throughout the term of the contract

Weed	Place	Address	Additional Instructions
	Buildings		
X	Public Works Yard	1106 Butte St.	
X	Airport	930 N. Marguerite	30 foot path on both sides of the taxiway and runway. The north end of the runway should also have a 30 foot path beyond the lights. Treatments around hangar building, office building and asphalt tie down areas. Treatment on the west side of Marguerite Avenue from fence line to the edge of asphalt between Blackburn and Neva.
X	Wastewater Treatment Plant	25010 Gardiner Ferry Rd.	
	Park Sites		
X	Yost Field	998 Tehama St.	Baseball infield Areas, Warning track of baseball field and outside of the chain link fencing area
X	Clark Park	103 Fig Lane	Baseball infield areas, batting cage, all unpaved areas, drainage ditch and along the edge of the chain link fence.
	Well Sites		
			Each Building is approximately 1,000 sf in size.
X	002 BB	Blackburn	Area within Chain Link Fence
X	004 HA	Houghton	Area around well house
X	006 P#1	Pilot #1	Area within Chain Link Fence
X	010 H9	Hwy 99W	Area around well house
	Misc. City Locations		
X	Toomes Avenue – Loleta Avenue Drainage		Treat west side of Toomes Avenue heading south, turn right on Loleta Avenue treating on north side to Hwy. 99W
X	Blackburn Moon Drain		From Edith Avenue to Corona Avenue Bridge
X	Solano Street Sidewalk and Curbs		Treat sidewalks and parking strips on Solano Street from Edith Avenue to Marguerite Avenue including tree grates and planter bulb outs.
X	Alleys, Right-of-ways & Drainage Ditches		All alleys, right-of-ways (fence to fence), and drainage ditches next to roadways are to be treated.
X	Hwy 99W Drainage Ditch		Drainage ditch from 1870 Hwy 99W to Blossom Creek
X	Hwy 99W Hydrants		All fire hydrants from Solano Street to South Ave (10' radius around hydrants)
X	Marin Street		At Blackburn Ditch on east side of drainage.
X	Puncture Vines		Treatment of puncture vines to be sprayed in June and July in baseball infields and at the Corporation Yard



PROPOSAL FORM:

WEED CONTROL SERVICES

Proposals will be accepted at 794 Third Street, Corning, CA 96021 until **2:30 p.m. on June 7, 2023**. All proposals must be clearly marked "**SEALED BID – WEED CONTROL SERVICES - DO NOT OPEN.**" All proposals submitted will be opened and read promptly following the 2:00 pm proposal closing.

Lump Sum: Furnish Weed Control Services \$ 7,749.00 per year

The prices quoted herein are firm, and are not subject to change.

It is understood that this proposal shall remain open and shall not be withdrawn for a period of forty-five (45) days from the date prescribed for the opening of the Proposals.

It is agreed that the service to be provided under this proposal will be for a three-year contract period.

The City of Corning reserves the right to reject any and all proposals submitted or to waive any irregularity. In the event of identical proposals, the City of Corning will be the sole judge of the Company to receive the proposal.

Joe Craig
Signature of Company Representative

5/22/23
Date

Joe Craig
Printed Name of Representative

Hunters Services Inc
Company Name

OPR 9803
California State Contractors
License Number

2060 Third St
Droville, CA 95965
Address

DIR #: 100050501

530-342-8950
Phone

A contractor and/or subcontractor shall not be qualified to bid on, be listed in a bid proposal, subject to the requirements of Section 4104 of the Public Contract Code, or engage in the performance of any contract for public work, as defined in this chapter, unless currently registered and qualified to perform public work pursuant to Labor Code Section 1725.5.



PROPOSAL FORM:

WEED CONTROL SERVICES

Proposals will be accepted at 794 Third Street, Corning, CA 96021 until **2:30 p.m. on June 7, 2023**. All proposals must be clearly marked "**SEALED BID – WEED CONTROL SERVICES - DO NOT OPEN.**" All proposals submitted will be opened and read promptly following the 2:00 pm proposal closing.

Lump Sum: Furnish Weed Control Services

\$ 48,000 /per year

The prices quoted herein are firm, and are not subject to change.

It is understood that this proposal shall remain open and shall not be withdrawn for a period of forty-five (45) days from the date prescribed for the opening of the Proposals.

It is agreed that the service to be provided under this proposal will be for a three-year contract period.

The City of Corning reserves the right to reject any and all proposals submitted or to waive any irregularity. In the event of identical proposals, the City of Corning will be the sole judge of the Company to receive the proposal.

[Handwritten Signature]
Signature of Company Representative

6-5-2023
Date

WESLEY GRESBRECHT
Printed Name of Representative

GREEN ACRES SPRAYING, INC
Company Name

41301
California State Contractors
License Number

PO BOX 134
ARTOZS CA 95913
Address

DIR #: PW-LR-100104 2268

(530) 934-9304
Phone

A contractor and/or subcontractor shall not be qualified to bid on, be listed in a bid proposal, subject to the requirements of Section 4104 of the Public Contract Code, or engage in the performance of any contract for public work, as defined in this chapter, unless currently registered and qualified to perform public work pursuant to Labor Code Section 1725.5.

ITEM NO: J-16
REQUEST APPROVAL FOR THE
ALCOHOL POLICY AT RODGERS
THEATER RENTALS.

November 14, 2023

TO: HONORABLE MAYOR AND CITY COUNCIL

FROM: BRANT MESKER, CITY MANAGER 
CHRISSE MEEDS, PLANNER II/ RECREATION COORDINATOR 

BACKGROUND:

Rodgers Theater is a City owned building and has been operated and rented out by the Corning Community Foundation. Staff were approached by Tony Cardenas from the Corning Community Foundation to request that the City take over the operations and rentals at the Rodgers Theater until Corning Recreation no longer needs the use of the theater. Currently Corning Recreation uses the theater Monday through Friday, and the Foundation coordinates rentals on the weekends to create income for the Foundation.

DISCUSSION:

At the October 24, 2023 City Council meeting staff brought forth the Rental Agreement and Rental Policy for Rodgers Theater, Council agreed to them, however wanted to add an alcohol policy. Staff has created an alcohol policy (See Attached as Exhibit A) The alcohol policy will allow for renters to serve alcohol at their event, If alcohol will be served there will be an increased deposit from \$300.00 to \$400.00, the renters will need to provide insurance coverage and list the City as additional insured, be required to pay an additional \$100.00 to the base rental fee amount and will be required to have a security company on site for the duration of the event.

RECOMMENDATION:

MAYOR AND COUNCIL:

1. APPROVE THE ALCOHOL POLICY FOR RODGERS THEATER RENTALS; or
2. AMEND THE PROPOSED POLICY AT DIRECTION FORM COUNCIL.

ALCOHOL POLICY

1. Any event that will be serving alcoholic beverages will require the following documentation.
 - a. General Liability Insurance, with proof of two million dollar (\$2,000,000) general liability per occurrence, and four million dollar (\$4,000,000) aggregate. The insurance certificate shall name the City of Corning as the certificate holder and name the City of Corning officials, employees, agents, and volunteers as additional insured.
2. All rentals that will have alcohol served at the event will be required to pay an additional \$100.00 charge added to the base rental amount and an increased deposit of \$400.00.
3. Alcoholic beverages are permitted only within the confines of the theater.
4. Alcohol will not be allowed at any event that has a youth emphasis.
5. All individuals consuming alcohol must be 21 years of age.
6. The City requires the use of a security company with one (1) security guard for every 50 people in attendance if alcohol will be served. The contract between the security company and the responsible applicant will need to be submitted to the City 30 days prior to the event. The City reserves the right to deny a security contract.
7. If you plan to sell alcohol at your event, then the State of California requires you to file for a one day use permit (ABC-211) with the local Alcoholic Beverage Control Office.
8. If the City finds any remnants or evidence of alcohol being served at an event that did not request to allow alcohol prior to the event, the applicant will automatically forfeit their deposit.

ITEM NO.: J-17
REVIEW AND ADOPT THE
CONCEPTUAL DESIGN PROVIDED
BY COAR DESIGN GROUP FOR THE
CORNING CITY.

November 14, 2023

TO: HONORABLE MAYOR AND COUNCILMEMBERS
FROM: BRANT MESKER, CITY MANAGER
ROBIN KAMPMANN, PE; PUBLIC WORKS/ENGINEER CONSULTANT
CHRISTINA MEEDS, PLANNER II/RECREATION COORDINATOR

SUMMARY:

Staff requests the City Council review and adopt the conceptual design site plan as presented by staff for the Corning City Plaza and Recreation Center, designed by COAR Design Group. The design before you this evening has been created by input desired by the community in the planning stages of applying for the Proposition 68 Grant and the requirements put in place by the State as required project deliverables for the grant.

BACKGROUND:

At the October 10, 2023 City Council meeting staff presented 4 options to the council regarding the City Plaza and Recreation Center Building along with costs, as the estimate came in much higher than expected. The City Council, in a 4-1 vote directed staff to proceed with the design of Option #2 (Gym + (1) Classroom – (Total Cost of \$11,721,103). Staff met with COAR the following day and relayed the direction given. COAR proceeded to work on redesigning the project to meet the direction from council and completed the new design with the new cost on November 6th, 2023.

The new design still includes all the required grant deliverables required by the state and the gymnasium will stay the same size, the Recreation Center will just have one classroom/multipurpose room to utilize for classes. The estimated cost for the new design has come in at \$11,788,005.

The state is requiring the following deliverables to be met within the grant:

- The theme of the overall plaza and recreation center should be consistent with the surrounding Mission/Mediterranean City buildings and town history.
- The splash pad design is open with basic water features in the center and interactive water features on the outer edge.
- A mural to reflect the cultural indigenous history of, as well as present-day Corning will be in the center of the splash pad.
- The amphitheater will be an open-air theater with a large shade structure over the stage area. The amphitheater will also have a Mission/Mediterranean design with an open area for dancing or other community activities and concrete planters that can also be used for seating.
- The ADA friendly musical playground equipment will be colorful and interactive for children of all ages and abilities.
- The tables with chess boards will be a mix of picnic tables and circle tables and will be placed throughout the park.

- Permanent shade structures will be placed over the equipment to increase longevity of equipment and engage greater use of recreation equipment when temperatures exceed 95 degrees.

Currently, the Recreation Program runs on average over 30 different programs throughout the year and has an estimated 1,200 community members participating in programs. The department utilizes different locations in the community to run these classes. The program currently uses the City Council Chambers, the Transportation Center, Rodgers Theater, the First Christian Church, the Senior Center, and the local parks. As the Recreation Program continues to grow, so does the programming requests and the space has become very limited and congested. Therefore, we are not always able to accommodate the community's requests.

FINANCIAL:

This project is funded by the Department of Parks and Recreation Statewide Park Development and Community Revitalization Program of 2018 Grant for the Corning Recreation Center and Plaza Project.

RECOMMENDATION:

MAYOR AND COUNCIL:

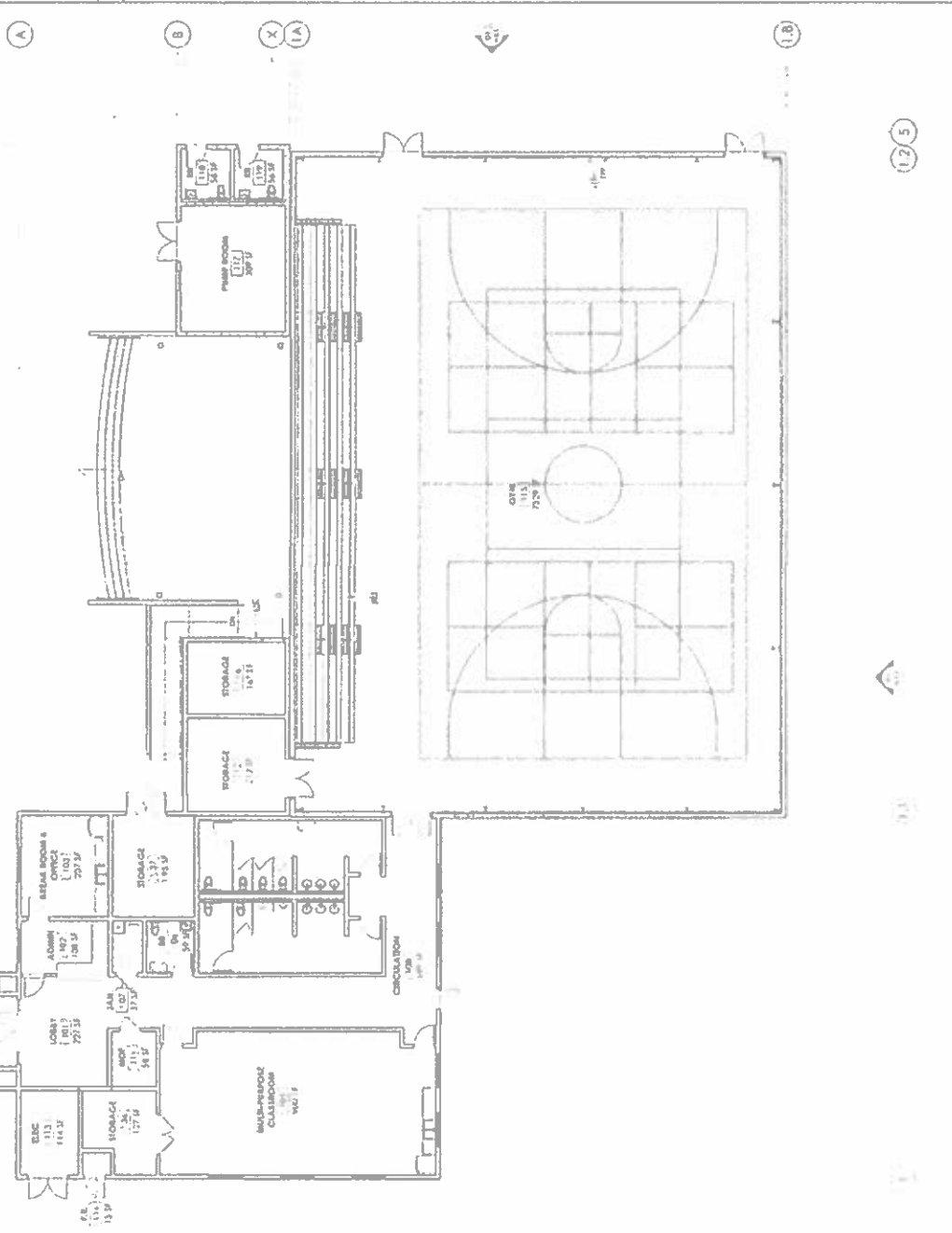
ADOPT THE CONCEPTUAL DESIGN PROVIDED BY COAR DESIGN GROUP FOR THE CORNING CITY PLAZA AND RECREATION CENTER PROJECT EXHIBIT A;

CONSTRUCTION NOTES

- 1. SEE PLAN FOR ALL NOTES.
- 2. SEE SPECIFICATIONS FOR ALL NOTES.
- 3. SEE SPECIFICATIONS FOR ALL NOTES.

MATERIAL LIST

- FINISHES**
1. FLOOR: 4.00 FLOOR FINISH
 2. WALL: 1.00 WALL FINISH
 3. CEILING: 1.00 CEILING FINISH
- PAINTS**
1. INTERIOR: 1.00 INTERIOR PAINT
 2. EXTERIOR: 1.00 EXTERIOR PAINT
- ROOFING**
1. ROOF: 1.00 ROOF FINISH
- MECHANICAL**
1. MECHANICAL: 1.00 MECHANICAL FINISH
- ELECTRICAL**
1. ELECTRICAL: 1.00 ELECTRICAL FINISH
- PLUMBING**
1. PLUMBING: 1.00 PLUMBING FINISH



PROJECT NUMBER: 230302

PROJECT NAME: FIRST FLOOR PLAN

PROJECT NUMBER: A2.1

CITY OF CORNING
CORNING PLASTICS ETC
CORNING
1181 KOLANDER ST
CORNING, NY 13612

ARCHITECT: CORNING
CORNING PLASTICS ETC
CORNING
1181 KOLANDER ST
CORNING, NY 13612

DATE: 08/15/23

SCALE: AS SHOWN

PROJECT NUMBER: 230302

PROJECT NAME: FIRST FLOOR PLAN

PROJECT NUMBER: A2.1



10000
10000
10000

10000
10000
10000

PROJECT
CITY OF CORNING
CORNING PLAZA & RG
CENTER
100 FORBES BL.
CORNING, CA 96001



DATE
REVISED
08/22/2017
230302

DATE
REVISED
08/22/2017
230302

DATE
REVISED
08/22/2017
230302

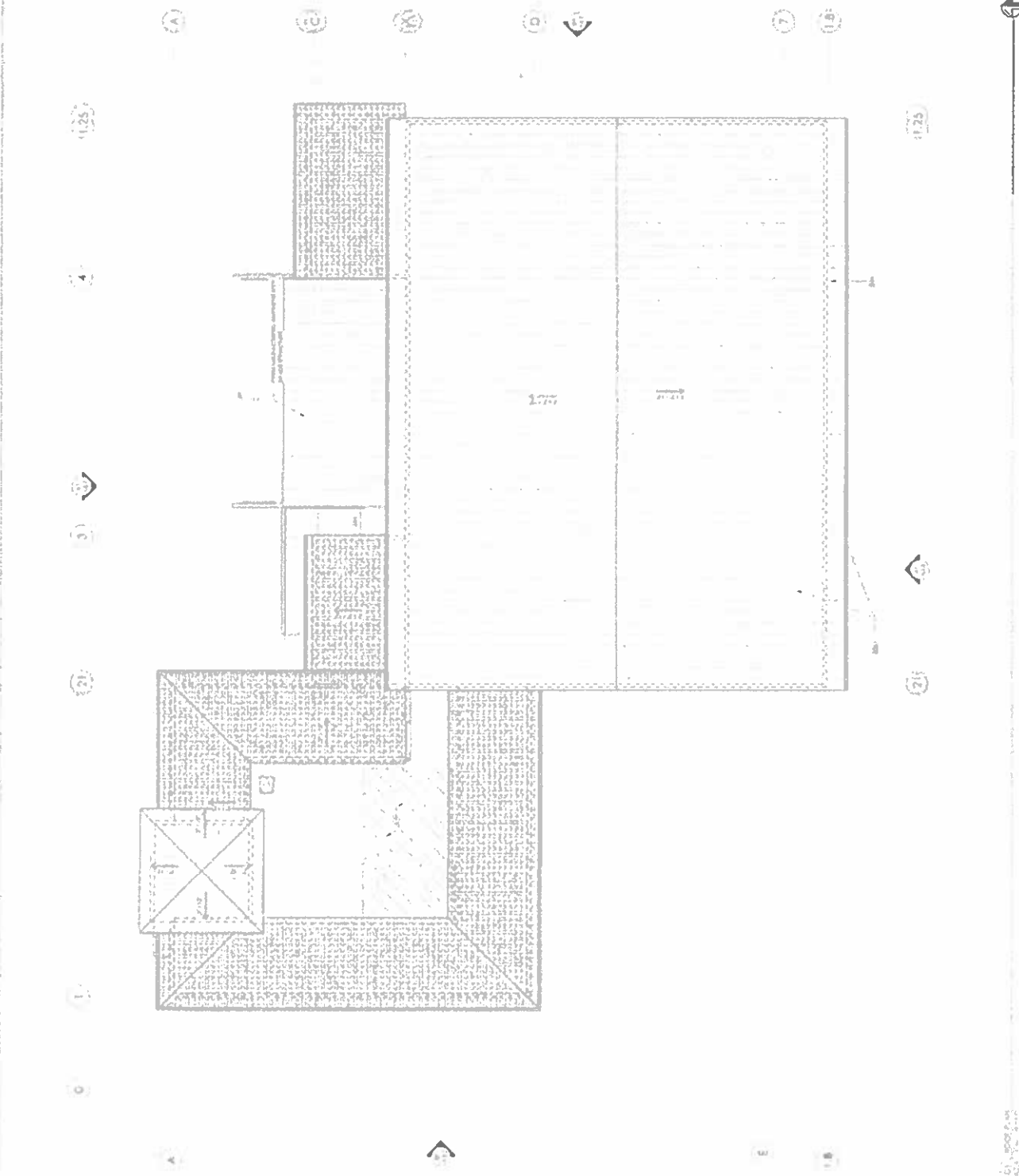
DATE
REVISED
08/22/2017
230302

CONSTRUCTION NOTES

1. See all drawings for details.
2. All work shall be in accordance with the City of Corning specifications.

ROOF LEGEND

1. CORNING INSULATED ROOFING SYSTEM 6'0" x 4'0" PANELS
2. 1/2" POLYURETHANE INSULATION
3. 1/2" POLYURETHANE INSULATION
4. 1/2" POLYURETHANE INSULATION



A2.4

01/20/2018

CONSTRUCTION NOTES

- 1.10. ALL WORK SHALL BE IN ACCORDANCE WITH THE CITY OF CORNING SPECIFICATIONS.
- 1.11. ALL WORK SHALL BE IN ACCORDANCE WITH THE CITY OF CORNING SPECIFICATIONS.
- 1.12. ALL WORK SHALL BE IN ACCORDANCE WITH THE CITY OF CORNING SPECIFICATIONS.



1181 FOUNTAIN ST
CORNING, CA 96021

CITY OF CORNING
CORNING PLAZA & TIC
CENTER
1181 FOUNTAIN ST
CORNING, CA 96021



ARCHITECT: **COAR**
CORNING, CA 96021

LOCATION: **CORNING PLAZA & TIC CENTER**
PROJECT NUMBER: **2303002**

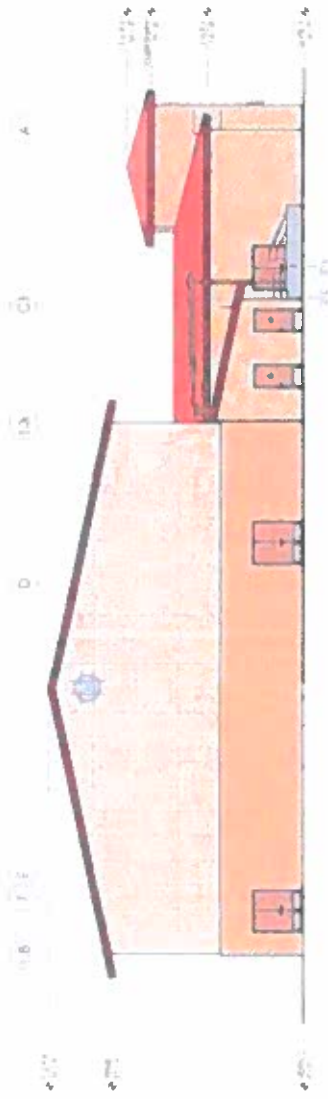
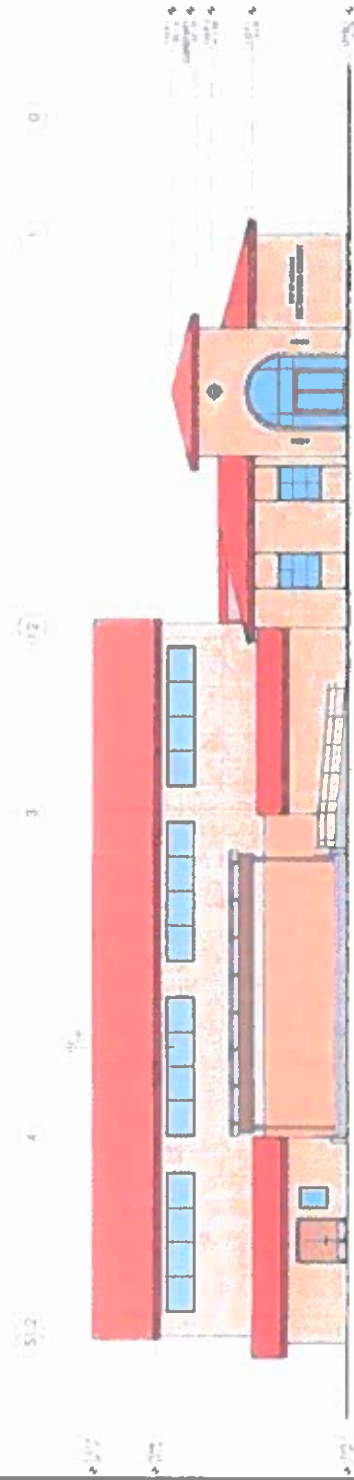
DATE: **11/14/23**
EXTERIOR ELEVATIONS

DATE: **11/14/23**

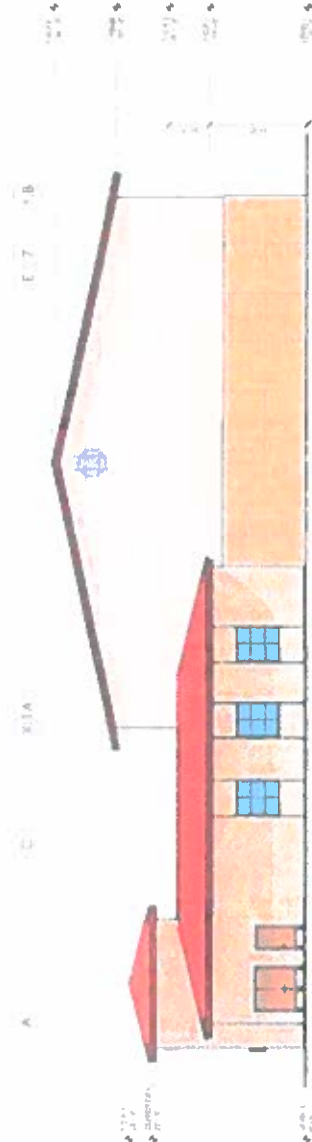
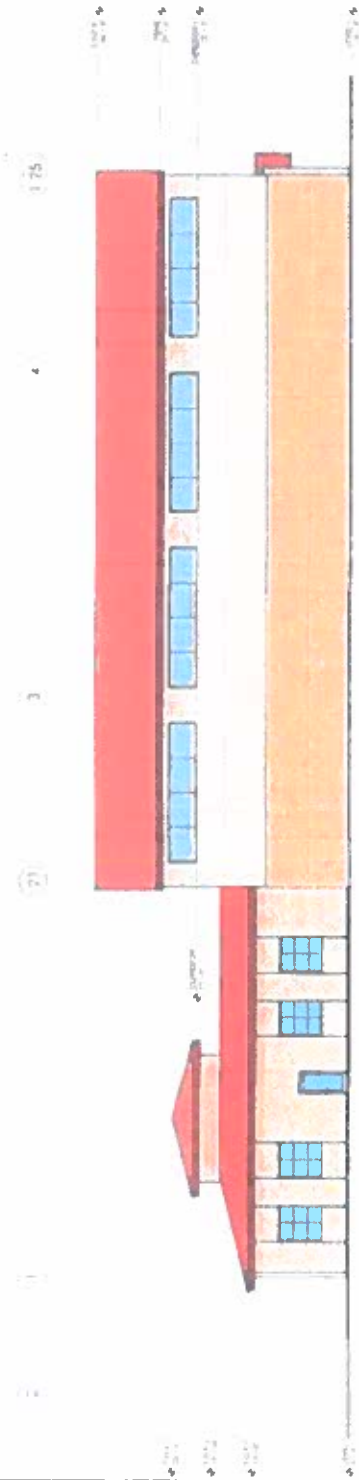
A3.1

ELEVATION LEGEND


- BRICK (SEE NOTES)
- SMOOTH STUCCO
- WOOD
- PAVING (SEE NOTES)



CONSTRUCTION NOTES



ELEVATION LEGEND



coar
CORNING APPLIED MATERIALS CORPORATION
1181 COLIADO ST.
CORNING, CA 96021

CORNING
CITY OF CORNING
CORNING PLAZA & PEC
CENTER
1181 COLIADO ST.
CORNING, CA 96021

DESCRIPTION: SCHEMATIC DESIGN
DATE: 08/2023

NOT FOR CONSTRUCTION
PROJECT NUMBER: 230302

EXTERIOR ELEVATIONS

DATE: 08/2023
A3.2




ENTRY

AMPHITHEATER





PARKING LOT



BACK VIEW



City of Corning Corning City Plaza and Recreation Center

Corning, CA

COAR Design Group

SCHEMATIC DESIGN COST ESTIMATE

OCMI JOB #: 230938.000

01 November 2023





OC INSIGHT



 **COST ESTIMATE**

INTRODUCTORY NOTES

This estimate is based on verbal direction from the client and the following items, received 14 August 2023:

General	T-1
Civil	C1.0 thru C4.0
Landscape	L-1.0 thru L-2.0
Architectural	A0.1 thru A3.1
Structural	S-1.0 thru S-2.0
Mechanical	M-1.0 thru M-2.0
Plumbing	P1.0
Electrical	E-1.0 thru E-3.0

The following items are excluded from this estimate:

- Professional fees.
- Building permits and fees.
- Inspections and tests.
- Furniture, fixtures & equipment, except as noted.
- Installation of owner furnished equipment.
- Construction change order contingency.
- Overtime.
- Hazardous material abatement/removal.
- Items referenced as NOT INCLUDED or NIC in estimate.

The midpoint of construction of March 2025 is based on:

- Construction start date of September 2024
- Estimated construction duration of 12 months
- This estimate is based on a Design-Bid-Build delivery method.
- This estimate is based on prevailing wage labor rates.
- This estimate is based on a detailed measurement of quantities. We have made allowances for items that were not clearly defined in the drawings. The client should verify these allowances.
- This estimate is based on a minimum of four competitive bids and a stable bidding market.
- This estimate should be updated if more definitive information becomes available, or if there is any change in scope.
- We strongly advise the client to review this estimate in detail. If any interpretations in this estimate appear to differ from those intended by the design documents, they should be addressed immediately.

SCHEMATIC DESIGN COST ESTIMATE

OCMI JOB #: 230938.000 | 01 November 2023

PROJECT SUMMARY

ELEMENT	TOTAL COST	GFA	\$/SF AREA
01. BUILDING	\$7,140,535	12,354	\$577.99
02. SIDEWALK AND PARKING	\$200,494		
03. ARRIVAL PLAZA / AXIAL PATH	\$225,136		
04. URBAN PLAZA	\$2,601,678		
05. ACTIVE PLAY AREA	\$128,215		
06. MISSION STYLE PLANTERS	\$108,810		
07. RAISED PLANTERS	\$769,307		
08. AMPHITHEATER	\$329,621		
09. PERIMETER PLANTING	\$284,209		

TOTAL CONSTRUCTION COST

\$11,788,005

SCHEMATIC DESIGN COST ESTIMATE

OCMI JOB #: 230938.000 | 01 November 2023

DETAILED PROJECT SUMMARY

ELEMENT		TOTAL COST	GFA	\$/SF AREA
01. BUILDING		\$5,238,557	12,354	\$424.04
02. SIDEWALK AND PARKING		\$147,090		
03. ARRIVAL PLAZA / AXIAL PATH		\$165,168		
04. URBAN PLAZA		\$1,908,686		
05. ACTIVE PLAY AREA		\$94,063		
06. MISSION STYLE PLANTERS		\$79,827		
07. RAISED PLANTERS		\$564,392		
08. AMPHITHEATER		\$241,822		
09. PERIMETER PLANTING		\$208,506		
SUBTOTAL		\$8,648,111		
SUBCONTRACTED GENERAL REQUIREMENTS	3.00%	\$259,443		
TOTAL NET DIRECT COST		\$8,907,554		
GENERAL MARKUPS				
DESIGN CONTINGENCY	10.00%	\$890,755		
ESCALATION TO MIDPOINT 03/2025	8.00%	\$783,865		
GENERAL CONDITIONS	5.00%	\$529,109		
CONTRACTOR OVERHEAD AND PROFIT	4.00%	\$444,451		
INSURANCE	1.00%	\$115,557		
BONDS: CONTRACTOR	1.00%	\$116,713		
TOTAL CONSTRUCTION COST		\$11,788,005		

SCHEMATIC DESIGN COST ESTIMATE

OCMI JOB #: 230938.000 | 01 November 2023

BUILDING SUMMARY

ELEMENT		TOTAL COST	\$/SF AREA
03 CONCRETE		\$430,781	\$34.87
05 METALS			
07 THERMAL AND MOISTURE PROTECTION		\$393,738	\$31.87
08 OPENINGS		\$329,675	\$26.69
09 FINISHES		\$798,081	\$64.60
10 SPECIALTIES		\$45,988	\$3.72
11 EQUIPMENT		\$46,844	\$3.79
12 FURNISHINGS		\$143,127	\$11.59
13 SPECIAL CONSTRUCTION		\$752,900	\$60.94
21 FIRE SUPPRESSION		\$105,146	\$8.51
22 PLUMBING		\$236,284	\$19.13
23 HEATING, VENTILATING, AND AIR CONDITIONING		\$509,850	\$41.27
26 ELECTRICAL		\$697,075	\$56.43
27 COMMUNICATIONS		\$215,602	\$17.45
28 ELECTRONIC SAFETY AND SECURITY		\$197,664	\$16.00
31 EARTHWORK		\$125,715	\$10.18
SUBTOTAL		\$5,238,557	\$424.04
SUBCONTRACTED GENERAL REQUIREMENTS	3.00%	\$157,157	\$12.72
NET DIRECT BUILDING COST		\$5,395,714	\$436.76
DESIGN CONTINGENCY	10.00%	\$539,571	\$43.68
SUBTOTAL		\$5,935,285	\$480.43
ESCALATION TO MIDPOINT 03/2025	8.00%	\$474,823	\$38.43
SUBTOTAL		\$6,410,108	\$518.87
GENERAL CONDITIONS	5.00%	\$320,505	\$25.94
SUBTOTAL		\$6,730,613	\$544.81
CONTRACTOR OVERHEAD AND PROFIT	4.00%	\$269,225	\$21.79
SUBTOTAL		\$6,999,838	\$566.60
INSURANCE	1.00%	\$69,998	\$5.67
SUBTOTAL		\$7,069,836	\$572.27
BONDS: CONTRACTOR	1.00%	\$70,698	\$5.72
TOTAL BUILDING COST		\$7,140,535	\$577.99

GROSS FLOOR AREA: 12,354 SF

SCHEMATIC DESIGN COST ESTIMATE

OCMI JOB #: 230938.000 | 01 November 2023

DESCRIPTION	QUANTITY	UNIT	UNIT RATE	ESTIMATED COST
03 CONCRETE				
Standard footings, Allowance	12,354	GFA	15.00	\$185,310
Slab on grade				
Reinforced concrete slab, 5" thick	12,354	SF	16.99	\$209,849
Sand base course	82	CY	87.79	\$7,230
Vapor barrier	12,354	SF	0.48	\$5,937
Concrete curb	715	LF	25.34	\$18,117
Control joint	1	LF	2,500.00	\$2,500
Miscellaneous				
Depressed slab, premium	742	SF	2.48	\$1,838
TOTAL - 03 CONCRETE				\$430,781
04 MASONRY				
CMU, 8" thick, filled and reinforced	1,327	SF	67.42	\$89,462
TOTAL - 04 MASONRY				\$89,462
05 METALS				
Steel structure by pre-engineered building manufacture		NIC		
TOTAL - 05 METALS				
06 WOOD, PLASTICS, AND COMPOSITES				
Roof				
Wood framing	4,825	SF	25.00	\$120,625
TOTAL - 06 WOOD, PLASTICS, AND COMPOSITES				\$120,625
07 THERMAL AND MOISTURE PROTECTION				
Exterior walls				
Insulation, batt				
6"	4,116	SF	2.70	\$11,127
Building paper	4,116	SF	0.65	\$2,656
Roofing				
Spanish tile	3,423	SF	16.70	\$57,167
Standing seam metal roof	9,216	SF	25.18	\$232,022
TPO	1,556	SF	16.44	\$25,580
Batt insulation	3,423	SF	1.50	\$5,126
Faced batt insulation	9,216	SF	3.50	\$32,233
Cricket, Allowance	1	LS	1,500.00	\$1,500
Walkpad	156	SF	11.33	\$1,762

SCHEMATIC DESIGN COST ESTIMATE

OCMI JOB #: 230938.000 | 01 November 2023

DESCRIPTION	QUANTITY	UNIT	UNIT RATE	ESTIMATED COST
Flashing and sheet metal				
Downspout	80	LF	12.82	\$1,026
Gutter	310	LF	28.29	\$8,771
Access hatch	1	EA	1,676.06	\$1,676
Interior partitions				
Insulation, batt 6"	4,843	SF	2.70	\$13,092
TOTAL - 07 THERMAL AND MOISTURE PROTECTION				\$393,738

08 OPENINGS

Exterior doors

 Aluminum fully glazed including frame and hardware

 Double

1

PR

6,941.89

\$6,942

 Hollow metal including frame and hardware

 Single

5

EA

2,477.23

\$12,386

 Double

5

PR

4,153.39

\$20,767

 Miscellaneous

 Closer

17

EA

492.60

\$8,374

 Panic hardware

12

EA

1,032.16

\$12,386

Exterior windows

 Storefront

313

SF

109.45

\$34,258

 Kaiwall

654

SF

297.53

\$194,587

Interior doors

 Hollow metal including frame and hardware

 Single

10

EA

2,477.23

\$24,772

 Double

2

PR

4,153.39

\$8,307

 Miscellaneous

 Closer

14

EA

492.60

\$6,896

TOTAL - 08 OPENINGS

\$329,675

09 FINISHES

Exterior

 Framing, metal stud

 6"

4,116

SF

15.55

\$63,996

 DensGlass

4,116

SF

3.93

\$16,174

 Cement plaster

5,443

SF

24.07

\$130,991

 Paint

5,443

SF

3.14

\$17,105

Soffit

47

SF

39.72

\$1,867

Interior

SCHEMATIC DESIGN COST ESTIMATE

OCMI JOB #: 230938.000 | 01 November 2023

DESCRIPTION	QUANTITY	UNIT	UNIT RATE	ESTIMATED COST
Wall				
Framing, metal stud 6"	4,843	SF	14.33	\$69,398
Gypsum board				
Taped and finished	7,106	SF	4.46	\$31,728
Underlayment	2,580	SF	2.84	\$7,331
Paint	7,106	SF	1.79	\$12,688
Ceramic tile	2,580	SF	27.81	\$71,757
Acoustic wall panels, Allowance	1	LS	25,000.00	\$25,000
Floor				
LVT	2,762	SF	12.41	\$34,268
Ceramic tile	745	SF	25.51	\$19,004
Concrete, sealer	521	SF	2.35	\$1,224
Wood gym flooring	7,536	SF	23.28	\$175,412
Base				
Rubber	792	LF	3.70	\$2,934
Ceramic tile	280	LF	23.63	\$6,616
Wood	351	LF	13.52	\$4,746
Ceiling				
ACT	4,786	SF	9.32	\$44,624
Exposed steel frame, paint	1	LS	5,000.00	\$5,000
Hard lid	2,800	SF	18.29	\$51,219
Paint	2,800	SF	1.79	\$4,999
TOTAL - 09 FINISHES				\$798,081

10 SPECIALTIES

Restroom accessories

Partition	4	EA	1,678.87	\$6,715
Partition, ADA	2	EA	2,171.47	\$4,343
Urinal screen	1	EA	795.64	\$796
Grab bar set	5	EA	351.76	\$1,759
Paper towel dispenser and waste receptacle	5	EA	1,167.42	\$5,837
Soap dispenser	9	EA	143.44	\$1,291
Feminine napkin disposal	7	EA	237.40	\$1,662
Toilet seat cover dispenser	9	EA	189.02	\$1,701
Toilet tissue dispenser				
Double	9	EA	128.53	\$1,157
Mirror, metal frame	9	EA	116.94	\$1,052
Mop and broom rack	1	EA	335.92	\$336
Hand dryer, electric sensor	5	EA	1,263.30	\$6,317

Miscellaneous

Wall pads at gym, by owner, FF&E budget		NIC		
Signage	12,354	SF	0.75	\$9,291

SCHEMATIC DESIGN COST ESTIMATE

OCMI JOB #: 230938.000 | 01 November 2023

DESCRIPTION	QUANTITY	UNIT	UNIT RATE	ESTIMATED COST
Fire extinguisher and recessed cabinet	6	EA	621.90	\$3,731
TOTAL - 10 SPECIALTIES				\$45,988

11 EQUIPMENT

Sports equipment

Retractable basketball backstop	2	EA	13,031.34	\$26,063
Striping	1	LS	2,500.00	\$2,500
Portable volleyball pole and net, portable, by owner		NIC		
Scoreboard, Allowance	1	EA	18,280.73	\$18,281

TOTAL - 11 EQUIPMENT				\$46,844
-----------------------------	--	--	--	-----------------

12 FURNISHINGS

Casework

Base cabinet, plastic laminate	20	LF	505.15	\$10,103
Countertop, solid surface with backsplash	20	LF	219.74	\$4,395
Reception desk (low)	30	LF	1,700.19	\$51,006

Mecho shades	967	SF	18.32	\$17,713
--------------	-----	----	-------	----------

Bleachers, telescoping, 300 seats	173	SEAT	346.30	\$59,910
-----------------------------------	-----	------	--------	----------

TOTAL - 12 FURNISHINGS				\$143,127
-------------------------------	--	--	--	------------------

13 SPECIAL CONSTRUCTION

Pre-engineered steel structure at gym only	1	LS	752,900.00	\$752,900
--	---	----	------------	-----------

TOTAL - 13 SPECIAL CONSTRUCTION				\$752,900
--	--	--	--	------------------

21 FIRE SUPPRESSION

Automatic fire sprinkler system, wet type

Fire riser, horizontal water distribution, drops and heads				
Enclosed area	12,354	SF	8.30	\$102,538
Seismic protection, labeling, firestop	12,354	SF	0.05	\$618
Test	1	LS	1,990.00	\$1,990
Fire water connection fee, design fee, excluded		NIC		

TOTAL - 21 FIRE SUPPRESSION				\$105,146
------------------------------------	--	--	--	------------------

22 PLUMBING

Equipment

Water heating system	1	LS	5,000.00	\$5,000
----------------------	---	----	----------	---------

SCHEMATIC DESIGN COST ESTIMATE

OCMI JOB #: 230938.000 | 01 November 2023

DESCRIPTION	QUANTITY	UNIT	UNIT RATE	ESTIMATED COST
Fixture including rough-in				
Water closet	4	EA	2,914.00	\$11,656
Water closet (ADA)	5	EA	3,053.00	\$15,265
Lavatory, wall mounted	3	EA	2,852.00	\$8,556
Lavatory, vanity	6	EA	2,510.00	\$15,060
Urinal	2	EA	3,539.00	\$7,078
Service sink	1	EA	3,541.00	\$3,541
Sink, stainless steel, double	2	EA	3,500.00	\$7,000
Water Cooler, high-low	1	EA	4,355.00	\$4,355
Miscellaneous fittings				
Floor drain with P- trap and strainer	8	EA	890.00	\$7,120
Hose bibb	6	EA	507.20	\$3,043
Domestic water system				
Building entrance	1	LS	15,070.00	\$15,070
Trap primer with access panel	6	EA	209.00	\$1,254
Water hammer arrester with access panel	6	EA	253.73	\$1,522
Cold water piping, fittings and accessories	4,825	SF	5.00	\$24,125
Hot water piping and fittings, insulation	4,825	SF	2.50	\$12,063
Valve	4,825	SF	0.60	\$2,895
Sanitary waste system, includes clean-outs	4,825	SF	6.00	\$28,950
Sanitary vent system, includes vent through roofs	4,825	SF	5.00	\$24,125
Indirect condensate drain system	12,354	SF	3.00	\$37,062
Miscellaneous including seismic control, system test, flush and chlorinate, identification and fire stop	4,825	SF	0.32	\$1,544
TOTAL - 22 PLUMBING				\$236,284

23 HEATING, VENTILATING, AND AIR CONDITIONING

Equipment, Allowance				
Roof top packaged units, DX cool - gas heat	25,670	CFM	6.00	\$154,020
Exhaust fans				
Exhaust fans, ceiling / wall	6	EA	769.50	\$4,617
Sound attenuation	12,354	SF	0.50	\$6,177
Air distribution system				
Sheet metal ductwork, supports	4,005	LB	16.00	\$64,059
Duct insulation	4,825	SF	1.50	\$7,238
Flexible duct, supports	4,825	SF	0.60	\$2,895
Fabric sock, allowance	1	LS	25,000.00	\$25,000
Refrigeration piping system, specialties	12,354	SF	2.00	\$24,708

SCHEMATIC DESIGN COST ESTIMATE

OCMI JOB #: 230938.000 | 01 November 2023

DESCRIPTION	QUANTITY	UNIT	UNIT RATE	ESTIMATED COST
Air inlets and outlets	12,354	SF	3.50	\$43,239
Fire, smoke and manual dampers	12,354	SF	1.00	\$12,354
Automatic temperature controls	12,354	SF	10.00	\$123,540
Air / water balance, by an independent contractor	12,354	SF	2.00	\$24,708
Start-up, commission major equipment	12,354	SF	0.80	\$9,883
Miscellaneous including seismic bracing, duct identification, testing and fire stop	12,354	SF	0.60	\$7,412
TOTAL - 23 HEATING, VENTILATING, AND AIR CONDITIONING				\$509,850

26 ELECTRICAL

Service and distribution

Normal power

Main switch gear	12,354	SF	2.00	\$24,708
Distribution board	12,354	SF	1.70	\$21,002
Panel board	12,354	SF	3.40	\$42,004
Transformer	12,354	SF	0.83	\$10,254
Building feeder	12,354	SF	1.92	\$23,720
Building grounding system	12,354	SF	0.60	\$7,412
Equipment connection including disconnect switch, conduit and conductors	12,354	SF	10.00	\$123,540
Lighting system				
Lighting control	12,354	SF	3.00	\$37,062
Fixtures	12,354	SF	14.00	\$172,956
Light switch	12,354	SF	3.00	\$37,062
Occupancy sensor	12,354	SF	2.50	\$30,885
Branch wiring	12,354	SF	8.00	\$98,832
Convenience power including branch wiring	12,354	SF	4.88	\$60,226
Miscellaneous including seismic bracing, identification and fire stop	12,354	SF	0.60	\$7,412

TOTAL - 26 ELECTRICAL				\$697,075
------------------------------	--	--	--	------------------

27 COMMUNICATIONS

Telephone and data system	12,354	SF	5.00	\$61,770
---------------------------	--------	----	------	----------

SCHEMATIC DESIGN COST ESTIMATE

OCMI JOB #: 230938.000 | 01 November 2023

DESCRIPTION	QUANTITY	UNIT	UNIT RATE	ESTIMATED COST
Fiber optic system	1	LS	5,000.00	\$5,000
Common raceway system	12,354	SF	2.00	\$24,708
Audio visual system	1	LS	50,000.00	\$50,000
Public address system	12,354	SF	6.00	\$74,124
TOTAL - 27 COMMUNICATIONS				\$215,602
28 ELECTRONIC SAFETY AND SECURITY				
Fire alarm system	12,354	SF	12.00	\$148,248
Security system				
Access control	12,354	SF	3.00	\$37,062
CCTV system	12,354	SF	1.00	\$12,354
TOTAL - 28 ELECTRONIC SAFETY AND SECURITY				\$197,664
31 EARTHWORK				
Excavation and fill				
Over excavation	2,231	CY	21.72	\$48,450
Backfill and recompact	1,673	CY	22.90	\$38,313
Engineered fill	558	CY	42.50	\$23,698
Haul	558	CY	27.35	\$15,254
TOTAL - 31 EARTHWORK				\$125,715

SCHEMATIC DESIGN COST ESTIMATE

OCMI JOB #: 230938.000 | 01 November 2023

SITE SUMMARY

ELEMENT	TOTAL COST
31 EARTHWORK	\$7,168
32 EXTERIOR IMPROVEMENTS	<u>\$139,922</u>
SUBTOTAL	\$147,090
SUBCONTRACTED GENERAL REQUIREMENTS	3.00% <u>\$4,413</u>
NET DIRECT SITE COST	\$151,503
DESIGN CONTINGENCY	10.00% <u>\$15,150</u>
SUBTOTAL	\$166,653
ESCALATION TO MIDPOINT 03/2025	8.00% <u>\$13,332</u>
SUBTOTAL	\$179,985
GENERAL CONDITIONS	5.00% <u>\$8,999</u>
SUBTOTAL	\$188,984
CONTRACTOR OVERHEAD AND PROFIT	4.00% <u>\$7,559</u>
SUBTOTAL	\$196,544
INSURANCE	1.00% <u>\$1,965</u>
SUBTOTAL	\$198,509
BONDS: CONTRACTOR	1.00% <u>\$1,985</u>
TOTAL SITE COST	\$200,494

SCHEMATIC DESIGN COST ESTIMATE

OCMI JOB #: 230938.000 | 01 November 2023

DESCRIPTION	QUANTITY	UNIT	UNIT RATE	ESTIMATED COST
31 EARTHWORK				
Grading				
Rough grade, machine	10,165	SF	0.25	\$2,528
Fine grade, machine	10,165	SF	0.46	\$4,640
TOTAL - 31 EARTHWORK				\$7,168
32 EXTERIOR IMPROVEMENTS				
Hardscape				
Asphaltic concrete paving, 2", on 6" base	6,738	SF	6.01	\$40,466
Concrete paving, 6"	3,427	SF	12.23	\$41,908
Ramp, premium	55	SF	20.78	\$1,143
Curb and gutter	647	LF	51.80	\$33,516
Paving specialties				
Striped parking stall	36	EA	28.89	\$1,040
Perimeter road re-stripping	1	LS	15,000.00	\$15,000
ADA symbol, painted	2	EA	154.75	\$310
Cross hatching	151	SF	1.85	\$280
Lettering	12	SF	6.10	\$73
Truncated dome, plastic	39	SF	35.54	\$1,386
Removable bollards	6	EA	800.00	\$4,800
TOTAL - 32 EXTERIOR IMPROVEMENTS				\$139,922

SCHEMATIC DESIGN COST ESTIMATE

OCMI JOB #: 230938.000 | 01 November 2023

SITE SUMMARY

ELEMENT		TOTAL COST
31 EARTHWORK		\$6,484
32 EXTERIOR IMPROVEMENTS		<u>\$158,684</u>
SUBTOTAL		\$165,168
SUBCONTRACTED GENERAL REQUIREMENTS	3.00%	<u>\$4,955</u>
NET DIRECT SITE COST		\$170,123
DESIGN CONTINGENCY	10.00%	<u>\$17,012</u>
SUBTOTAL		\$187,135
ESCALATION TO MIDPOINT 03/2025	8.00%	<u>\$14,971</u>
SUBTOTAL		\$202,106
GENERAL CONDITIONS	5.00%	<u>\$10,105</u>
SUBTOTAL		\$212,211
CONTRACTOR OVERHEAD AND PROFIT	4.00%	<u>\$8,488</u>
SUBTOTAL		\$220,700
INSURANCE	1.00%	<u>\$2,207</u>
SUBTOTAL		\$222,907
BONDS: CONTRACTOR	1.00%	<u>\$2,229</u>
TOTAL SITE COST		\$225,136

SCHEMATIC DESIGN COST ESTIMATE

OCMI JOB #: 230938.000 | 01 November 2023

DESCRIPTION	QUANTITY	UNIT	UNIT RATE	ESTIMATED COST
31 EARTHWORK				
Grading				
Fine grade, machine	3,026	SF	0.46	\$1,381
Fine grade, hand	3,026	SF	1.69	\$5,103
TOTAL - 31 EARTHWORK				\$6,484
32 EXTERIOR IMPROVEMENTS				
Hardscape				
Concrete paving, 6"	1,808	SF	12.23	\$22,110
Brick pavers	1,218	SF	30.03	\$36,574
Site furnishings				
Monument entry signs	2	EA	50,000.00	\$100,000
TOTAL - 32 EXTERIOR IMPROVEMENTS				\$158,684

SCHEMATIC DESIGN COST ESTIMATE

OCMI JOB #: 230938.000 | 01 November 2023

SITE SUMMARY

ELEMENT		TOTAL COST
01 GENERAL REQUIREMENTS		\$12,000
02 EXISTING CONDITIONS		\$223,463
31 EARTHWORK		\$38,676
32 EXTERIOR IMPROVEMENTS		\$1,160,859
33 UTILITIES		\$473,688
SUBTOTAL		\$1,908,686
SUBCONTRACTED GENERAL REQUIREMENTS	3.00%	\$57,261
NET DIRECT SITE COST		\$1,965,947
DESIGN CONTINGENCY	10.00%	\$196,595
SUBTOTAL		\$2,162,541
ESCALATION TO MIDPOINT 03/2025	8.00%	\$173,003
SUBTOTAL		\$2,335,545
GENERAL CONDITIONS	5.00%	\$116,777
SUBTOTAL		\$2,452,322
CONTRACTOR OVERHEAD AND PROFIT	4.00%	\$98,093
SUBTOTAL		\$2,550,415
INSURANCE	1.00%	\$25,504
SUBTOTAL		\$2,575,919
BONDS: CONTRACTOR	1.00%	\$25,759
TOTAL SITE COST		\$2,601,678

SCHEMATIC DESIGN COST ESTIMATE

OCMI JOB #: 230938.000 | 01 November 2023

DESCRIPTION	QUANTITY	UNIT	UNIT RATE	ESTIMATED COST
01 GENERAL REQUIREMENTS				
Site fencing and construction set up	1	LS	12,000.00	\$12,000

TOTAL - 01 GENERAL REQUIREMENTS				\$12,000
--	--	--	--	-----------------

02 EXISTING CONDITIONS

Demolition

Asphaltic concrete paving	17,721	SF	1.63	\$28,900
Concrete pavement	60,811	SF	2.56	\$155,445
Fence post	1	EA	200.00	\$200
Gas line	15	LF	50.00	\$750
Gas line, cut and cap	2	EA	500.00	\$1,000
Hose bib	1	EA	100.00	\$100
Water line	139	LF	19.25	\$2,675
Sanitary line	23	LF	19.25	\$443
Light poles	9	EA	500.00	\$4,500
Utility poles	5	EA	500.00	\$2,500
Overhead power lines	4	EA	2,500.00	\$10,000
Electrical line	327	LF	50.00	\$16,350
Electrical boxes	3	EA	200.00	\$600

TOTAL - 02 EXISTING CONDITIONS				\$223,463
---------------------------------------	--	--	--	------------------

31 EARTHWORK

Clearing and grubbing

Remove tree, small	4	EA	748.15	\$2,993
Remove tree, medium	3	EA	1,042.85	\$3,129
Remove tree, large	1	EA	1,468.92	\$1,469

Grading

Rough grade, machine	31,190	SF	0.25	\$7,756
Fine grade, machine	31,190	SF	0.46	\$14,238

Excavation and fill

Excavation	50	CY	20.82	\$1,041
Engineered fill, backfill and compact	200	CY	40.25	\$8,050

TOTAL - 31 EARTHWORK				\$38,676
-----------------------------	--	--	--	-----------------

32 EXTERIOR IMPROVEMENTS

Hardscape

Concrete paving, 6"	30,563	SF	12.23	\$373,748
Concrete ramp	26	SF	12.30	\$320
Concrete stair on grade, riser	126	LFR	94.75	\$11,938

SCHEMATIC DESIGN COST ESTIMATE

OCMI JOB #: 230938.000 | 01 November 2023

DESCRIPTION	QUANTITY	UNIT	UNIT RATE	ESTIMATED COST
Paving specialties				
Truncated dome, plastic	16	SF	35.54	\$569
Site furnishings				
Art features	2	EA	10,000.00	\$20,000
Benches	2	EA	2,000.00	\$4,000
Bicycle rack	2	EA	1,415.85	\$2,832
Chess tables and seats	6	EA	3,000.00	\$18,000
Decorative boulders	25	EA	600.00	\$15,000
Decorative logs	10	EA	1,200.00	\$12,000
Dog waste bag stations	2	EA	700.00	\$1,400
Handrail, floor mounted	41	LF	194.60	\$7,979
Interpretive panels	3	EA	7,500.00	\$22,500
Music play equipment	6	EA	6,000.00	\$36,000
Picnic tables	17	EA	3,200.00	\$54,400
Sculpture dump bucket	1	LS	80,000.00	\$80,000
Shade structures	2	EA	75,000.00	\$150,000
Spray ground sprays and mechanical equipment	1	LS	320,000.00	\$320,000
Trash and recycling receptacles	4	EA	2,500.00	\$10,000
Softscape				
Irrigation water meter, 1 1/2	1	EA	2,230.00	\$2,230
Irrigation, plant area	627	SF	5.89	\$3,690
Planting area, including shrubs and mulch	627	SF	13.60	\$8,530
Miscellaneous				
Soil amending	627	SF	0.81	\$508
Decomposed granite over prepared sub base	627	SF	8.32	\$5,215
TOTAL - 32 EXTERIOR IMPROVEMENTS				\$1,160,859

33 UTILITIES

Site electrical				
Site lighting, Allowance	1	LS	50,000.00	\$50,000
Pull boxes	3	EA	4,400.00	\$13,200
Joint trench	285	LF	88.88	\$25,331
Electrical line, Allowance	384	LF	35.67	\$13,697
Communication line, Allowance	284	LF	68.51	\$19,457
Storm water service				
Area drain	5	EA	2,110.00	\$10,550
Drop drain	1	EA	1,430.00	\$1,430
Landscape drain	10	EA	2,390.00	\$23,900
Manhole	1	EA	11,340.00	\$11,340
Sump pump	1	EA	5,662.14	\$5,662
Trench drain	245	LF	183.72	\$45,011
Pipe and fittings, including trench and backfill				

SCHEMATIC DESIGN COST ESTIMATE

OCMI JOB #: 230938.000 | 01 November 2023

DESCRIPTION	QUANTITY	UNIT	UNIT RATE	ESTIMATED COST
2"	66	LF	26.82	\$1,770
6"	87	LF	89.39	\$7,777
8"	538	LF	119.36	\$64,216
10"	273	LF	165.05	\$45,059
12"	126	LF	195.43	\$24,624
Fire water service				
Connect to existing water main at site, 6"	2	EA	1,010.00	\$2,020
Fire department connection	1	EA	4,693.70	\$4,694
Fire hydrant including valve	1	EA	10,770.00	\$10,770
Reduced pressure backflow preventer, 6"	1	EA	16,772.06	\$16,772
Pipe and fittings, including trench and backfill 6"	219	LF	95.04	\$20,814
Thrust blocks	2	EA	570.00	\$1,140
Domestic water service				
Connect to existing water main at site, 2"	1	EA	310.00	\$310
Connect to existing water main at site, 4"	1	EA	620.00	\$620
Reduced pressure backflow preventer, 2"	1	EA	1,430.00	\$1,430
Water meter, 2"	1	EA	3,730.00	\$3,730
Drinking fountain with bottle filler	1	EA	6,000.00	\$6,000
Valves				
2"	1	EA	1,217.50	\$1,218
3"	1	EA	1,518.81	\$1,519
Pipes and fittings, including trench and backfill				
2"	126	LF	43.30	\$5,456
3"	325	LF	66.13	\$21,492
Thrust blocks	5	EA	258.86	\$1,294
Sanitary waste service				
Connect to existing sewer main at site, 4"	1	EA	720.00	\$720
Connect to existing sewer main at site, 8"	1	EA	1,600.00	\$1,600
Clean out	2	EA	370.00	\$740
Pipes and fittings, including trench and backfill 4"	111	LF	75.00	\$8,325
TOTAL - 33 UTILITIES				\$473,688

SCHEMATIC DESIGN COST ESTIMATE

OCMI JOB #: 230938.000 | 01 November 2023

SITE SUMMARY

ELEMENT		TOTAL COST
31 EARTHWORK		\$1,736
32 EXTERIOR IMPROVEMENTS		<u>\$92,327</u>
SUBTOTAL		\$94,063
SUBCONTRACTED GENERAL REQUIREMENTS	3.00%	<u>\$2,822</u>
NET DIRECT SITE COST		\$96,885
DESIGN CONTINGENCY	10.00%	<u>\$9,688</u>
SUBTOTAL		\$106,573
ESCALATION TO MIDPOINT 03/2025	8.00%	<u>\$8,526</u>
SUBTOTAL		\$115,099
GENERAL CONDITIONS	5.00%	<u>\$5,755</u>
SUBTOTAL		\$120,854
CONTRACTOR OVERHEAD AND PROFIT	4.00%	<u>\$4,834</u>
SUBTOTAL		\$125,688
INSURANCE	1.00%	<u>\$1,257</u>
SUBTOTAL		\$126,945
BONDS: CONTRACTOR	1.00%	<u>\$1,269</u>
TOTAL SITE COST		\$128,215

SCHEMATIC DESIGN COST ESTIMATE

OCMI JOB #: 230938.000 | 01 November 2023

DESCRIPTION	QUANTITY	UNIT	UNIT RATE	ESTIMATED COST
31 EARTHWORK				
Grading				
Rough grade, machine	2,462	SF	0.25	\$612
Fine grade, machine	2,462	SF	0.46	\$1,124
TOTAL - 31 EARTHWORK				\$1,736
32 EXTERIOR IMPROVEMENTS				
Hardscape				
Concrete paving, 6"	243	SF	12.23	\$2,972
Ramp, premium	166	SF	20.78	\$3,450
Concrete stair on grade, riser	62	LFR	94.75	\$5,874
PIP rubber, 4"	897	SF	30.00	\$26,910
Site furnishings				
Horizontal climbing wall	25	LF	200.00	\$5,000
Handrail, floor mounted	50	LF	194.60	\$9,730
Softscape				
Irrigation, plant area	1,322	SF	5.89	\$7,781
Planting area, including shrubs and mulch	1,322	SF	13.60	\$17,984
Miscellaneous				
Soil amending	1,322	SF	0.73	\$968
Decomposed granite over prepared sub base	1,322	SF	8.32	\$10,996
Maintenance of landscape 90 days	1,322	SF	0.50	\$662
TOTAL - 32 EXTERIOR IMPROVEMENTS				\$92,327

SCHEMATIC DESIGN COST ESTIMATE

OCMI JOB #: 230938.000 | 01 November 2023

SITE SUMMARY

ELEMENT		TOTAL COST
31 EARTHWORK		\$590
32 EXTERIOR IMPROVEMENTS		\$79,237
SUBTOTAL		\$79,827
SUBCONTRACTED GENERAL REQUIREMENTS	3.00%	\$2,395
NET DIRECT SITE COST		\$82,222
DESIGN CONTINGENCY	10.00%	\$8,222
SUBTOTAL		\$90,444
ESCALATION TO MIDPOINT 03/2025	8.00%	\$7,236
SUBTOTAL		\$97,680
GENERAL CONDITIONS	5.00%	\$4,884
SUBTOTAL		\$102,563
CONTRACTOR OVERHEAD AND PROFIT	4.00%	\$4,103
SUBTOTAL		\$106,666
INSURANCE	1.00%	\$1,067
SUBTOTAL		\$107,733
BONDS: CONTRACTOR	1.00%	\$1,077
TOTAL SITE COST		\$108,810

SCHEMATIC DESIGN COST ESTIMATE

OCMI JOB #: 230938.000 | 01 November 2023

DESCRIPTION	QUANTITY	UNIT	UNIT RATE	ESTIMATED COST
31 EARTHWORK				
Grading				
Rough grade, machine	837	SF	0.25	\$208
Fine grade, machine	837	SF	0.46	\$382
TOTAL - 31 EARTHWORK				\$590
32 EXTERIOR IMPROVEMENTS				
Site furnishings				
Raised concrete planters	246	LF	225.00	\$55,350
Softscape				
Irrigation, plant area	837	SF	5.89	\$4,926
Planting area, including shrubs and mulch	837	SF	13.60	\$11,386
Miscellaneous				
Soil amending	837	SF	0.73	\$613
Decomposed granite over prepared sub base	837	SF	8.32	\$6,962
TOTAL - 32 EXTERIOR IMPROVEMENTS				\$79,237

SCHEMATIC DESIGN COST ESTIMATE

OCMI JOB #: 230938.000 | 01 November 2023

SITE SUMMARY

ELEMENT	TOTAL COST
31 EARTHWORK	\$6,270
32 EXTERIOR IMPROVEMENTS	<u>\$558,122</u>
SUBTOTAL	\$564,392
SUBCONTRACTED GENERAL REQUIREMENTS	3.00% <u>\$16,932</u>
NET DIRECT SITE COST	\$581,324
DESIGN CONTINGENCY	10.00% <u>\$58,132</u>
SUBTOTAL	\$639,456
ESCALATION TO MIDPOINT 03/2025	8.00% <u>\$51,156</u>
SUBTOTAL	\$690,613
GENERAL CONDITIONS	5.00% <u>\$34,531</u>
SUBTOTAL	\$725,143
CONTRACTOR OVERHEAD AND PROFIT	4.00% <u>\$29,006</u>
SUBTOTAL	\$754,149
INSURANCE	1.00% <u>\$7,541</u>
SUBTOTAL	\$761,690
BONDS: CONTRACTOR	1.00% <u>\$7,617</u>
TOTAL SITE COST	\$769,307

SCHEMATIC DESIGN COST ESTIMATE

OCMI JOB #: 230938.000 | 01 November 2023

DESCRIPTION	QUANTITY	UNIT	UNIT RATE	ESTIMATED COST
31 EARTHWORK				
Grading				
Rough grade, machine	8,891	SF	0.25	\$2,211
Fine grade, machine	8,891	SF	0.46	\$4,059
TOTAL - 31 EARTHWORK				\$6,270
32 EXTERIOR IMPROVEMENTS				
Site furnishings				
Raised concrete planter	1,333	LF	225.00	\$299,925
Softscape				
Irrigation, plant area	8,891	SF	5.89	\$52,329
Planting area, including shrubs and mulch	8,891	SF	13.60	\$120,951
Miscellaneous				
Soil amending	8,891	SF	0.73	\$6,508
Decomposed granite over prepared sub base	8,891	SF	8.32	\$73,954
Maintenance of landscape 90 days	8,891	SF	0.50	\$4,455
TOTAL - 32 EXTERIOR IMPROVEMENTS				\$558,122

SCHEMATIC DESIGN COST ESTIMATE

OCMI JOB #: 230938.000 | 01 November 2023

SITE SUMMARY

ELEMENT		TOTAL COST
31 EARTHWORK		\$3,340
32 EXTERIOR IMPROVEMENTS		\$223,482
33 UTILITIES		\$15,000
SUBTOTAL		\$241,822
SUBCONTRACTED GENERAL REQUIREMENTS	3.00%	\$7,255
NET DIRECT SITE COST		\$249,077
DESIGN CONTINGENCY	10.00%	\$24,908
SUBTOTAL		\$273,984
ESCALATION TO MIDPOINT 03/2025	8.00%	\$21,919
SUBTOTAL		\$295,903
GENERAL CONDITIONS	5.00%	\$14,795
SUBTOTAL		\$310,698
CONTRACTOR OVERHEAD AND PROFIT	4.00%	\$12,428
SUBTOTAL		\$323,126
INSURANCE	1.00%	\$3,231
SUBTOTAL		\$326,357
BONDS: CONTRACTOR	1.00%	\$3,264
TOTAL SITE COST		\$329,621

SCHEMATIC DESIGN COST ESTIMATE

OCMI JOB #: 230938.000 | 01 November 2023

DESCRIPTION	QUANTITY	UNIT	UNIT RATE	ESTIMATED COST
31 EARTHWORK				
Grading				
Rough, machine	4,736	SF	0.25	\$1,178
Fine, machine	4,736	SF	0.46	\$2,162
TOTAL - 31 EARTHWORK				\$3,340
32 EXTERIOR IMPROVEMENTS				
Hardscape				
24" height concrete stage	1,302	SF	55.00	\$71,610
Concrete dance floor	844	SF	22.00	\$18,568
Concrete paving, 6"	194	SF	12.23	\$2,372
Ramp, premium	194	SF	20.78	\$4,032
Concrete stair on grade, riser	305	LFR	94.75	\$28,899
Site furnishings				
Amphitheater shade structure	1	LS	75,000.00	\$75,000
Handrail, floor mounted	49	LF	194.60	\$9,535
Softscape				
Irrigation, lawn area	2,396	SF	3.63	\$8,696
Sod, on sloped ground	2,396	SF	1.99	\$4,770
TOTAL - 32 EXTERIOR IMPROVEMENTS				\$223,482
33 UTILITIES				
Site electrical				
Electrical and lighting, Allowance	1	LS	15,000.00	\$15,000
TOTAL - 33 UTILITIES				\$15,000

SCHEMATIC DESIGN COST ESTIMATE

OCMI JOB #: 230938.000 | 01 November 2023

SITE SUMMARY

ELEMENT		TOTAL COST
31 EARTHWORK		\$4,506
32 EXTERIOR IMPROVEMENTS		<u>\$204,000</u>
SUBTOTAL		\$208,506
SUBCONTRACTED GENERAL REQUIREMENTS	3.00%	<u>\$6,255</u>
NET DIRECT SITE COST		\$214,761
DESIGN CONTINGENCY	10.00%	<u>\$21,476</u>
SUBTOTAL		\$236,237
ESCALATION TO MIDPOINT 03/2025	8.00%	<u>\$18,899</u>
SUBTOTAL		\$255,136
GENERAL CONDITIONS	5.00%	<u>\$12,757</u>
SUBTOTAL		\$267,893
CONTRACTOR OVERHEAD AND PROFIT	4.00%	<u>\$10,716</u>
SUBTOTAL		\$278,609
INSURANCE	1.00%	<u>\$2,786</u>
SUBTOTAL		\$281,395
BONDS: CONTRACTOR	1.00%	<u>\$2,814</u>
TOTAL SITE COST		\$284,209

SCHEMATIC DESIGN COST ESTIMATE

OCMI JOB #: 230938.000 | 01 November 2023

DESCRIPTION	QUANTITY	UNIT	UNIT RATE	ESTIMATED COST
31 EARTHWORK				
Grading				
Rough, machine	6,391	SF	0.25	\$1,589
Fine, machine	6,391	SF	0.46	\$2,917
TOTAL - 31 EARTHWORK				\$4,506
32 EXTERIOR IMPROVEMENTS				
Softscape				
Irrigation, plant area	6,391	SF	5.89	\$37,615
Planting area, minimal planting, Allowance	6,391	SF	3.60	\$23,032
Tree, 24" box	60	EA	1,371.89	\$82,313
Miscellaneous				
Soil amending	6,391	SF	0.73	\$4,678
Decomposed granite over prepared sub base	6,391	SF	8.32	\$53,160
Maintenance of landscape 90 days	6,391	SF	0.50	\$3,202
TOTAL - 32 EXTERIOR IMPROVEMENTS				\$204,000

City of Coming Plaza and Recreation Ctr (231101)

Task Name	Start Date	End Date	Duration
Coming City Plaza and Recreation Center	04/03/23	04/23/25	538d
- Site Assessment & Conceptual Design	04/03/23	07/07/23	70d
Authorization to Proceed	04/03/23	04/03/23	1d
Kick Off Meeting	05/03/23	05/03/23	1d
Site Assessment	05/08/23	06/02/23	20d
Team Kick-off Meeting	06/06/23	06/06/23	1d
Prepare Topographic and boundary survey	05/22/23	06/09/23	15d
Conduct Geotechnical Investigation	05/08/23	06/09/23	25d
Conceptual Design Drawings	05/04/23	06/28/23	40d
Consultant Conceptual Drawings Due (Civil, Landscape)	06/26/23	06/26/23	0
Review Conceptual Design Drawings with City staff & Ad-Hoc Committee (Virtual Meeting)	07/03/23	07/07/23	5d
Authorization to Proceed to SD Phase	07/07/23	07/07/23	0
- Schematic Design	07/12/23	11/20/23	94d
Prepare 35% Design Plans (Schematic Design)	07/12/23	08/28/23	35d
- Consultant's Prelim. B.O.D. Due to COAR	07/26/23	07/26/23	1d
- Estimator - Start R.O.M	08/09/23	08/09/23	1d
- Consultant's SD Set Due to COAR	08/28/23	08/28/23	1d
Present Schematic Design and Construction Cost Estimate to City	08/30/23	08/30/23	0
Make modifications to design based on City Input (incl. update Estimate)	08/31/23	09/07/23	6d
Schematic Design Submitted	08/07/23	08/07/23	0
Value Engineering	09/08/23	11/01/23	39d
Present Updated Schematic Design	11/02/23	11/02/23	1d
Schematic Design Approved - Final Scope and Approach; Authorization to Proceed to DD Phase	11/20/23	11/20/23	1d
- Design Development	11/21/23	01/25/24	48d
Prepare 65% Design Plans (Design Development)	11/21/23	01/03/24	32d
Prepare color rendering of Project and significant site elements	11/21/23	12/21/23	23d
Prepare materials and color board depicting interior and exterior finishes	11/21/23	12/21/23	23d
- Consultant Progress Set Due	12/05/23	12/05/23	1d
- Consultants 65% DD Drawings to COAR	12/20/23	12/20/23	1d
- Drawings to Estimator	12/21/23	01/05/24	12d
Present design, renderings, and materials and color boards to Ad-Hoc Committee with construction cost estimates (In Person Meeting)	01/04/24	01/04/24	1d
Make modifications to design based on City Input (incl. update Estimate)	01/05/24	01/18/24	10d
City Approval of 65% Design Plans - Final Design; Authorization to Proceed to CD Phase	01/18/24	01/25/24	5d
- Construction Documents	01/26/24	08/19/24	104d

Task Name	Start Date	End Date	Duration
- 86% Design Plans (Construction Documents)	01/28/24	05/10/24	76d
Prepare Pre-final 95% Design Plans (Construction Documents)	01/26/24	04/11/24	55d
- Consultants Pre-final 86% Design Drawings to COAR	01/26/24	03/19/24	38d
Prepare, coordinate, and manage utility plans and approvals	03/22/24	04/11/24	15d
Final coordination to incorporate public art	03/22/24	04/11/24	15d
Produce construction costs estimates on 95% plans for City staff review.	04/11/24	04/11/24	1d
Submit for Building Plan Check	04/12/24	04/12/24	1d
Building Department Review	04/15/24	05/10/24	20d
- 100% Design Plans	05/13/24	06/18/24	28d
Incorporate comments from City Buildings Department.	05/13/24	06/07/24	20d
- Consultants 100% Design Drawings to COAR	05/13/24	05/31/24	15d
Update cost estimate and review with City Engineer	06/10/24	06/14/24	5d
100% Construction Documents Submitted	06/18/24	06/18/24	1d
- Bidding	06/20/24	06/11/24	60d
Prepare final approved bid package for City's use in obtaining bids	06/20/24	07/03/24	10d
Bidding - Prepare addenda and drawing revisions as required	07/04/24	08/14/24	30d
Bid Award	08/16/24	08/11/24	20d
- Construction Support and Close Out	09/12/24	04/23/25	160d
Construction Support	09/12/24	04/09/25	150d
Project Closeout	04/10/25	04/23/25	10d