

ORDINANCE NO. 023-2022

AN ORDINANCE TO ADOPT THE ANNUAL OPERATING BUDGET FOR THE CITY OF EFFINGHAM, ILLINOIS, FOR THE FISCAL YEAR 2023 BEGINNING MAY 1, 2022 AND ENDING APRIL 30, 2023

WHEREAS, the City of Effingham requires an annual budget to authorize expenditures for the upcoming fiscal year; and

WHEREAS, the City is required to approve said budget prior to the beginning of the fiscal year; and

WHEREAS, said budget shall possess fund level authority; and

WHEREAS, a posted and advertised budget workshop was conducted on Tuesday, March 22, 2022 at 5:00 p.m.; and

WHEREAS, the proposed annual budget was published for public inspection on Tuesday, March 29, 2022 at Effingham City Hall; and

WHEREAS, a posted and advertised public hearing was held on April 5, 2022 at 5:00 p.m. regarding the proposed operating budget for FY23; and

WHEREAS, all comments were heard.

NOW, THEREFORE, BE IT ORDAINED BY THE COUNCIL OF THE CITY OF EFFINGHAM, COUNTY OF EFFINGHAM, STATE OF ILLINOIS THAT:

SECTION 1: The budgetary appropriations provided for in the annual budget, as attached herein as Exhibit A, for Fiscal Year 23, beginning May 1, 2022 and ending April 30, 2023, for the City of Effingham, Illinois, is hereby established.

SECTION 2: The Budget Officer or his/her designee is hereby empowered to execute said budget after final approval by the City Council.

SECTION 3: The City Administration is hereby authorized to pay obligations or claims incurred by each municipal department pursuant to the attached budget.

SECTION 4: The Budget Officer or his/her designee shall hereby have fund level authority to expend monies and receive monies as appropriated within budget.

SECTION 5: Said budget may be amended from time to time throughout the fiscal year pursuant to City Council approval.

SECTION 6: The City Clerk shall make and file with the County Clerk of said County of Effingham, a duly certified copy of this ordinance.

SECTION 7: All ordinances or parts of ordinances in conflict herewith are hereby repealed.

SECTION 8: This ordinance shall take effect and be in force from the date of passage.

Placed on file this 12th day of April, 2022.

Presented, passed, and approved this 19th day of April, 2022.


Filed with the County Clerk this 21st day of April _____ A.D., 2022.

Mayor Schutzbach	<u>Yea</u>
Commissioner Stephens	<u>Yea</u>
Commissioner Micenheimer	<u>Yea</u>
Commissioner Gillenwater	<u>Yea</u>
Commissioner Moeller	<u>Yea</u>



Mike Schutzbach, Mayor

Attest:



Abbey Nosbisch, City Clerk



FY23




**ANNUAL
OPERATING
BUDGET
FOR FISCAL YEAR 2023**

WWW.EFFINGHAMIL.COM



City of Effingham
Annual Operating Budget
May 1, 2022 – April 30, 2023

Mayor Mike Schutzbach
Commissioner Hank Stephens
Commissioner Larry Micenheimer
Commissioner Merv Gillenwater
Commissioner Libby Moeller



Budget Schedule

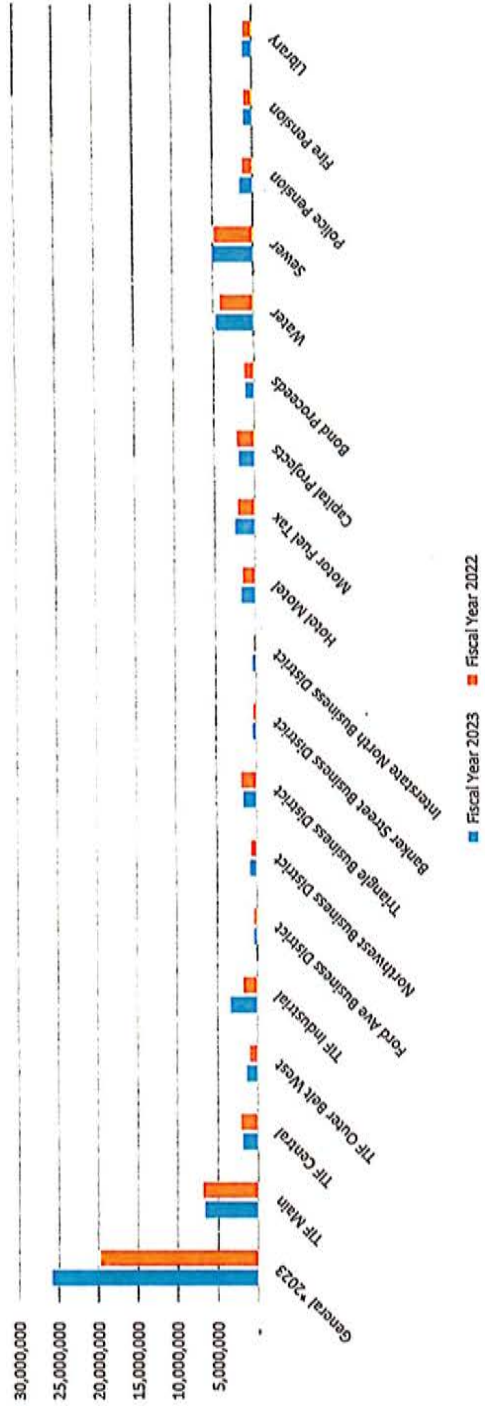
- January 5, 2022: City Administrator issues call for department heads/administrative staff to complete their budget requests for FY23
- February 14-25, 2022: City Administrator meets with each department head to review their budget requests
- February 25, 2022: Deadline for department head budget submissions
- February 28 - March 4, 2022: City Administrator meets individually with City Council members and the Mayor to review departmental budget requests and related projects, purchases, and personnel requests
- February 28 - March 25, 2022: City Administrator compiles the FY23 annual budget
- March 22, 2022: Budget workshop in special City Council meeting
- March 29, 2022: Proposed FY 23 budget is placed on file in City Hall for public inspection
- April 5, 2022: Public hearing on proposed FY23 annual budget
- April 19, 2022: Adoption of the FY23 Budget Ordinance

FY 2023 Budget Overview

Fund	Fiscal Year 2023	Fiscal Year 2022	Fiscal Year 2021	Fiscal Year 2020	Fiscal Year 2019	Fiscal Year 2018
General *2023	25,796,416	19,771,290	26,754,743	20,545,243	18,187,440	19,163,073
TIF Main	6,607,425	6,852,100	6,296,080	5,938,872	9,126,700	8,902,805
TIF Central	1,867,395	2,146,500	1,227,400	2,599,212	-	-
TIF Outer Belt West	1,365,465	993,700	507,231	227,445	-	-
TIF Industrial	3,342,164	1,741,400	1,437,780	1,717,490	-	-
Ford Ave Business District	400,500	376,000	155,000	241,670	252,000	135,690
Northwest Business District	817,952	677,700	574,864	468,402	347,500	105,355
Triangle Business District	1,599,155	1,936,000	1,547,256	1,038,365	653,000	239,000
Banker Street Business District	428,687	266,000	546,439	241,932	75,400	-
Interstate North Business District	349,500	153,000	-	-	-	-
Hotel Motel	1,721,400	1,533,150	2,860,810	2,604,138	2,036,900	1,750,600
Motor Fuel Tax	2,418,820	2,065,000	927,600	897,965	782,500	469,600
Capital Projects	1,892,399	2,103,400	1,495,773	11,756,351	18,748,180	20,181,869
Bond Proceeds	1,020,500	1,154,000	2,513,855	3,942,135	7,753,345	9,544,774
Water	4,636,500	4,065,700	5,221,778	4,281,384	3,826,370	4,282,200
Sewer	5,023,095	4,751,200	6,164,303	5,243,786	4,089,630	4,668,000
Police Pension	1,569,000	1,259,000	17,682,011	17,387,558	16,327,650	15,452,000
Fire Pension	1,068,000	972,000	11,595,911	11,124,232	10,551,300	7,978,000
Library	1,164,429	1,058,500	1,132,353	1,070,588	1,074,860	1,090,710
Maintenance Garage	-	-	-	-	310,150	260,000
	63,088,802	53,875,640	88,641,187	91,266,768	94,142,925	94,223,676

* 2023 Does Not Include Reserves

Fiscal Year 2023 vs. Fiscal Year 2022



FY2023 Debt Service

Debt Termination	*	Debt	Fund	Principal	Interest	Payments for FY2023	Bond Compliance	Debt Remaining After FY2023
Raw Water Line	2026	2012C	Water	405,000	35,945	440,945	551,181	1,255,000
Effingham Performance Center (EPC)	2027	2021A	Tourism (H/M)	225,000	23,300	248,300	310,875	940,000
Public Facilities (PD, FD, St./Swr)	2037	2017	General	400,000	256,205	656,205	820,756	7,105,000
S. Rt. 45 Property (154 Acres)	2041	2021B	General	80,000	33,763	113,763	142,703	1,690,000
						1,459,213	1,825,516	
<p>FY2023 Budgetary Impact 551,181 310,875 963,459 1,825,516</p>								
<p>Fund Breakdown Water Tourism General</p>								

Description of Debt

*	Description of Debt
2012C	\$4,380,000 Alternate Revenue Source Bond for partial refunding of 2006 Debt Certificates issued in 2012 at 2.02%
2021A	\$1,635,000 General Obligation Refunding Bond for 2% refinance of the 2012 EPC 3% Loan (\$3.09 million refi) - Agracel pays \$18k annual interest subsidy
2017	\$9,415,000 Alternate Revenue Source Bond for the Design and Construction of the Police Department Facility issued in 2017 at 3.34%
2021B	\$1,860,000 Taxable General Obligation Bond (ARS) for the purchase of real property for future economic development opportunities

City of Effingham Fund Structure

Segment	Full Description	Short Description
FUND		
10	General Fund	GENERAL
20	Water Fund	WATER
30	Sewer Fund	SEWER
41	TIF Main Fund	TIFMAIN
42	TIF Central Fund	TIFCENTRAL
43	TIF Outer Belt West Fund	TIFOBW
44	TIF South Central Industrial Fund	TIFIND
51	Ford Avenue Business District Fund	FORDBD
52	Northwest Business District Fund	NWBD
53	Triangle Business District Fund	TRIBD
54	Banker Street Business District Fund	BANKERBD
55	North Interstate Business District Fund	NRTINTBD
60	Hotel Motel Fund	HOTELMOTEL
70	Motor Fuel Tax Fund	MFT
75	Capital Projects Fund	CAPJIT
81	Police Pension Fund	POLPENSION
82	Fire Pension Fund	FIRPENSION
90	Bond Proceeds Fund	BOND
95	Library Fund	LIBRARY
DEPARTMENT		
000	Undefined	UNDEF
100	Administration	ADMIN
101	Human Resources	HR
102	Finance	FINANCE
103	City Clerks	CITYCLERK
104	Technology/Communications	TECHCOMM
105	Utility Billing	UB
106	Crossing Guards	XGLARDS
200	Economic Development	ECONDEV
201	Tourism	TOURISM
300	Fire	FIRE
301	Emergency Management Agency	EMA
400	Police	POLICE
401	Telecommunications	TC
500	Public Works	PUBWORKS
501	Engineering	ENG
502	Buildings	BUILDINGS
503	Street/Sewer Maintenance	STREETSEW
504	Public Properties	PUBPRO
505	Water Treatment Plant	WTP
506	Water Maintenance	WM
507	Waste Water Treatment Plant	WWTP
900	Library	LIBRARY
DIVISION		
00	Undefined	UNDEF
10	Personnel	PERSONNEL
20	Pension	PENSION
30	Professional Development	PROFDEV
40	Operations	OPERATIONS
50	Maintenance	MAINT
60	Materials	MATERIALS
70	Capital	CAPITAL
80	Debt Service	DEBTSEV
90	Reserve	RESERVE

GENERAL FUND

Fund	Division	Acct Type	Organization	Object	Account Description	FY2023
Fund	None	Revenue	1000000	4993	Tourism/PP Annual Transfer	45,000
Fund	None	Revenue	1000000	4991	Quarterly Transfers	235,000
General	Administration	Revenue	1010000	4001	Property Tax	2,087,900
General	Administration	Revenue	1010000	4002	PPRT	265,000
General	Administration	Revenue	1010000	4004	State Auto Rental Tax	5,200
General	Administration	Revenue	1010000	4005	State Charitable Games	5,500
General	Administration	Revenue	1010000	4006	State Income Tax (LGDF)	1,450,000
General	Administration	Revenue	1010000	4007	State Sales Tax	8,210,000
General	Administration	Revenue	1010000	4011	State Use Tax	445,000
General	Administration	Revenue	1010000	4012	State Video Gaming Tax	650,000
General	Administration	Revenue	1010000	4015	State Cannabis Use Tax	17,500
General	Administration	Revenue	1010000	4051	Franchise Fees	205,000
General	Administration	Revenue	1010000	4401	Interest	17,000
General	Administration	Revenue	1010000	4402	Interest On Escrowed Real Estate	1,000
General	Administration	Revenue	1010000	4403	License, Permits and Fees	17,500
General	Administration	Revenue	1010000	4409	Grants	851,000
General	Administration	Revenue	1010000	4406	Liquor Licenses	45,000
General	Administration	Revenue	1010000	4450	Lease Agreements	50,000
General	Administration	Revenue	1010000	4501	Sale of Real Property	25,000
General	Human Resources	Revenue	1010100	4508	Work Comp Loss Claim Reimburse	10,000
General	Human Resources	Revenue	1010100	4511	Cafeteria Plan Adjustments	1,000
General	Technology	Revenue	1010400	4052	Cable Peg Fee	97,500
General	Econ. Development	Revenue	1020000	4404	Enterprise Zone Fees	30,000
General	Fire	Revenue	1030000	4301	Circuit Clerk Fines	500
General	Fire	Revenue	1030000	4313	Hazmat Reimbursement	3,500
General	Fire	Revenue	1030000	4314	Foreign Fire Insurance Tax	45,000
General	Fire	Revenue	1030000	4316	Nonresidential Protective Serv	45,000
General	Fire	Revenue	1030000	4502	Sale of Personnel Property	75,000

GENERAL FUND

General	Fire	Revenue	1030000	4505	Donations	25,000
General	EMA	Revenue	1030100	4409	Grants	20,000
General	Police	Revenue	1040000	4301	Circuit Clerk Fines	42,000
General	Police	Revenue	1040000	4302	Drug Forfeiture	1,000
General	Police	Revenue	1040000	4303	DUI	2,500
General	Police	Revenue	1040000	4306	K-9	500
General	Police	Revenue	1040000	4307	SRO Reimbursement	67,000
General	Police	Revenue	1040000	4308	Community Program Donations	15,000
General	Police	Revenue	1040000	4309	Sex Offender Registration	500
General	Police	Revenue	1040000	4311	Salary/Training Reimbursement	3,600
General	Police	Revenue	1040000	4312	False Alarms Fees	50
General	Police	Revenue	1040000	4407	Finger Printing/Background	500
General	Police	Revenue	1040000	4409	Grants	3,100
General	Police	Revenue	1040000	4503	Sale of Police Vehicle	7,500
General	Police	Revenue	1040000	4516	Evidence	1,700
General	Telecommunication	Revenue	1040100	4310	911 Annual Reimbursement	103,000
General	Public Works	Revenue	1050000	4050	Utility Tax	400,000
General	Public Works	Revenue	1050000	4502	Sale of Personal Property	25,000
General	Buildings	Revenue	1050200	4202	Utility Connect/Tap Fees	1,000
General	Buildings	Revenue	1050200	4403	License, Permits and Fees	70,000
General	Buildings	Revenue	1050200	4409	Grants	491,100
General	Street/Sewer	Revenue	1050300	4008	State Street Light Reimbursement	5,000
General	Street/Sewer	Revenue	1050300	4009	State Street Sweeping Reimbursement	3,000
General	Street/Sewer	Revenue	1050300	4010	State Light Repairs Reimbursement	15,000
General	Street/Sewer	Revenue	1050300	4409	Grants	3,168,699
General	Public Properties	Revenue	1050400	4506	Opening of Graves	18,500
General	Public Properties	Revenue	1050400	4507	Sale of Cemetery Plots	30,000
General	Public Properties	Revenue	1050450	4517	Maintenance Garage	200,000

Total General Fund Revenues:

19,655,349

GENERAL FUND

General Fund Expenditures

General	Expenditure	1000090	5901	Contingency Reserve	505,800
General	Expenditure	10	5904	Transfers	2,061,100
General	Expenditure	1000090	5902	Designated Reserve	701,964
General	Expenditure	1000090	5903	Undesignated Reserve	4,197,500
General	Expenditure	1010010	5001	Full-Time Wages/Salaries	280,000
General	Expenditure	1010010	49	Elected Officials Salaries	44,000
General	Expenditure	1010010	5005	FICA/Medicare	25,000
General	Expenditure	1010010	5006	IMRF/Employer Contribution	37,500
General	Expenditure	1010010	5007	Workers Compensation	5,000
General	Expenditure	1010010	5008	Group Health Insurance	35,000
General	Expenditure	1010010	5009	Life Insurance	1,300
General	Expenditure	1010010	5010	Employee Recognition	200
General	Expenditure	1010010	5322	Board Fire and Police	35,000
General	Expenditure	1010030	5012	Travel	13,500
General	Expenditure	1010030	5013	Training/Conferences	11,000
General	Expenditure	1010030	5014	Dues and Subscriptions	6,500
General	Expenditure	1010040	5301	Admin/Consultants/Legal	450,000
General	Expenditure	1010040	5302	Audit	22,000
General	Expenditure	1010040	5303	Contractual Services	38,000
General	Expenditure	1010040	5305	Recording and Publishing	9,800
General	Expenditure	1010040	5306	Meetings	12,000
General	Expenditure	1010040	5307	Postage/Shipping	1,200
General	Expenditure	1010040	5308	Printing	500
General	Expenditure	1010040	5310	Property/Casualty/Liability In	28,000
General	Expenditure	1010040	5341	Special Projects	1,764,000
General	Expenditure	1010050	5104	Maintenance Vehicle In-House	1,000
General	Expenditure	1010050	5105	Maintenance Vehicle Outsourced	100
General	Expenditure	1010060	5202	Materials/Supplies	250
General	Expenditure	1010060	5205	Office Supplies	12,000
General	Expenditure	1010060	5208	Fuel	2,500

GENERAL FUND

General	Administration	Expenditure	1010060	5209	Safety	1,000
General	Human Resources	Expenditure	1010110	5001	Full-Time Wages/Salaries	150,000
General	Human Resources	Expenditure	1010110	5004	Overtime Wages/Salaries	200
General	Human Resources	Expenditure	1010110	5005	FICA/Medicare	12,000
General	Human Resources	Expenditure	1010110	5006	IMRF/Employer Contribution	19,000
General	Human Resources	Expenditure	1010110	5008	Group Health Insurance	61,000
General	Human Resources	Expenditure	1010130	5012	Travel	2,500
General	Human Resources	Expenditure	1010130	5013	Training/Conferences	5,000
General	Human Resources	Expenditure	1010130	5014	Dues and Subscriptions	1,500
General	Human Resources	Expenditure	1010140	5303	Contractual Services	11,000
General	Human Resources	Expenditure	1010140	5306	Meetings	500
General	Human Resources	Expenditure	1010140	5354	Commodities Not Classified	200
General	Human Resources	Expenditure	1010160	5208	Fuel	600
General	Finance	Expenditure	1010210	5001	Full-Time Wages/Salaries	115,000
General	Finance	Expenditure	1010210	5004	Overtime Wages/Salaries	200
General	Finance	Expenditure	1010210	5005	FICA/Medicare	9,000
General	Finance	Expenditure	1010210	5006	IMRF/Employer Contribution	14,500
General	Finance	Expenditure	1010210	5008	Group Health Insurance	24,000
General	Finance	Expenditure	1010230	5012	Travel	2,500
General	Finance	Expenditure	1010230	5013	Training/Conferences	5,000
General	Finance	Expenditure	1010230	5014	Dues and Subscriptions	700
General	Finance	Expenditure	1010260	5208	Fuel	500
General	City Clerk	Expenditure	1010310	5001	Full-Time Wages/Salaries	25,000
General	City Clerk	Expenditure	1010310	5005	FICA/Medicare	2,200
General	City Clerk	Expenditure	1010310	5006	IMRF/Employer Contribution	4,000
General	City Clerk	Expenditure	1010310	5008	Group Health Insurance	5,000
General	City Clerk	Expenditure	1010330	5012	Travel	2,500
General	City Clerk	Expenditure	1010330	5013	Training/Conferences	5,000
General	City Clerk	Expenditure	1010330	5014	Dues and Subscriptions	700
General	City Clerk	Expenditure	1010340	5306	Meetings	250
General	City Clerk	Expenditure	1010340	5307	Postage/Shipping	200

GENERAL FUND

General	City Clerk	Expenditure	1010340	5316	Codification	6,000
General	City Clerk	Expenditure	1010340	5354	Commodities Not Classified	200
General	City Clerk	Expenditure	1010360	5202	Materials/Supplies	1,000
General	City Clerk	Expenditure	1010360	5205	Office Supplies	300
General	City Clerk	Expenditure	1010360	5208	Fuel	500
General	Technology	Expenditure	1010410	5001	Full-Time Wages/Salaries	22,000
General	Technology	Expenditure	1010410	5004	Overtime Wages/Salaries	200
General	Technology	Expenditure	1010410	5005	FICA/Medicare	1,800
General	Technology	Expenditure	1010410	5006	IMRF/Employer Contribution	2,850
General	Technology	Expenditure	1010410	5008	Group Health Insurance	4,000
General	Technology	Expenditure	1010430	5012	Travel	1,000
General	Technology	Expenditure	1010430	5013	Training/Conferences	2,000
General	Technology	Expenditure	1010430	5014	Dues and Subscriptions	1,000
General	Technology	Expenditure	1010440	5303	Contractual Services	115,700
General	Technology	Expenditure	1010440	5309	Rentals	40,000
General	Technology	Expenditure	1010440	5311	Telephone/Internet	115,000
General	Technology	Expenditure	1010440	5312	Televised Media	16,500
General	Technology	Expenditure	1010440	5320	Licenses/Registration	25,000
General	Technology	Expenditure	1010450	5103	Maintenance Comp Soft/Hardware	39,700
General	Technology	Expenditure	1010450	5104	Maintenance Vehicle In-House	500
General	Technology	Expenditure	1010450	5105	Maintenance Vehicle Outsourced	300
General	Technology	Expenditure	1010460	5201	Equipment	4,000
General	Technology	Expenditure	1010460	5202	Materials/Supplies	500
General	Technology	Expenditure	1010460	5203	Computer Hardware	12,000
General	Technology	Expenditure	1010460	5205	Office Supplies	100
General	Technology	Expenditure	1010460	5208	Fuel	500
General	Technology	Expenditure	1010470	5506	Capital Computer Hardware	6,400
General	Technology	Expenditure	1010470	5507	Capital Computer Software	100,000
General	Crossing Guards	Expenditure	1010610	5002	Part-Time Wages/Salaries	30,000
General	Crossing Guards	Expenditure	1010610	5005	FICA/Medicare	2,250
General	Crossing Guards	Expenditure	1010660	5202	Materials/Supplies	500

GENERAL FUND

General	Econ. Development	Expenditure	1020010	5001	Full-Time Wages/Salaries	196,000
General	Econ. Development	Expenditure	1020010	5004	Overtime Wages/Salaries	500
General	Econ. Development	Expenditure	1020010	5005	FICA/Medicare	16,000
General	Econ. Development	Expenditure	1020010	5006	IMRF/Employer Contribution	27,000
General	Econ. Development	Expenditure	1020010	5007	Workers Compensation	3,000
General	Econ. Development	Expenditure	1020010	5008	Group Health Insurance	55,000
General	Econ. Development	Expenditure	1020010	5009	Life Insurance	350
General	Econ. Development	Expenditure	1020010	5010	Employee Recognition	150
General	Econ. Development	Expenditure	1020030	5012	Travel	1,000
General	Econ. Development	Expenditure	1020030	5013	Training/Conferences	1,000
General	Econ. Development	Expenditure	1020030	5014	Dues and Subscriptions	2,000
General	Econ. Development	Expenditure	1020040	5301	Admin/Consultants/Legal	36,000
General	Econ. Development	Expenditure	1020040	5303	Contractual Services	180,000
General	Econ. Development	Expenditure	1020040	5304	Advertising/Publicity/Marketing	5,000
General	Econ. Development	Expenditure	1020040	5305	Recording and Publishing	300
General	Econ. Development	Expenditure	1020040	5306	Meetings	1,000
General	Econ. Development	Expenditure	1020040	5307	Postage/Shipping	400
General	Econ. Development	Expenditure	1020040	5308	Printing	500
General	Econ. Development	Expenditure	1020040	5310	Property/Casualty/Liability In	1,300
General	Econ. Development	Expenditure	1020040	5335	Economic Development Projects	67,800
General	Econ. Development	Expenditure	1020040	5336	Job Creation Grant	25,000
General	Econ. Development	Expenditure	1020040	5337	Enterprise Zone Administration	2,500
General	Econ. Development	Expenditure	1020050	5104	Maintenance Vehicle In-House	500
General	Econ. Development	Expenditure	1020050	5105	Maintenance Vehicle Outsourced	250
General	Econ. Development	Expenditure	1020060	5205	Office Supplies	500
General	Econ. Development	Expenditure	1020060	5208	Fuel	2,000
General	Econ. Development	Expenditure	1020060	5220	Signs	1,000
General	Econ. Development	Expenditure	1020070	5501	Capital Land Acq/Row	10,000
General	Fire	Expenditure	1030010	5001	Full-Time Wages/Salaries	1,675,000
General	Fire	Expenditure	1030010	5002	Part-Time Wages/Salaries	100,000
General	Fire	Expenditure	1030010	5004	Overtime Wages/Salaries	340,000

GENERAL FUND

General	Fire	Expenditure	1030010	5005	FICA/Medicare	42,000
General	Fire	Expenditure	1030010	5006	IMRF/Employer Contribution	6,000
General	Fire	Expenditure	1030010	5007	Workers Compensation	66,000
General	Fire	Expenditure	1030010	5008	Group Health Insurance	366,000
General	Fire	Expenditure	1030010	5009	Life Insurance	2,500
General	Fire	Expenditure	1030010	5010	Employee Recognition	1,000
General	Fire	Expenditure	1030010	5011	Wellness	15,000
General	Fire	Expenditure	1030010	5015	Medical Screenings	5,000
General	Fire	Expenditure	1030010	5016	Clothing	20,400
General	Fire	Expenditure	1030030	5012	Travel	18,000
General	Fire	Expenditure	1030030	5013	Training/Conferences	22,500
General	Fire	Expenditure	1030030	5014	Dues and Subscriptions	5,000
General	Fire	Expenditure	1030040	5303	Contractual Services	11,050
General	Fire	Expenditure	1030040	5306	Meetings	2,000
General	Fire	Expenditure	1030040	5307	Postage/Shipping	700
General	Fire	Expenditure	1030040	5310	Property/Casualty/Liability In	45,000
General	Fire	Expenditure	1030040	5313	Utilities	25,000
General	Fire	Expenditure	1030040	5333	Public Education	4,000
General	Fire	Expenditure	1030050	5104	Maintenance Vehicle In-House	700
General	Fire	Expenditure	1030050	5105	Maintenance Vehicle Outsourced	57,500
General	Fire	Expenditure	1030050	5106	Maintenance Equipment	36,000
General	Fire	Expenditure	1030050	5107	Maintenance Buildings	30,000
General	Fire	Expenditure	1030060	5301	Equipment	60,000
General	Fire	Expenditure	1030060	5202	Materials/Supplies	1,000
General	Fire	Expenditure	1030060	5205	Office Supplies	5,000
General	Fire	Expenditure	1030060	5208	Fuel	25,000
General	Fire	Expenditure	1030060	5213	Materials Vehicle	20,300
General	Fire	Expenditure	1030060	5222	Hazardous Materials Equipment	30,000
General	Fire	Expenditure	1030060	5223	Equipment/Supplies	341,000
General	Fire	Expenditure	1030060	5224	Personal Protection Equipment	30,000
General	Fire	Expenditure	1030060	5332	Foreign Fire Insurance Tax	176,469

GENERAL FUND

General	Fire	Expenditure	1030070	5502	Capital Equipment	-
General	Fire	Expenditure	1030070	5505	Capital Vehicle	-
General	Fire	Expenditure	1030080	5401	Lease Payments	133,000
General	EMA	Expenditure	1030110	5002	Part-Time Wages/Salaries	22,500
General	EMA	Expenditure	1030110	5005	FICA/Medicare	1,800
General	EMA	Expenditure	1030110	5006	IMRF/Employer Contribution	2,900
General	EMA	Expenditure	1030110	5007	Workers Compensation	2,400
General	EMA	Expenditure	1030110	5010	Employee Recognition	300
General	EMA	Expenditure	1030110	5016	Clothing	400
General	EMA	Expenditure	1030130	5012	Travel	500
General	EMA	Expenditure	1030130	5013	Training/Conferences	2,500
General	EMA	Expenditure	1030130	5014	Dues and Subscriptions	100
General	EMA	Expenditure	1030140	5303	Contractual Services	1,000
General	EMA	Expenditure	1030140	5307	Postage/Shipping	50
General	EMA	Expenditure	1030140	5308	Printing	200
General	EMA	Expenditure	1030140	5310	Property/Casualty/Liability In	1,500
General	EMA	Expenditure	1030140	5313	Utilities	2,500
General	EMA	Expenditure	1030140	5334	Community Notification System	10,000
General	EMA	Expenditure	1030140	5354	Commodities Not Classified	200
General	EMA	Expenditure	1030150	5104	Maintenance Vehicle In-House	250
General	EMA	Expenditure	1030150	5105	Maintenance Vehicle Outsourced	250
General	EMA	Expenditure	1030150	5106	Maintenance Equipment	500
General	EMA	Expenditure	1030160	5201	Equipment	7,200
General	EMA	Expenditure	1030160	5202	Materials/Supplies	3,000
General	EMA	Expenditure	1030160	5205	Office Supplies	200
General	EMA	Expenditure	1030160	5208	Fuel	600
General	EMA	Expenditure	1030170	5502	Capital Equipment	25,000
General	Police	Expenditure	1040010	5001	Full-Time Wages/Salaries	2,585,000
General	Police	Expenditure	1040010	5002	Part-Time Wages/Salaries	25,000
General	Police	Expenditure	1040010	5004	Overtime Wages/Salaries	125,000
General	Police	Expenditure	1040010	5005	FICA / Medicare	56,000

GENERAL FUND

General	Police	Expenditure	1040010	5006	IMRF/Employer Contribution	31,000
General	Police	Expenditure	1040010	5007	Workers Compensation	40,000
General	Police	Expenditure	1040010	5008	Group Health Insurance	500,000
General	Police	Expenditure	1040010	5009	Life Insurance	4,500
General	Police	Expenditure	1040010	5010	Employee Recognition	1,000
General	Police	Expenditure	1040010	5015	Medical Screenings	1,000
General	Police	Expenditure	1040010	5016	Clothing	25,000
General	Police	Expenditure	1040030	5012	Travel	12,000
General	Police	Expenditure	1040030	5013	Training/Conferences	35,500
General	Police	Expenditure	1040030	5014	Dues and Subscriptions	2,500
General	Police	Expenditure	1040040	5303	Contractual Services	30,000
General	Police	Expenditure	1040040	5305	Recording and Publishing	100
General	Police	Expenditure	1040040	5307	Postage/Shipping	1,000
General	Police	Expenditure	1040040	5308	Printing	3,500
General	Police	Expenditure	1040040	5310	Property/Casualty/Liability/In	45,000
General	Police	Expenditure	1040040	5313	Utilities	48,000
General	Police	Expenditure	1040040	5319	Grants	-
General	Police	Expenditure	1040040	5320	Licenses/Registration	1,100
General	Police	Expenditure	1040040	5323	Community Programs	29,315
General	Police	Expenditure	1040040	5324	Community Relation	4,000
General	Police	Expenditure	1040040	5326	Confiscated Cash	2,790
General	Police	Expenditure	1040040	5327	Explorer Scouts Programming	1,500
General	Police	Expenditure	1040040	5328	Investigations	5,000
General	Police	Expenditure	1040040	5329	K-9	19,569
General	Police	Expenditure	1040040	5354	Commodities Not Classified	2,500
General	Police	Expenditure	1040050	5104	Maintenance Vehicle In-House	32,000
General	Police	Expenditure	1040050	5105	Maintenance Vehicle Outsourced	15,000
General	Police	Expenditure	1040050	5106	Maintenance Equipment	1,200
General	Police	Expenditure	1040050	5107	Maintenance Buildings	8,000
General	Police	Expenditure	1040060	5201	Equipment	6,200
General	Police	Expenditure	1040060	5202	Materials/Supplies	25,500

GENERAL FUND

General	Police	Expenditure	1040060	5205	Office Supplies	7,500
General	Police	Expenditure	1040060	5208	Fuel	75,000
General	Police	Expenditure	1040060	5213	Materials Vehicle	10,000
General	Police	Expenditure	1040060	5225	Ammunition and Range Supplies	15,000
General	Police	Expenditure	1040060	5226	Drug Forfeiture	74,780
General	Police	Expenditure	1040060	5227	DUI	44,000
General	Police	Expenditure	1040070	5508	Capital Police Vehicle	257,000
General	Police	Expenditure	1040070	5502	Capital Equipment	40,000
General	Telecommunication	Expenditure	1040110	5001	Full-Time Wages/Salaries	622,000
General	Telecommunication	Expenditure	1040110	5002	Part-Time Wages/Salaries	50,000
General	Telecommunication	Expenditure	1040110	5004	Overtime Wages/Salaries	50,000
General	Telecommunication	Expenditure	1040110	5005	FICA/Medicare	55,000
General	Telecommunication	Expenditure	1040110	5006	IMRF/Employer Contribution	88,000
General	Telecommunication	Expenditure	1040110	5008	Group Health Insurance	153,000
General	Public Works	Expenditure	1050010	5001	Full-Time Wages/Salaries	117,500
General	Public Works	Expenditure	1050010	5004	Overtime Wages/Salaries	2,500
General	Public Works	Expenditure	1050010	5005	FICA/Medicare	9,200
General	Public Works	Expenditure	1050010	5006	IMRF/Employer Contribution	15,000
General	Public Works	Expenditure	1050010	5008	Group Health Insurance	35,000
General	Public Works	Expenditure	1050010	5010	Employee Recognition	100
General	Public Works	Expenditure	1050010	5016	Clothing	1,100
General	Public Works	Expenditure	1050050	5101	Construction	226,000
General	Public Works	Expenditure	1050050	5102	Engineering	10,000
General	Public Works	Expenditure	1050070	5501	Capital Land Acq/Row	100,000
General	Public Works	Expenditure	1050070	5503	Capital Construction	200,000
General	Public Works	Expenditure	1050070	5504	Capital Engineering	20,000
General	Engineering	Expenditure	1050110	5001	Full-Time Wages/Salaries	340,200
General	Engineering	Expenditure	1050110	5002	Part-Time Wages/Salaries	15,120
General	Engineering	Expenditure	1050110	5004	Overtime Wages/Salaries	2,000
General	Engineering	Expenditure	1050110	5005	FICA/Medicare	28,000
General	Engineering	Expenditure	1050110	5006	IMRF/Employer Contribution	43,000

GENERAL FUND

General	Engineering	Expenditure	1050110	5007	Workers Compensation	7,500
General	Engineering	Expenditure	1050110	5008	Group Health Insurance	90,000
General	Engineering	Expenditure	1050110	5009	Life Insurance	600
General	Engineering	Expenditure	1050110	5010	Employee Recognition	400
General	Engineering	Expenditure	1050110	5016	Clothing	1,300
General	Engineering	Expenditure	1050130	5012	Travel	5,000
General	Engineering	Expenditure	1050130	5013	Training/Conferences	6,000
General	Engineering	Expenditure	1050130	5014	Dues and Subscriptions	1,500
General	Engineering	Expenditure	1050140	5301	Admin/Consultants/Legal	14,000
General	Engineering	Expenditure	1050140	5303	Contractual Services	23,400
General	Engineering	Expenditure	1050140	5305	Recording and Publishing	1,000
General	Engineering	Expenditure	1050140	5306	Meetings	200
General	Engineering	Expenditure	1050140	5307	Postage/Shipping	500
General	Engineering	Expenditure	1050140	5310	Property/Casualty/Liability In	4,200
General	Engineering	Expenditure	1050140	5352	Planning and Zoning	140,000
General	Engineering	Expenditure	1050150	5102	Engineering	10,000
General	Engineering	Expenditure	1050150	5104	Maintenance Vehicle In-House	1,000
General	Engineering	Expenditure	1050150	5105	Maintenance Vehicle Outsourced	200
General	Engineering	Expenditure	1050160	5201	Equipment	500
General	Engineering	Expenditure	1050160	5205	Office Supplies	3,500
General	Engineering	Expenditure	1050160	5208	Fuel	5,000
General	Engineering	Expenditure	1050160	5213	Materials Vehicle	1,000
General	Engineering	Expenditure	1050170	5502	Capital Equipment	
General	Engineering	Expenditure	1050170	5504	Capital Engineering	10,000
General	Engineering	Expenditure	1050170	5505	Capital Vehicle	40,000
General	Buildings	Expenditure	1050210	5001	Full-Time Wages/Salaries	143,000
General	Buildings	Expenditure	1050210	5004	Overtime Wages/Salaries	100
General	Buildings	Expenditure	1050210	5005	FICA/Medicare	11,500
General	Buildings	Expenditure	1050210	5006	IMRF/Employer Contribution	18,500
General	Buildings	Expenditure	1050210	5007	Workers Compensation	6,000
General	Buildings	Expenditure	1050210	5008	Group Health Insurance	42,500

GENERAL FUND

General	Buildings	Expenditure	1050210	5009	Life Insurance	400
General	Buildings	Expenditure	1050210	5010	Employee Recognition	150
General	Buildings	Expenditure	1050210	5016	Clothing	1,150
General	Buildings	Expenditure	1050230	5012	Travel	1,000
General	Buildings	Expenditure	1050230	5013	Training/Conferences	2,000
General	Buildings	Expenditure	1050230	5014	Dues and Subscriptions	500
General	Buildings	Expenditure	1050240	5301	Admin/Consultants/Legal	61,100
General	Buildings	Expenditure	1050240	5305	Recording and Publishing	200
General	Buildings	Expenditure	1050240	5306	Meetings	100
General	Buildings	Expenditure	1050240	5307	Postage/Shipping	300
General	Buildings	Expenditure	1050240	5310	Property/Casualty/Liability In	3,300
General	Buildings	Expenditure	1050240	5317	Credit Card Transaction Fee	2,000
General	Buildings	Expenditure	1050250	5101	Construction	430,000
General	Buildings	Expenditure	1050250	5104	Maintenance Vehicle In-House	1,000
General	Buildings	Expenditure	1050250	5105	Maintenance Vehicle Outsourced	100
General	Buildings	Expenditure	1050260	5201	Equipment	500
General	Buildings	Expenditure	1050260	5205	Office Supplies	2,000
General	Buildings	Expenditure	1050260	5208	Fuel	4,000
General	Buildings	Expenditure	1050260	5213	Materials Vehicle	2,000
General	Buildings	Expenditure	1050270	5505	Capital Vehicle	80,000
General	Street/Sewer	Expenditure	1050310	5001	Full-Time Wages/Salaries	323,500
General	Street/Sewer	Expenditure	1050310	5002	Part-Time Wages/Salaries	15,120
General	Street/Sewer	Expenditure	1050310	5004	Overtime Wages/Salaries	15,000
General	Street/Sewer	Expenditure	1050310	5005	FICA/Medicare	27,000
General	Street/Sewer	Expenditure	1050310	5006	IMRF/Employer Contribution	43,000
General	Street/Sewer	Expenditure	1050310	5007	Workers Compensation	16,000
General	Street/Sewer	Expenditure	1050310	5008	Group Health Insurance	94,000
General	Street/Sewer	Expenditure	1050310	5009	Life Insurance	1,000
General	Street/Sewer	Expenditure	1050310	5010	Employee Recognition	500
General	Street/Sewer	Expenditure	1050310	5016	Clothing	2,475
General	Street/Sewer	Expenditure	1050330	5012	Travel	1,000

GENERAL FUND

General	Street/Sewer	Expenditure	1050330	5013	Training/Conferences	2,500
General	Street/Sewer	Expenditure	1050340	5303	Contractual Services	43,000
General	Street/Sewer	Expenditure	1050340	5310	Property/Casualty/Liability In	7,300
General	Street/Sewer	Expenditure	1050340	5313	Utilities	15,000
General	Street/Sewer	Expenditure	1050340	5348	Resurfacing	30,000
General	Street/Sewer	Expenditure	1050340	5349	Oil and Chip	100,000
General	Street/Sewer	Expenditure	1050340	5351	Street and Traffic Lights	130,000
General	Street/Sewer	Expenditure	1050340	5354	Commodities Not Classified	500
General	Street/Sewer	Expenditure	1050350	5101	Construction	340,000
General	Street/Sewer	Expenditure	1050350	5102	Engineering	25,000
General	Street/Sewer	Expenditure	1050350	5104	Maintenance Vehicle In-House	27,500
General	Street/Sewer	Expenditure	1050350	5105	Maintenance Vehicle Outsourced	2,000
General	Street/Sewer	Expenditure	1050350	5106	Maintenance Equipment	11,000
General	Street/Sewer	Expenditure	1050350	5107	Maintenance Buildings	2,000
General	Street/Sewer	Expenditure	1050350	5110	Maintenance Traffic Lights	35,000
General	Street/Sewer	Expenditure	1050360	5201	Equipment	10,000
General	Street/Sewer	Expenditure	1050360	5202	Materials/Supplies	1,500
General	Street/Sewer	Expenditure	1050360	5205	Office Supplies	250
General	Street/Sewer	Expenditure	1050360	5208	Fuel	37,500
General	Street/Sewer	Expenditure	1050360	5209	Safety	3,000
General	Street/Sewer	Expenditure	1050360	5211	Materials Street and Alley	85,000
General	Street/Sewer	Expenditure	1050360	5212	Materials Building	500
General	Street/Sewer	Expenditure	1050360	5216	Materials Snow and Ice Control	20,000
General	Street/Sewer	Expenditure	1050360	5220	Signs	7,500
General	Street/Sewer	Expenditure	1050360	5221	Hot Mix	40,000
General	Street/Sewer	Expenditure	1050370	5501	Capital Land Acq. ROW	5,000
General	Street/Sewer	Expenditure	1050370	5502	Capital Equipment	136,000
General	Street/Sewer	Expenditure	1050370	5503	Capital Construction	3,546,260
General	Street/Sewer	Expenditure	1050370	5504	Capital Engineering	555,288
General	Street/Sewer	Expenditure	1050370	5505	Capital Vehicle	180,000
General	Public Properties	Expenditure	1050410	5001	Full-Time Wages/Salaries	375,000

GENERAL FUND

General	Public Properties	Expenditure	1050410	5002	Part-Time Wages/Salaries	30,240
General	Public Properties	Expenditure	1050410	5004	Overtime Wages/Salaries	5,000
General	Public Properties	Expenditure	1050410	5005	FICA/Medicare	31,000
General	Public Properties	Expenditure	1050410	5006	IMRF/Employer Contribution	48,000
General	Public Properties	Expenditure	1050410	5007	Workers Compensation	5,000
General	Public Properties	Expenditure	1050410	5008	Group Health Insurance	110,000
General	Public Properties	Expenditure	1050410	5009	Life Insurance	600
General	Public Properties	Expenditure	1050410	5010	Employee Recognition	400
General	Public Properties	Expenditure	1050410	5016	Clothing	2,400
General	Public Properties	Expenditure	1050430	5012	Travel	100
General	Public Properties	Expenditure	1050430	5013	Training/Conferences	1,200
General	Public Properties	Expenditure	1050430	5014	Dues and Subscriptions	2,500
General	Public Properties	Expenditure	1050440	5303	Contractual Services	84,040
General	Public Properties	Expenditure	1050440	5306	Meetings	200
General	Public Properties	Expenditure	1050440	5309	Rentals	2,200
General	Public Properties	Expenditure	1050440	5310	Property/Casualty/Liability In	5,000
General	Public Properties	Expenditure	1050440	5313	Utilities	40,000
General	Public Properties	Expenditure	1050440	5353	Property Taxes	100
General	Public Properties	Expenditure	1050440	5354	Commodities Not Classified	250
General	Public Properties	Expenditure	1050450	5101	Construction	35,000
General	Public Properties	Expenditure	1050450	5104	Maintenance Vehicle In-House	10,000
General	Public Properties	Expenditure	1050450	5105	Maintenance Vehicle Outsourced	9,000
General	Public Properties	Expenditure	1050450	5106	Maintenance Equipment	10,000
General	Public Properties	Expenditure	1050450	5107	Maintenance Buildings	25,000
General	Public Properties	Expenditure	1050450	5108	Maintenance Grounds	3,500
General	Public Properties	Expenditure	1050450	5109	Maintenance Street Lights	6,000
General	Public Properties	Expenditure	1050450	5111	Animal Shelter	20,000
General	Public Properties	Expenditure	1050460	5201	Equipment	36,000
General	Public Properties	Expenditure	1050460	5202	Materials/Supplies	110,000
General	Public Properties	Expenditure	1050460	5205	Office Supplies	200
General	Public Properties	Expenditure	1050460	5208	Fuel	15,000

GENERAL FUND

General	Public Properties	Expenditure	1050460	5209	Safety	1,500
General	Public Properties	Expenditure	1050460	5212	Materials Building	7,500
General	Public Properties	Expenditure	1050460	5213	Materials Vehicle	2,000
General	Public Properties	Expenditure	1050460	5214	Materials Grounds	6,500
General	Public Properties	Expenditure	1050460	5217	Electrical Materials/Supplies	4,000
General	Public Properties	Expenditure	1050460	5218	Janitorial Supplies	12,500
General	Public Properties	Expenditure	1050460	5219	Cemetery	3,500
General	Public Properties	Expenditure	1050460	5230	Chemicals	8,000
General	Public Properties	Expenditure	1050460	5231	Maintenance Garage Fuel	200,000
General	Public Properties	Expenditure	1050470	5502	Capital Equipment	30,000
General	Public Properties	Expenditure	1050470	5503	Capital Construction	
General	Public Properties	Expenditure	1050470	5504	Capital Engineering	20,000
General	Public Properties	Expenditure	1050470	5505	Capital Vehicle	55,000
Total General Fund Expenditures:						30,695,880

WATER FUND

Water Revenues:

Fund	Division	Acct Type	Organization	Object	Account Description	FY 2023
Fund	Administration	Revenue	2010000	4401	Interest	5,500
Water	Utility Billing	Revenue	2010500	4201	Utility Metered Sales	3,000,000
Water	Utility Billing	Revenue	2010500	4202	Utility Connect/Tap Fees	25,000
Water	Utility Billing	Revenue	2010500	4203	Wholesale Water	310,000
Water	Utility Billing	Revenue	2010500	4204	Bulk Water	5,500
Water	Utility Billing	Revenue	2010500	4205	Utility Penalty	15,000
Water	Utility Billing	Revenue	2010500	4206	New Service Fees	35,000
Water	Utility Billing	Revenue	2050000	4502	Sale of Personal Property	10,000
Water	Water Treatment Plant	Revenue	2050500	4513	Misc. Revenue	100
Total Water Revenues:						3,406,100

Water Expenditures

Water	None	20	5906	5906	Quarterly Transfer	30,000
Water	None	Expenditure	2000090	5901	Contingency Reserve	91,000
Water	None	Expenditure	2000090	5902	Designated Reserve	658,778
Water	None	Expenditure	2000090	5903	Undesignated Reserve	755,000
Water	Administration	Expenditure	2010010	5003	Elected Officials Salaries	12,000
Water	Administration	Expenditure	2010010	5005	FICA/Medicare	1,000
Water	Human Resources	Expenditure	2010140	5303	Contractual Services	1,200
Water	City Clerk	Expenditure	2010310	5001	Full-Time Wages/Salaries	25,500
Water	City Clerk	Expenditure	2010310	5005	FICA/Medicare	2,000
Water	City Clerk	Expenditure	2010310	5006	IMRF/Employer Contribution	3,200
Water	City Clerk	Expenditure	2010310	5008	Group Health Insurance	5,900
Water	Technology	Expenditure	2010410	5001	Full-Time Wages/Salaries	22,000
Water	Technology	Expenditure	2010410	5004	Overtime Wages/Salaries	100
Water	Technology	Expenditure	2010410	5005	FICA/Medicare	1,800
Water	Technology	Expenditure	2010410	5006	IMRF/Employer Contribution	2,850
Water	Technology	Expenditure	2010410		Group Health Insurance	5,000

WATER FUND

Water	Technology	Expenditure	2010440	5303	Contractual Services	51,200
Water	Technology	Expenditure	2010440	5309	Rentals	3,000
Water	Technology	Expenditure	2010440	5311	Telephone/Internet	24,600
Water	Technology	Expenditure	2010440	5320	License and Registration	3,850
Water	Technology	Expenditure	2010450	5103	Maintenance Comp Soft/Hardware	13,000
Water	Technology	Expenditure	2010460	5203	Computer Hardware	1,000
Water	Technology	Expenditure	2010470	5507	Capital Computer Software	-
Water	Utility Billing	Expenditure	2010510	5001	Full-Time Wages/Salaries	39,400
Water	Utility Billing	Expenditure	2010510	5004	Overtime Wages/Salaries	500
Water	Utility Billing	Expenditure	2010510	5005	FICA/Medicare	3,100
Water	Utility Billing	Expenditure	2010510	5006	IMRF/Employer Contribution	4,900
Water	Utility Billing	Expenditure	2010510	5008	Group Health Insurance	28,000
Water	Utility Billing	Expenditure	2010510	5010	Employee Recognition	100
Water	Utility Billing	Expenditure	2010510	5016	Clothing	100
Water	Utility Billing	Expenditure	2010530	5013	Training/Conferences	250
Water	Utility Billing	Expenditure	2010540	5302	Audit	22,000
Water	Utility Billing	Expenditure	2010540	5303	Contractual Services	25,000
Water	Utility Billing	Expenditure	2010540	5307	Postage/Shipping	600
Water	Utility Billing	Expenditure	2010540	5317	Credit Card Transaction Fee	15,000
Water	Utility Billing	Expenditure	2010560	5205	Office Supplies	1,500
Water	Utility Billing	Expenditure	2010580	5408	2012 A Bond Principal	-
Water	Utility Billing	Expenditure	2010580	5409	2012 A Bond Interest	-
Water	Utility Billing	Expenditure	2010580	5410	2012 A Bond Fees	-
Water	Utility Billing	Expenditure	2010580	5416	2012 C Bond Principal	405,000
Water	Utility Billing	Expenditure	2010580	5417	2012 C Bond Interest	36,000
Water	Utility Billing	Expenditure	2010580	5418	2012C Bond Fees	1,000
Water	Public Works	Expenditure	2050010	5001	Full-Time Wages/Salaries	77,600
Water	Public Works	Expenditure	2050010	5005	FICA/Medicare	6,000
Water	Public Works	Expenditure	2050010	5006	IMRF/Employer Contribution	9,500
Water	Public Works	Expenditure	2050010	5008	Group Health Insurance	30,000
Water	Public Works	Expenditure	2050040	5343	Soil and Water	2,500

WATER FUND

Water	Public Works	Expenditure	2050040	5318	Intergovernmental Agreements	175,000
Water	Water Treatment Plan	Expenditure	2050510	5001	Full-Time Wages/Salaries	409,000
Water	Water Treatment Plan	Expenditure	2050510	5004	Overtime Wages/Salaries	16,000
Water	Water Treatment Plan	Expenditure	2050510	5005	FICA/Medicare	32,600
Water	Water Treatment Plan	Expenditure	2050510	5006	IMRF/Employer Contribution	51,900
Water	Water Treatment Plan	Expenditure	2050510	5008	Group Health Insurance	118,000
Water	Water Treatment Plan	Expenditure	2050510	5010	Employee Recognition	200
Water	Water Treatment Plan	Expenditure	2050510	5016	Clothing	2,750
Water	Water Treatment Plan	Expenditure	2050530	5012	Travel	1,000
Water	Water Treatment Plan	Expenditure	2050530	5013	Training/Conferences	1,000
Water	Water Treatment Plan	Expenditure	2050530	5014	Dues and Subscriptions	500
Water	Water Treatment Plan	Expenditure	2050540	5303	Contractual Services	40,000
Water	Water Treatment Plan	Expenditure	2050540	5306	Meetings	200
Water	Water Treatment Plan	Expenditure	2050540	5313	Utilities	100,000
Water	Water Treatment Plan	Expenditure	2050540	5354	Comm. Not Classified	250
Water	Water Treatment Plan	Expenditure	2050550	5101	Construction	34,000
Water	Water Treatment Plan	Expenditure	2050550	5102	Engineering	10,000
Water	Water Treatment Plan	Expenditure	2050550	5104	Maintenance Vehicle In-House	200
Water	Water Treatment Plan	Expenditure	2050550	5105	Maintenance Vehicle Outsourced	100
Water	Water Treatment Plan	Expenditure	2050550	5106	Maintenance Equipment	22,000
Water	Water Treatment Plan	Expenditure	2050550	5107	Maintenance Buildings	2,000
Water	Water Treatment Plan	Expenditure	2050560	5201	Equipment	39,000
Water	Water Treatment Plan	Expenditure	2050560	5202	Materials/Supplies	10,000
Water	Water Treatment Plan	Expenditure	2050560	5205	Office Supplies	1,600
Water	Water Treatment Plan	Expenditure	2050560	5209	Safety	3,000
Water	Water Treatment Plan	Expenditure	2050560	5212	Materials Building	500
Water	Water Treatment Plan	Expenditure	2050560	5228	Lab Supplies	15,000
Water	Water Treatment Plan	Expenditure	2050560	5230	Chemicals	230,000
Water	Water Treatment Plan	Expenditure	2050570	5503	Capital Construction	575,000
Water	Water Treatment Plan	Expenditure	2050570	5504	Capital Engineering	50,000
Water	Water Treatment Plan	Expenditure	2050570	5505	Capital Vehicle	40,000

WATER FUND

Water	Water Maintenance	Expenditure	2050610	5001	Full-Time Wages/Salaries	362,000
Water	Water Maintenance	Expenditure	2050610	5004	Overtime Wages/Salaries	25,000
Water	Water Maintenance	Expenditure	2050610	5005	FICA/Medicare	30,000
Water	Water Maintenance	Expenditure	2050610	5006	IMRF/Employer Contribution	47,500
Water	Water Maintenance	Expenditure	2050610	5007	Workers Compensation	30,000
Water	Water Maintenance	Expenditure	2050610	5008	Group Health Insurance	90,000
Water	Water Maintenance	Expenditure	2050610	5009	Life Insurance	1,400
Water	Water Maintenance	Expenditure	2050610	5010	Employee Recognition	200
Water	Water Maintenance	Expenditure	2050610	5016	Clothing	2,750
Water	Water Maintenance	Expenditure	2050630	5012	Travel	1,000
Water	Water Maintenance	Expenditure	2050630	5013	Training/Conferences	2,000
Water	Water Maintenance	Expenditure	2050630	5014	Dues and Subscriptions	500
Water	Water Maintenance	Expenditure	2050640	5104	Maintenance Vehicle In-House	10,000
Water	Water Maintenance	Expenditure	2050640	5301	Admin/Consultants/Legal	21,000
Water	Water Maintenance	Expenditure	2050640	5303	Contractual Services	28,700
Water	Water Maintenance	Expenditure	2050640	5305	Recording and Publishing	100
Water	Water Maintenance	Expenditure	2050640	5306	Meetings	500
Water	Water Maintenance	Expenditure	2050640	5310	Property/Casualty/Liability In	32,000
Water	Water Maintenance	Expenditure	2050640	5313	Utilities	7,000
Water	Water Maintenance	Expenditure	2050640	5320	Licenses/Registration	50
Water	Water Maintenance	Expenditure	2050640	5344	Julie Location Services	1,700
Water	Water Maintenance	Expenditure	2050640	5347	Land ACQ/ROW	5,000
Water	Water Maintenance	Expenditure	2050640	5353	Property Taxes	250
Water	Water Maintenance	Expenditure	2050640	5354	Commodities Not Classified	400
Water	Water Maintenance	Expenditure	2050650	5101	Construction	30,000
Water	Water Maintenance	Expenditure	2050650	5102	Engineering	140,000
Water	Water Maintenance	Expenditure	2050650	5104	Maintenance Vehicle In-House	200
Water	Water Maintenance	Expenditure	2050650	5105	Maintenance Vehicle Outsourced	1,000
Water	Water Maintenance	Expenditure	2050650	5106	Maintenance Equipment	2,000
Water	Water Maintenance	Expenditure	2050650	5107	Maintenance Buildings	8,000
Water	Water Maintenance	Expenditure	2050660	5201	Equipment	76,000

WATER FUND

Water	Water Maintenance	Expenditure	2050560	5202	Materials and Supplies	30,000
Water	Water Maintenance	Expenditure	2050660	5205	Office Supplies	200
Water	Water Maintenance	Expenditure	2050660	5208	Fuel	20,000
Water	Water Maintenance	Expenditure	2050660	5209	Safety	5,000
Water	Water Maintenance	Expenditure	2050660	5210	Materials New Service	40,000
Water	Water Maintenance	Expenditure	2050660	5213	Materials Vehicle	1,000
Water	Water Maintenance	Expenditure	2050660	5215	Materials Mains and Hydrants	50,000
Water	Water Maintenance	Expenditure	2050670	5502	Capital Equipment	100,000
Water	Water Maintenance	Expenditure	2050670	5503	Capital Construction	325,000
Water	Water Maintenance	Expenditure	2050670	5504	Capital Engineering	30,000
Water	Water Maintenance	Expenditure	2050670	5505	Capital Vehicles	90,000

Total Water Expenditures:

6,050,278

SEWER FUND

Sewer Revenues:

Fund	Division	Acct Type	Organization	Object	Account Description	FY 2023
Fund	Administration	Revenue	3010000	4401	Interest	5,500
Sewer	Utility Billing	Revenue	3010500	4201	Utility Metered Sales	2,900,000
Sewer	Utility Billing	Revenue	3010500	4202	Utility Connect/Tap Fees	20,000
Sewer	Utility Billing	Revenue	3010500	4205	Utility Penalty	4,000
Sewer	Utility Billing	Revenue	3010500	4207	WWTP Treatment Services	1,000
Sewer	Utility Billing	Revenue	3010500	4208	Wholesale Sewer	2,500
Sewer	Utility Billing	Revenue	3010500	4513	Misc. Revenue	2,600
Sewer	WW Treatment Plant	Revenue	3050700	4403	License, Permits and Fees	10,000
Sewer	WW Treatment Plant	Revenue	3050700	4409	Grants	15,000
Sewer	WW Treatment Plant	Revenue	3050700	4410	Reimbursement	-
Sewer	WW Treatment Plant	Revenue	3050000	4503	Sale of Sales	10,000

Total Sewer Revenues:

2,970,600

Sewer Expenditures:

Sewer	None	Expenditure	3000000	5906	Quarterly Transfer	30,000
Sewer	None	Expenditure	3000090	5901	Contingency Reserve	98,500
Sewer	None	Expenditure	3000090	5902	Designated Reserve	340,029
Sewer	None	Expenditure	3000090	5903	Undesignated Reserve	817,000
Sewer	Administration	Expenditure	3010010	5003	Elected Officials Salaries	12,000
Sewer	Administration	Expenditure	3010010	5005	FICA/Medicare	1,000
Sewer	Administration	Expenditure	3010010	5008	Group Health Insurance	24,000
Sewer	Human Resources	Expenditure	3010140	5303	Contractual Services	1,200
Sewer	City Clerk	Expenditure	3010310	5001	Full-Time Wages/Salaries	25,500
Sewer	City Clerk	Expenditure	3010310	5005	FICA/Medicare	2,000
Sewer	City Clerk	Expenditure	3010310	5006	IMRF/Employer Contribution	3,200
Sewer	City Clerk	Expenditure	3010310	5008	Group Health Insurance	5,900
Sewer	Technology	Expenditure	3010410	5001	Full-Time Wages/Salaries	22,000

SEWER FUND

Sewer	Technology	3010410	Expenditure	3010410	Overtime Wages/Salaries	200
Sewer	Technology	3010410	Expenditure	5005	FICA/Medicare	1,800
Sewer	Technology	3010410	Expenditure	5006	IMRF/Employer Contribution	2,850
Sewer	Technology	3010410	Expenditure	5008	Group Health Insurance	5,000
Sewer	Technology	3010440	Expenditure	5303	Contractual Services	51,200
Sewer	Technology	3010440	Expenditure	5309	Rentals	3,000
Sewer	Technology	3010440	Expenditure	5311	Telephone/Internet	24,600
Sewer	Technology	3010440	Expenditure	5320	Liscense and Registration	3,850
Sewer	Technology	3010450	Expenditure	5103	Maintenance Comp Soft/Hardware	13,000
Sewer	Technology	3010460	Expenditure	5203	Computer Hardware	1,500
Sewer	Technology	3010470	Expenditure	5507	Capital Computer Software	
Sewer	Utility Billing	3010510	Expenditure	5001	Full-Time Wages/Salaries	46,500
Sewer	Utility Billing	3010510	Expenditure	5004	Overtime Wages/Salaries	1,300
Sewer	Utility Billing	3010510	Expenditure	5005	FICA/Medicare	3,700
Sewer	Utility Billing	3010510	Expenditure	5006	IMRF/Employer Contribution	5,850
Sewer	Utility Billing	3010510	Expenditure	5008	Group Health Insurance	21,000
Sewer	Utility Billing	3010510	Expenditure	5016	Clothing	100
Sewer	Utility Billing	3010530	Expenditure	5013	Training/Conferences	250
Sewer	Utility Billing	3010540	Expenditure	5302	Audit	22,000
Sewer	Utility Billing	3010540	Expenditure	5303	Contractual Services	25,000
Sewer	Utility Billing	3010540	Expenditure	5307	Postage and Shipping	600
Sewer	Utility Billing	3010540	Expenditure	5317	Credit Card Transaction Fee	15,000
Sewer	Utility Billing	3010540	Expenditure	5342	IEPA Fees	24,000
Sewer	Utility Billing	3010560	Expenditure	5205	Office Supplies	1,500
Sewer	Public Works	3050010	Expenditure	5001	Full-Time Wages/Salaries	77,600
Sewer	Public Works	3050010	Expenditure	5005	FICA/Medicare	6,000
Sewer	Public Works	3050010	Expenditure	5006	IMRF/Employer Contribution	9,500
Sewer	Public Works	3050010	Expenditure	5008	Group Health Insurance	32,000
Sewer	Street/Sewer	3050310	Expenditure	5001	Full-Time Wages/Salaries	323,100
Sewer	Street/Sewer	3050310	Expenditure	5002	Part-Time Wages/Salaries	15,120

SEWER FUND

Sewer	Street/Sewer	Expenditure	3050310	5004	Overtime Wages/Salaries	15,000
Sewer	Street/Sewer	Expenditure	3050310	5005	FICA/Medicare	27,000
Sewer	Street/Sewer	Expenditure	3050310	5006	IMRF/Employer Contribution	43,000
Sewer	Street/Sewer	Expenditure	3050310	5007	Workers Compensation	15,000
Sewer	Street/Sewer	Expenditure	3050310	5008	Group Health Insurance	85,000
Sewer	Street/Sewer	Expenditure	3050310	5009	Life Insurance	1,000
Sewer	Street/Sewer	Expenditure	3050310	5010	Employee Recognition	200
Sewer	Street/Sewer	Expenditure	3050310	5016	Clothing	2,475
Sewer	Street/Sewer	Expenditure	3050330	5012	Travel	1,000
Sewer	Street/Sewer	Expenditure	3050330	5013	Training/Conferences	1,500
Sewer	Street/Sewer	Expenditure	3050330	5014	Dues and Subscriptions	2,000
Sewer	Street/Sewer	Expenditure	3050340	5301	Admin/Consultants/Legal	10,000
Sewer	Street/Sewer	Expenditure	3050340	5303	Contractual Services	116,200
Sewer	Street/Sewer	Expenditure	3050340	5305	Recording and Publishing	100
Sewer	Street/Sewer	Expenditure	3050340	5306	Meetings	200
Sewer	Street/Sewer	Expenditure	3050340	5310	Property/Casualty/Liability In	27,500
Sewer	Street/Sewer	Expenditure	3050340	5313	Utilities	65,000
Sewer	Street/Sewer	Expenditure	3050340	5344	Julie Location Services	1,700
Sewer	Street/Sewer	Expenditure	3050340	5347	Land Acq/ROW	10,000
Sewer	Street/Sewer	Expenditure	3050350	5101	Construction	1,045,000
Sewer	Street/Sewer	Expenditure	3050350	5102	Engineering	110,000
Sewer	Street/Sewer	Expenditure	3050350	5104	Maintenance Vehicle In-House	20,000
Sewer	Street/Sewer	Expenditure	3050350	5105	Maintenance Vehicle Outsourced	2,000
Sewer	Street/Sewer	Expenditure	3050350	5106	Maintenance Equipment	35,000
Sewer	Street/Sewer	Expenditure	3050350	5107	Maintenance Buildings	2,000
Sewer	Street/Sewer	Expenditure	3050360	5201	Equipment	55,000
Sewer	Street/Sewer	Expenditure	3050360	5202	Materials/Supplies	113,500
Sewer	Street/Sewer	Expenditure	3050360	5205	Office Supplies	200
Sewer	Street/Sewer	Expenditure	3050360	5208	Fuel	30,000
Sewer	Street/Sewer	Expenditure	3050360	5209	Safety	5,000

SEWER FUND

Sewer	Street/Sewer	Expenditure	3050360	5212	Materials Building	500
Sewer	Street/Sewer	Expenditure	3050360	5213	Materials Vehicle	1,000
Sewer	Street/Sewer	Expenditure	3050360	5354	Commodities Not Classified	250
Sewer	Street/Sewer	Expenditure	3050370	5502	Capital Equipment	206,000
Sewer	Street/Sewer	Expenditure	3050370	5503	Capital Construction	50,000
Sewer	Street/Sewer	Expenditure	3050370	5504	Capital Engineering	135,000
Sewer	Street/Sewer	Expenditure	3050370	5505	Capital Vehicle	70,000
Sewer	WW Treatment Plant	Expenditure	3050710	5001	Full-Time Wages/Salaries	336,600
Sewer	WW Treatment Plant	Expenditure	3050710	5004	Overtime Wages/Salaries	20,000
Sewer	WW Treatment Plant	Expenditure	3050710	5005	FICA/Medicare	27,300
Sewer	WW Treatment Plant	Expenditure	3050710	5006	IMRF/Employer Contribution	43,550
Sewer	WW Treatment Plant	Expenditure	3050710	5008	Group Health Insurance	82,000
Sewer	WW Treatment Plant	Expenditure	3050710	5010	Employee Recognition	200
Sewer	WW Treatment Plant	Expenditure	3050710	5016	Clothing	2,200
Sewer	WW Treatment Plant	Expenditure	3050730	5012	Travel	500
Sewer	WW Treatment Plant	Expenditure	3050730	5013	Training/Conferences	500
Sewer	WW Treatment Plant	Expenditure	3050730	5014	Dues and Subscriptions	2,000
Sewer	WW Treatment Plant	Expenditure	3050740	5301	Admin/Consultants/Legal	10,000
Sewer	WW Treatment Plant	Expenditure	3050740	5303	Contractual Services	60,000
Sewer	WW Treatment Plant	Expenditure	3050740	5306	Meetings	
Sewer	WW Treatment Plant	Expenditure	3050740	5313	Utilities	135,000
Sewer	WW Treatment Plant	Expenditure	3050740	5345	Pretreatment Services	2,500
Sewer	WW Treatment Plant	Expenditure	3050740	5346	Excess Flow Facility	5,000
Sewer	WW Treatment Plant	Expenditure	3050750	5101	Construction	5,000
Sewer	WW Treatment Plant	Expenditure	3050750	5104	Maintenance Vehicle In-House	300
Sewer	WW Treatment Plant	Expenditure	3050750	5105	Maintenance Vehicle Outsourced	100
Sewer	WW Treatment Plant	Expenditure	3050750	5106	Equipment Maintenance	4,500
Sewer	WW Treatment Plant	Expenditure	3050760	5201	Equipment	2,000
Sewer	WW Treatment Plant	Expenditure	3050760	5202	Materials/Supplies	56,000
Sewer	WW Treatment Plant	Expenditure	3050760	5205	Office Supplies	200

SEWER FUND

Sewer	WW Treatment Plant	Expenditure	3050760	5209	Safety	3,000
Sewer	WW Treatment Plant	Expenditure	3050760	5218	Janitorial Supplies	1,900
Sewer	WW Treatment Plant	Expenditure	3050760	5228	Lab Supplies	12,000
Sewer	WW Treatment Plant	Expenditure	3050760	5230	Chemicals	77,000
Sewer	WW Treatment Plant	Expenditure	3050770	5502	Capital Equipment	375,000
Sewer	WW Treatment Plant	Expenditure	3050770	5503	Capital Construction	350,000
Sewer	WW Treatment Plant	Expenditure	3050770	5504	Capital Engineering	102,000
Sewer	WW Treatment Plant	Expenditure	3050770	5505	Capital Vehicle	40,000

Total Sewer Expenditures:

6,180,124

TIF MAIN FUND

TIF Main Revenues:

Fund	Division	Acct Type	Organization	Object	Account Description	FY 2023
Fund	None	Revenue	4110000	4001	Property Tax	3,440,000
TIF Main	None	Revenue	4110000	4401	Annual Interest	18,000
TIF Main	Administration	Revenue	4110000	4402	Interest On Escrowed Real Estate	-
		Revenue	41	4999	Transfer	110,800

Total TIF Main Revenues:

3,568,800

TIF Main Expenditures:

TIF Main	None	Expenditure	4100000	5904	Transfer To Other Fund	4,158,925
TIF Main	Administration	Expenditure	4110040	5302	Audit	16,500
TIF Main	Econ. Development	Expenditure	4120040	5318	Intergovernmental Agreements	100,000
TIF Main	Econ. Development	Expenditure	4120040	5335	Economic Development Projects	30,000
TIF Main	Public Works	Expenditure	4150050	5101	Construction	100,000
TIF Main	Public Works	Expenditure	4150050	5102	Engineering	2,000
TIF Main	Public Works	Expenditure	4150070	5502	Capital Equipment	25,000
TIF Main	Public Works	Expenditure	4150070	5503	Capital Construction	1,825,000
TIF Main	Public Works	Expenditure	4150070	5501	Capital Land AQU/ROW	100,000
TIF Main	Public Works	Expenditure	4150070	5504	Capital Engineering	250,000

Total TIF Main Expenditures:

6,607,425

TIF CENTRAL FUND

TIF Central Revenues:

Fund	Division	Acct Type	Organization	Object	Account Description	FY 2023
Fund	None	Revenue	4200000	4999	Transfer From Other Funds	1,000,000
TIF Central	Administration	Revenue	4210000	4001	Property Tax	590,000
TIF Central	Administration	Revenue	4210000	4401	Interest	1,000

Total TIF Central Revenues:

1,591,000

TIF Central Expenditures:

TIF Central	Administration	Expenditure	4200090	5902	Designated Reserve	1000000
TIF Central	Administration	Expenditure	4200000	5904	Transfer to Other Funds	175,000
TIF Central	Administration	Expenditure	4210040	5301	Admin/Consultants/Legal	40,000
TIF Central	Administration	Expenditure	4210040	5302	Audit	5,500
TIF Central	Administration	Expenditure	4210010	5012	Travel	5,000
TIF Central	Administration	Expenditure	4210010	5013	Training/Conferences	5,000
TIF Central	Administration	Expenditure	4210040	5303	Contractual Services	57,500
TIF Central	Administration	Expenditure	4210040	5305	Recording and Publishing	500
TIF Central	Econ. Development	Expenditure	4220040	5335	Economic Development Projects	247,895
TIF Central	Public Works	Expenditure	4250050	5101	Construction	255,000
TIF Central	Public Works	Expenditure	4250050	5102	Engineering	1,000
TIF Central	Public Works	Expenditure	4250070	5503	Capital Construction	995,000
TIF Central	Public Works	Expenditure	4250070	5504	Capital Engineering	80,000

Total TIF Central Expenditures:

2,867,395

TIF OUTER BELT WEST FUND

TIF Outer Belt West Revenues:

Fund	Division	Acct Type	Organization	Object	Account Description	FY 2023
TIF Outer Belt West	None	Revenue	4300000	4999	Transfer From Other Funds	1,058,925
TIF Outer Belt West	Administration	Revenue	4310000	4001	Property Tax	167,500
TIF Outer Belt West	Administration	Revenue	4310000	4401	Interest	1,000
Total TIF Outer Belt West Revenues:						1,227,425

TIF Outer Belt West Expenditures:

TIF Outer Belt West	Administration	Expenditure	4310040	5301	Admin/Consultants/Legal	10,500
TIF Outer Belt West	Administration	Expenditure	4310040	5303	Contractual Services	12,000
TIF Outer Belt West	Econ. Development	Expenditure	4320040	5335	Economic Development Projects	229,540
TIF Outer Belt West	Public Works	Expenditure	4350070	5501	Capital Land Acq/ROW	100,000
TIF Outer Belt West	Public Works	Expenditure	4350070	5503	Capital Construction	808,425
TIF Outer Belt West	Public Works	Expenditure	4350070	5504	Capital Engineering	205,000
Total TIF Outer Belt West Expenditures:						1,365,465

TIF INDUSTRIAL FUND

TIF Industrial Revenues:

Fund	Division	Acct Type	Organization	Object	Account Description	FY 2023
Fund	None	Revenue	4400000	4999	Transfer From Other Funds	2,100,000
TIF Industrial	Administration	Revenue	4410000	4001	Property Tax	450,000
TIF Industrial	Administration	Revenue	4410000	4401	Interest	1,000
Total TIF Industrial Revenues:						2,551,000

TIF Industrial Expenditures:

TIF Industrial	Administration	Expenditure	4410000	5902	Designated Reserve	
TIF Industrial	Administration	Expenditure	4410040	5301	Admin/Consultants/Legal	50,000
TIF Industrial	Administration	Expenditure	4410040	5303	Contractual Services	16,000
TIF Industrial	Administration	Expenditure	4410040	5305	Recording and Publishing	300
TIF Industrial	Administration	Expenditure	4410040	5307	Postage/Shipping	100
TIF Industrial	Administration	Expenditure	4410040	5318	Intergovernmental Agreements	100,000
TIF Industrial	Administration	Expenditure	4410040	5353	Property Taxes	100
TIF Industrial	Econ. Development	Expenditure	4420040	5335	Economic Development Projects	1,405,000
TIF Industrial	Public Works	Expenditure	4450050	5101	Construction	373,000
TIF Industrial	Public Works	Expenditure	4450050	5102	Engineering	42,000
TIF Industrial	Public Works	Expenditure	4450070	5503	Capital Construction	1,030,664
TIF Industrial	Public Works	Expenditure	4450070	5504	Capital Engineering	325,000
Total TIF Industrial Expenditures:						3,342,164

FORD AVENUE BUSINESS DISTRICT FUND

Ford Avenue Business District Revenues:

Fund	Division	Acct Type	Organization	Object	Account Description	FY 2023
Ford Avenue BD	Administration	Revenue	5110000	4013	Business District Tax	160,000
Ford Avenue BD	Administration	Revenue	5110000	4401	Interest	500
Total Ford Avenue Business District Revenues:						160,500

Ford Avenue Business District Expenditures:

Ford Avenue BD	Administration	Expenditure	5110040	5301	Admin/Consultants/Legal	5,000
Ford Avenue BD	Econ. Development	Expenditure	5120040	5335	Economic Development Projects	30,000
Ford Avenue BD	Public Works	Expenditure	5150050	5102	Engineering	5,000
Ford Avenue BD	Public Works	Expenditure	5150070	5503	Capt Const.	360,500
Total Ford Avenue Business District Expenditures:						400,500

NORTHWEST BUSINESS DISTRICT FUND

Northwest Business District Revenues:

Fund	Division	Acct Type	Organization	Object	Account Description	FY 2023
Fund	Administration	Revenue	5210000	4013	Business District Tax	156,000
Northwest BD	Administration	Revenue	5210000	4401	Interest	1,000
Total Northwest Business District Revenues:						157,000

Northwest Business District Expenditures:

Northwest BD	Administration	Expenditure	5210040	5301	Admin/Consultants/Legal	20,000
Northwest BD	Administration	Expenditure	5210040	5303	Contractual Services	2,000
Northwest BD	Econ. Development	Expenditure	5220040	5335	Economic Development Projects	40,152
Northwest BD	Econ. Development	Expenditure	5220040	5341	Special Projects	35,800
Northwest BD	Econ. Development	Expenditure	5250070	5503	Capital Construction	500,000
Northwest BD	Econ. Development	Expenditure	5250070	5504	Capital Engineering	40,000
Northwest BD	Econ. Development	Expenditure	5250070	5501	Capital Land Acq/ROW	180,000
Total Northwest Business District Expenditures:						817,952

TRIANGLE BUSINESS DISTRICT FUND

Triangle Business District Revenues:

Fund	Division	Acct Type	Organization	Object	Account Description	FY 2023
Fund	Administration	Revenue	5310000	4013	Business District Tax	550,000
Triangle BD	Administration	Revenue	5310000	4401	Interest	2,500
Total Triangle Business District Revenues:						552,500

Triangle Business District Expenditures:

Triangle BD	Administration	Expenditure	5310040	5301	Admin/Consultants/Legal	10,000
Triangle BD	Administration	Expenditure	5310040	5303	Contractual Services	6,800
Triangle BD	Administration	Expenditure	5350070	5501	Capital Land Acq/Row	-
Triangle BD	Econ. Development	Expenditure	5320040	5335	Economic Development Projects	97,355
Triangle BD	Public Works	Expenditure	5350070	5503	Capital Construction	1,405,000
Triangle BD	Public Works	Expenditure	5350070	5504	Capital Engineering	80,000
Total Triangle Business District Expenditures:						1,599,155

BANKER STREET DISTRICT FUND

Banker Street Business District Revenues:

Fund	Division	Acct Type	Organization	Object	Account Description	FY 2023
Fund	Administration	Revenue	5410000	4013	Business District Tax	195,000
Banker Street BD	Administration	Revenue	5410000	4401	Interest	400
Banker Street BD	Administration	Revenue	5410000	4409	Grants	
Total Banker Street Business District Revenues:						195,400

Banker Street Business District Expenditures:

Banker Street BD	Administration	Expenditure	5410040	5301	Admin/Consultants/Legal	45,000
Banker Street BD	Administration	Expenditure	5410040	5303	Contractual Services	1,000
Banker Street BD	Econ. Development	Expenditure	5420040	5335	Economic Development Projects	327,687
Banker Street BD	Public Works	Expenditure	5450050	5102	Engineering	55,000
Total Banker Street Business District Expenditures:						428,687

INTERSTATE NORTH BUSINESS DISTRICT FUND

Interstate North Business District Revenues:

Fund	Division	Acct Type	Organization	Object	Account Description	FY 2023
Fund	Administration	Revenue	5510000	4013	Business District Tax	180,000
N. Interstate BD	Administration	Revenue	5510000	4401	Interest	100
N. Interstate BD	Administration	Revenue	5510000	4998	EOY Acct Bal Carryover	169,400
Total Interstate North Business District Revenues:						349,500

Interstate North Business District Expenditures:

N. Interstate BD	Administration	Expenditure	5510040	5904	Transfer to Other Fund	
N. Interstate BD	Administration	Expenditure	5510040	5301	Admin/Consultants/Legal	25,000
N. Interstate BD	Administration	Expenditure	5510040	5303	Contractual Services	2,700
N. Interstate BD	Econ. Development	Expenditure	5520040	5335	Economic Development Projects	161,800
N. Interstate BD	Public Works	Expenditure	5550050	5102	Engineering	20,000
N. Interstate BD	Public Works	Expenditure	5450050	5102	Capital Construction	40,000
N. Interstate BD	Public Works	Expenditure	5450050	5102	Capital Engineering	100,000
Total Interstate North Business District Expenditures						349,500

HOTEL MOTEL FUND

Hotel Motel Revenues:

Fund	Division	Acct Type	Organization	Object	Account Description	FY 2023
Fund	Administration	Revenue	6010000	4101	Local Tourism and Conv Bureau	1,200,000
Hotel Motel	Administration	Revenue	6010000	4102	Amusement Tax	110,000
Hotel Motel	Administration	Revenue	6010000	4401	Interest	3,000
Hotel Motel	Administration	Revenue	6010000	4403	License/Permits/Fees	100
Hotel Motel	Administration	Revenue	6010000	4409	Grants	100,000
Hotel Motel	Administration	Revenue	6010000	4450	Lease Agreements	26,000
Hotel Motel	Administration	Revenue	6010000	4501	Sale of Real Property	-
Hotel Motel	Tourism	Revenue	6020100	4103	EPC Interest Reimbursement	18,000
Hotel Motel	Tourism	Revenue	6020100	4504	Advertisement	1,500
Hotel Motel	Tourism	Revenue	6020100	4505	Donations	23,700

Total Hotel Motel Revenues: 1,482,300

Hotel Motel Expenditures:

Hotel Motel	None	Expenditure	6000000	5904	Transfer To Other Fund	265,200
Hotel Motel	Administration	Expenditure	6000000	5907	Tourism PP Annual Transfer	45,000
Hotel Motel	None	Expenditure	6000090	5901	Contingency Reserve	34,000
Hotel Motel	None	Expenditure	6000090	5902	Designated Reserve	1,902,448
Hotel Motel	None	Expenditure	6000090	5903	Undesignated Reserve	286,000
Hotel Motel	Administration	Expenditure	6010010	5007	Workers Compensation	400
Hotel Motel	Administration	Expenditure	6010010	5009	Life Insurance	200
Hotel Motel	Administration	Expenditure	6010010	5010	Employee Recognition	100
Hotel Motel	Administration	Expenditure	6010030	5013	Training/Conferences	1,000
Hotel Motel	Administration	Expenditure	6010030	5014	Dues and Subscriptions	8,000
Hotel Motel	Administration	Expenditure	6010040	5302	Audit	22,000
Hotel Motel	Administration	Expenditure	6010040	5310	Property/Casualty/Liability In	500
Hotel Motel	Technology	Expenditure	6010440	5303	Contractual Services	40,000
Hotel Motel	Technology	Expenditure	6010440	5309	Rentals	2,000

HOTEL MOTEL FUND

Hotel Motel	Technology	Expenditure	6010440	Telephone/Internet	5,000
Hotel Motel	Technology	Expenditure	6010440	Licences/Registration	5,500
Hotel Motel	Technology	Expenditure	6010440	Commodities Not Classified	500
Hotel Motel	Technology	Expenditure	6010450	Maintenance Comp Soft/Hardware	3,500
Hotel Motel	Technology	Expenditure	6010460	Equipment	500
Hotel Motel	Technology	Expenditure	6010460	Computer Hardware	6,500
Hotel Motel	Technology	Expenditure	6010470	Capital Computer Software	25,000
Hotel Motel	Tourism	Expenditure	6020110	Full-Time Wages/Salaries	125,000
Hotel Motel	Tourism	Expenditure	6020110	Part-Time Wages/Salaries	20,000
Hotel Motel	Tourism	Expenditure	6020110	Overtime Wages/Salaries	500
Hotel Motel	Tourism	Expenditure	6020110	FICA/Medicare	12,250
Hotel Motel	Tourism	Expenditure	6020110	IMRF/Employer Contribution	18,000
Hotel Motel	Tourism	Expenditure	6020110	Group Health Insurance	50,000
Hotel Motel	Tourism	Expenditure	6020130	Travel	6,000
Hotel Motel	Tourism	Expenditure	6020140	Admin/Consultant/Legal	10,000
Hotel Motel	Tourism	Expenditure	6020140	Contractual Services	10,000
Hotel Motel	Tourism	Expenditure	6020140	Advertising/Publicity/Marketing	200,000
Hotel Motel	Tourism	Expenditure	6020140	Recording and Publishing	250
Hotel Motel	Tourism	Expenditure	6020140	Meetings	10,000
Hotel Motel	Tourism	Expenditure	6020140	Postage/Shipping	4,000
Hotel Motel	Tourism	Expenditure	6020140	Printing	25,000
Hotel Motel	Tourism	Expenditure	6020140	Rentals	8,000
Hotel Motel	Tourism	Expenditure	6020140	Utilities	2,500
Hotel Motel	Tourism	Expenditure	6020140	Tourism Advisory Board Grant	30,000
Hotel Motel	Tourism	Expenditure	6020140	Sculpture On The Avenue	15,000
Hotel Motel	Tourism	Expenditure	6020140	Special Projects	475,000
Hotel Motel	Tourism	Expenditure	6020140	Commodities Not Classified	1,000
Hotel Motel	Tourism	Expenditure	6020150	Maintenance Vehicle In-House	1,000
Hotel Motel	Tourism	Expenditure	6020150	Maintenance Vehicle Outsourced	1,000
Hotel Motel	Tourism	Expenditure	6020150	Maintenance Buildings	1,500

HOTEL MOTEL FUND

Hotel Motel	Tourism	Expenditure	6020160	5201	Equipment	27,500
Hotel Motel	Tourism	Expenditure	6020160	5205	Office Supplies	3,000
Hotel Motel	Tourism	Expenditure	6020160	5207	Logo Products	20,000
Hotel Motel	Tourism	Expenditure	6020160	5208	Fuel	2,500
Hotel Motel	Tourism	Expenditure	6020160	5209	Safety	2,500
Hotel Motel	Tourism	Expenditure	6020170	5502	Capital Equipment	175,000
Hotel Motel	Tourism	Expenditure	6020170	5503	Capital Construction	
Hotel Motel	Tourism	Expenditure	6020170	5504	Capital Engineering	
Hotel Motel	Tourism	Expenditure	6020180	5403	EPC Principal	
Hotel Motel	Tourism	Expenditure	6020180	5425	EPC Interest	
Hotel Motel	Tourism	Expenditure	6020180	5427	EPC Insurance/Fees	

Total Hotel Motel Expenditures:

3,909,848

MOTOR FUEL TAX FUND

Motor Fuel Tax Revenues:

Fund	Division	Acct Type	Organization	Object	Account Description	FY 2023
Fund	Administration	Revenue	7010000	4003	State Allotments	480,000
Motor Fuel Tax	Administration	Revenue	7010000	4016	State Rebuild IL Grant	270,820
Motor Fuel Tax	Administration	Revenue	7010000	4401	Interest	2,000
Motor Fuel Tax	Administration	Revenue	7050000	4409	Grants	
Motor Fuel Tax	Administration	Revenue	7010000	4513	Misc. Revenue	

Total Motor Fuel Tax Revenues:

752,820

Motor Fuel Tax Expenditures:

Motor Fuel Tax	Administration	Expenditure	7000090	5901	Contingency	
Motor Fuel Tax	Administration	Expenditure	7010040	5301	Admin/Consultants/Legal	
Motor Fuel Tax	Public Works	Expenditure	7050070	5503	Capital Construction	1,856,320
Motor Fuel Tax	Public Works	Expenditure	7050070	5504	Capital Engineering	562,500

Total Motor Fuel Tax Expenditures:

2,418,820

CAPITAL PROJECTS FUND

Capital Projects Revenues:

Fund	Division	Acct Type	Organization	Object	Account Description	FY 2023
Fund	Capital Projects	Revenue	7510000	4401	Interest	1,000
Capital Projects	Capital Projects	Revenue	75	4999	Transfer from GF	1,290,000
Total Capital Projects Revenues:						1,291,000

Capital Projects Expenditures:

Capital Projects	Capital Projects	Expenditure	75	5904	Transfer To Other Fund	110800
Capital Projects	Capital Projects	Expenditure	7550050	5101	Construction	1497348
Capital Projects	Capital Projects	Expenditure	7550070	5503	Capital Construction	215,851
Capital Projects	Capital Projects	Expenditure	7550070	5504	Capital Engineering	68,400
Total Capital Projects Expenditures:						1,892,399

POLICE PENSION FUND

Police Pension Fund Revenues:

Fund	Division	Acct Type	Organization	Object	Account Description	FY 2023
Fund	Administration	Revenue	8110000	4001	Property Tax	914,000
Police Pension	Administration	Revenue	8110000	4401	Interest	2,000,000
Police Pension	Administration	Revenue	8110000	4402	PPRT	14,900
Police Pension	Administration	Revenue	8110000	4513	Misc. Revenue	
Police Pension	Administration	Revenue	8110100	4510	Employee Contributions	186,000

Total Police Pension Fund Revenues:

3,114,900

Police Pension Fund Expenditures:

Police Pension	Administration	Expenditure	8100090	5902	Designated Reserve	
Police Pension	Administration	Expenditure	8110020	5017	Pension Payments	1,500,000
Police Pension	Administration	Expenditure	8110030	5012	Travel	2,000
Police Pension	Administration	Expenditure	8110030	5013	Training/Conferences	5,000
Police Pension	Administration	Expenditure	8110030	5014	Dues and Subscriptions	5,000
Police Pension	Administration	Expenditure	8110040	5301	Admin/Consultants/Legal	5,000
Police Pension	Administration	Expenditure	8110040	5302	Audit	1,000
Police Pension	Administration	Expenditure	8110040	5303	Contractual Services	50,000
Police Pension	Administration	Expenditure	8110040	5354	Commodities Not Classified	1,000

Total Police Pension Fund Expenditures:

1,569,000

FIRE PENSION FUND

Fire Pension Fund Revenues:

Fund	Division	Acct Type	Organization	Object	Account Description	FY 2023
Fund	Administration	Revenue	8210000	4001	Property Tax	926,000
Fire Pension	Administration	Revenue	8210000	4401	Interest	1,200,000
Fire Pension	Administration	Revenue	8210000	4402	PPRT	6,500
Fire Pension	Administration	Revenue	8210100	4510	Employee Contributions	130,000

Total Fire Pension Fund Revenues:

2,262,500

Fire Pension Fund Expenditures:

Fire Pension	Administration	Expenditure	8200090	5902	Designated Reserve	
Fire Pension	Administration	Expenditure	8210020	5017	Pension Payments	1,000,000
Fire Pension	Administration	Expenditure	8210030	5012	Travel	2,000
Fire Pension	Administration	Expenditure	8210030	5013	Training/Conferences	5,000
Fire Pension	Administration	Expenditure	8210030	5014	Dues and Subscriptions	4,000
Fire Pension	Administration	Expenditure	8210040	5301	Admin/Consultants/Legal	5,000
Fire Pension	Administration	Expenditure	8210040	5302	Audit	1,000
Fire Pension	Administration	Expenditure	8210040	5303	Contractual Services	50,000
Fire Pension	Administration	Expenditure	8210040	5354	Commodities Not Classified	1,000

Total Fire Pension Fund Expenditures:

1,068,000

Debt Service Account

Debt Service Account Revenues:

Fund	Division	Acct Type	Organization	Object	Account Description	FY 2023
Fund		Revenue	90	4999	Transfer From Other Funds	614,000
Debt Service Account		Revenue	9010000	4401	Interest	4,000
Debt Service Account		Revenue	9010000	4513	Misc Revenue	-
Total Debt Service Account Revenues:						618,000

Debt Service Account Expenditures:

Debt Service Account	Economic Development	Expense	9020080	5437	2021 B Bond Principal	80,000.00
Debt Service Account	Economic Development	Expense	9020080	5438	2021 B Bond Interest	34,000.00
Debt Service Account	Economic Development	Expense	9020080	5439	2021 B Bond Fees	500.00
Debt Service Account	Police	Expense	9040080	5421	2017 Bond Principal	400,000.00
Debt Service Account	Police	Expense	9040080	5422	2017 Bond Interest	256,500.00
Debt Service Account	Police	Expense	9040080	5423	2017 Bond Fees	500.00
Debt Service Account	Tourism	Expense	9010080	5403	2021 A Bond Principal	225,000.00
Debt Service Account	Tourism	Expense	9010080	5425	2021 A Bond Interest	23,500.00
Debt Service Account	Tourism	Expense	9010080	5426	2021 A Bond Fees	500.00
Total Debt Service Account Expenditures:						1,020,500.00

LIBRARY FUND

Library Fund Revenues:

Fund	Division	Acct Type	Organization	Object	Account Description	FY 2023
Fund	Administration	Revenue	9510000	4001	Property Tax	995,229
Library	Administration	Revenue	9510000	4409	Grants	55,000
Library	Administration	Revenue	9510000	4505	Donations	50,000
Library	Administration	Revenue	9510000	4514	Enterprise Fund	34,200
Library	None	Revenue	9500000	4999	Trans SS/Medicare	30,000

1,164,429

Total Library Fund Revenues:

Library Fund Expenditures:

Library	None	Expenditure	9500090	5901	Contingency Reserve	43,064
Library	None	Expenditure	9500090	5903	Undesignated Reserve	65,000
Library	Library	Expenditure	9590010	5005	FICA/Medicare	30,000
Library	Library	Expenditure	9590010	5006	IMRF/Employer Contribution	50,000
Library	Library	Expenditure	9590010	5007	Workers Compensation	1,800
Library	Library	Expenditure	9590010	5008	Group Health Insurance	39,000
Library	Library	Expenditure	9590010	5009	Life Insurance	125
Library	Library	Expenditure	9590010	5019	Unemployment Insurance	8,000
Library	Library	Expenditure	9590010	5601	Assistant Director	52,574
Library	Library	Expenditure	9590010	5603	Director	64,216
Library	Library	Expenditure	9590010	5605	Library Asst I	120,524
Library	Library	Expenditure	9590010	5606	Library Asst II	169,402
Library	Library	Expenditure	9590010	5608	Program Outreach Manager	
Library	Library	Expenditure	9590010	5609	Safety Coordinator	5,300
Library	Library	Expenditure	9590010	5610	User Experience Manager	46,739
Library	Library	Expenditure	9590030	5012	Travel	2,000
Library	Library	Expenditure	9590030	5013	Training/Conferences	2,000
Library	Library	Expenditure	9590030	5014	Dues and Subscriptions	2,000
Library	Library	Expenditure	9590040	5301	Admin/Consultants/Legal	13,000

LIBRARY FUND

Library	Library	Expenditure	9590040	Audit	1,000
Library	Library	Expenditure	9590040	5303 Contractual Services	19,700
Library	Library	Expenditure	9590040	5304 Advertising/Publicity/Marketing	19,960
Library	Library	Expenditure	9590040	5307 Postage/Shipping	1,600
Library	Library	Expenditure	9590040	5310 Property/Casualty/Liability In	12,500
Library	Library	Expenditure	9590040	5311 Telephone/Internet	9,500
Library	Library	Expenditure	9590040	5313 Utilities	40,000
Library	Library	Expenditure	9590040	5314 Accounting Services	13,000
Library	Library	Expenditure	9590040	5319 Grant Purchases/Projects	55,000
Library	Library	Expenditure	9590040	5354 Commodities Not Classified	200
Library	Library	Expenditure	9590040	5622 Youth Programming	14,200
Library	Library	Expenditure	9590040	5623 Adult Programming	3,575
Library	Library	Expenditure	9590040	5625 Processing Materials	2,500
Library	Library	Expenditure	9590040	5626 Refunds	700
Library	Library	Expenditure	9590040	5627 Donations/Nc	25,000
Library	Library	Expenditure	9590040	5628 Security System	500
Library	Library	Expenditure	9590040	5629 RFID Project/Security System	6,000
Library	Library	Expenditure	9590040	5630 Maintenance/Safety	12,700
Library	Library	Expenditure	9590040	5631 Pest Control	300
Library	Library	Expenditure	9590050	5103 Maintenance Comp Soft/Hardware	28,000
Library	Library	Expenditure	9590050	5106 Maintenance Equipment	4,500
Library	Library	Expenditure	9590050	5107 Maintenance Buildings	9,000
Library	Library	Expenditure	9590050	5108 Maintenance Grounds	1,750
Library	Library	Expenditure	9590060	5201 Equipment	1,000
Library	Library	Expenditure	9590060	5202 Materials/Supplies	5,500
Library	Library	Expenditure	9590060	5203 Computer Hardware	2,300
Library	Library	Expenditure	9590060	5204 Computer Software	25,000
Library	Library	Expenditure	9590060	5611 Audio and Visual	18,900
Library	Library	Expenditure	9590060	5612 Books	34,000
Library	Library	Expenditure	9590060	5614 Furniture and Equipment	2,000

LIBRARY FUND

Library	Library	Expenditure	9590060	5616	Youth Books	24,000
Library	Library	Expenditure	9590060	5619	Online Database	28,300
Library	Library	Expenditure	9590060	5620	Periodicals	3,000
Library	Library	Expenditure	9590060	5621	Youth Audio Visual	3,500
Library	Library	Expenditure	9590070	5503	Capital Construction	21,000

Total Library Fund Expenditures:

1,164,429