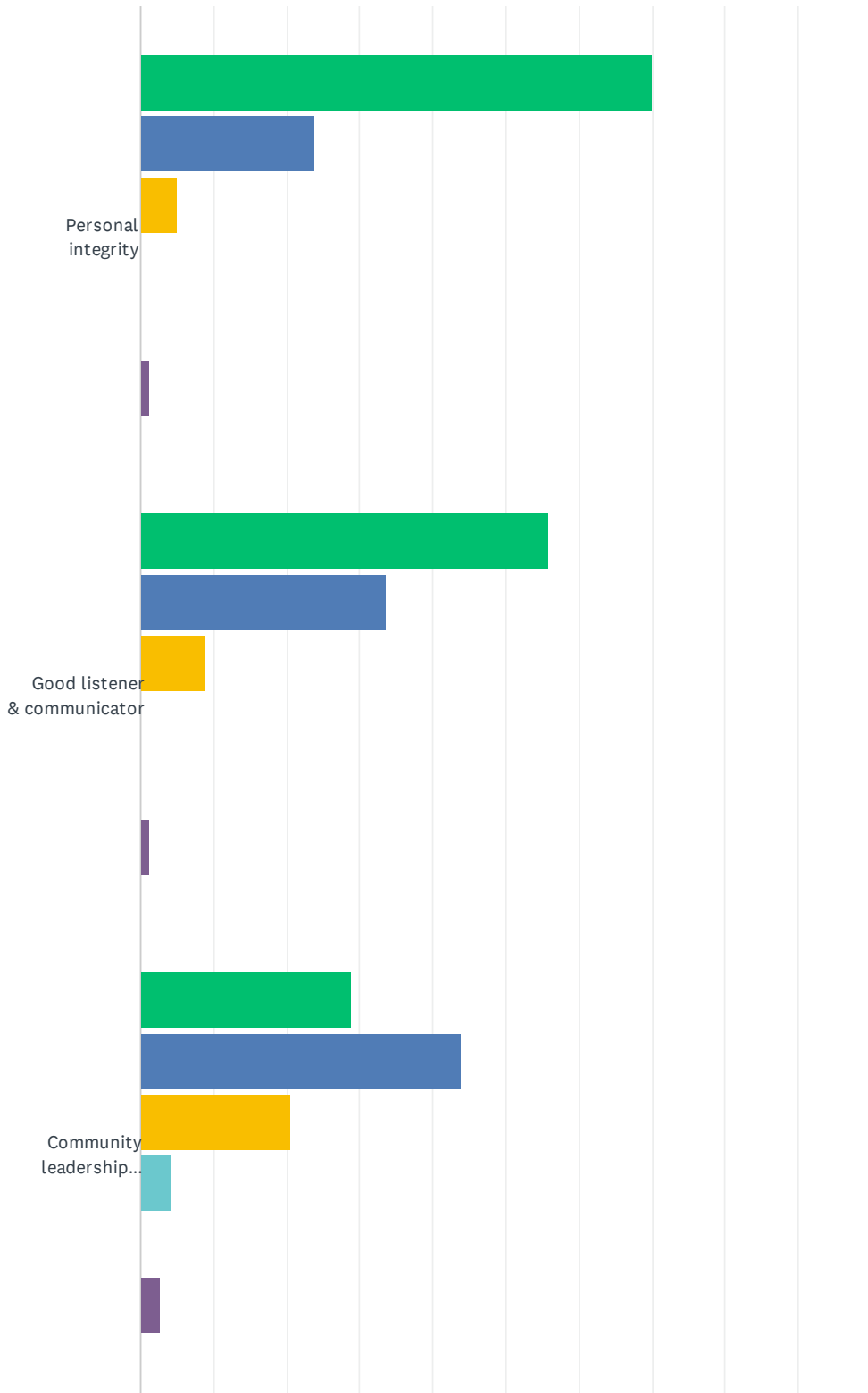
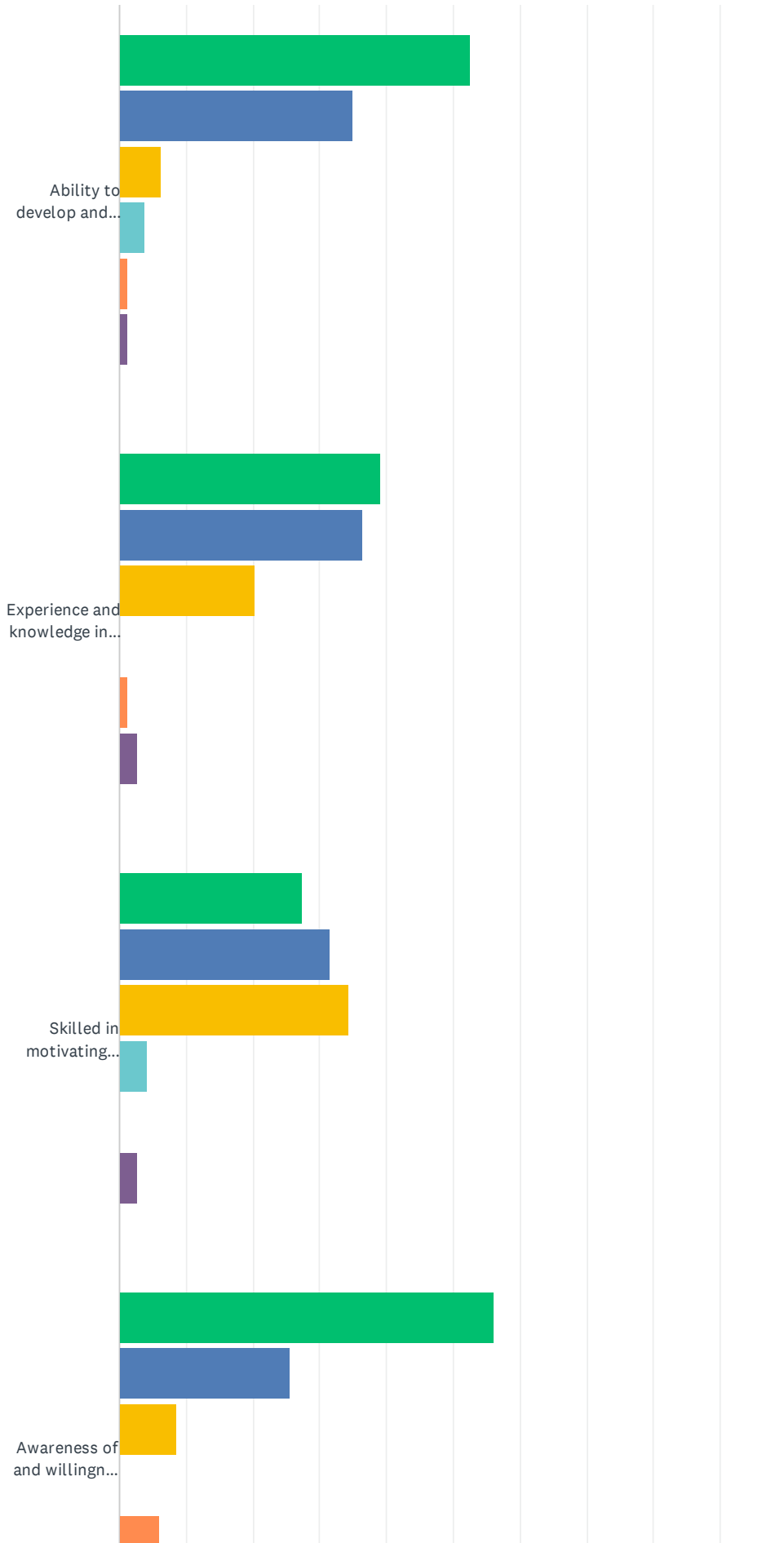


Q1 In consideration of the next Police Chief, please select the level of importance for each of the leadership qualities and characteristics listed below. Please mark which qualities you deem to be a top priority (please select no more than 3).

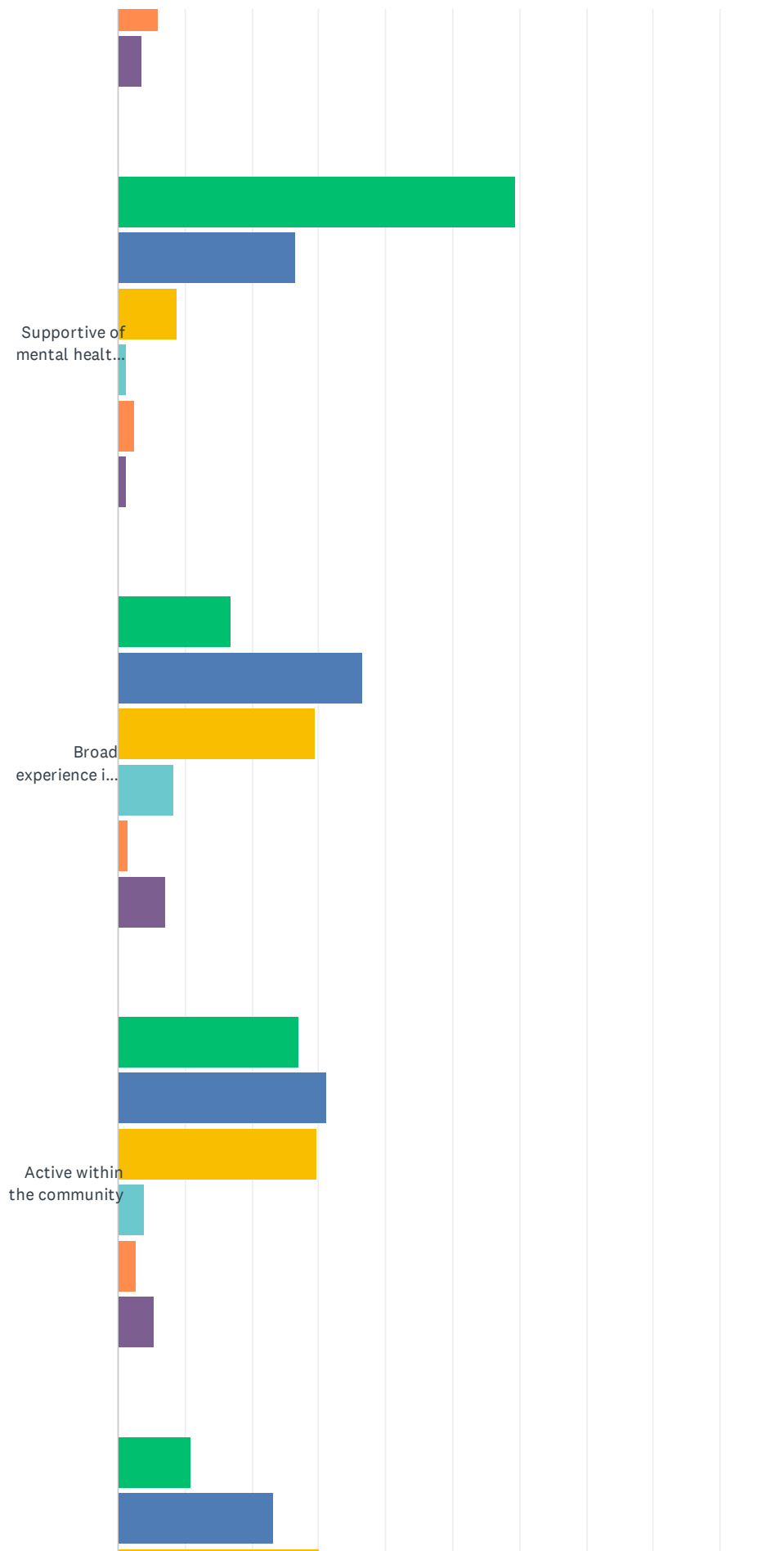
Answered: 91 Skipped: 2



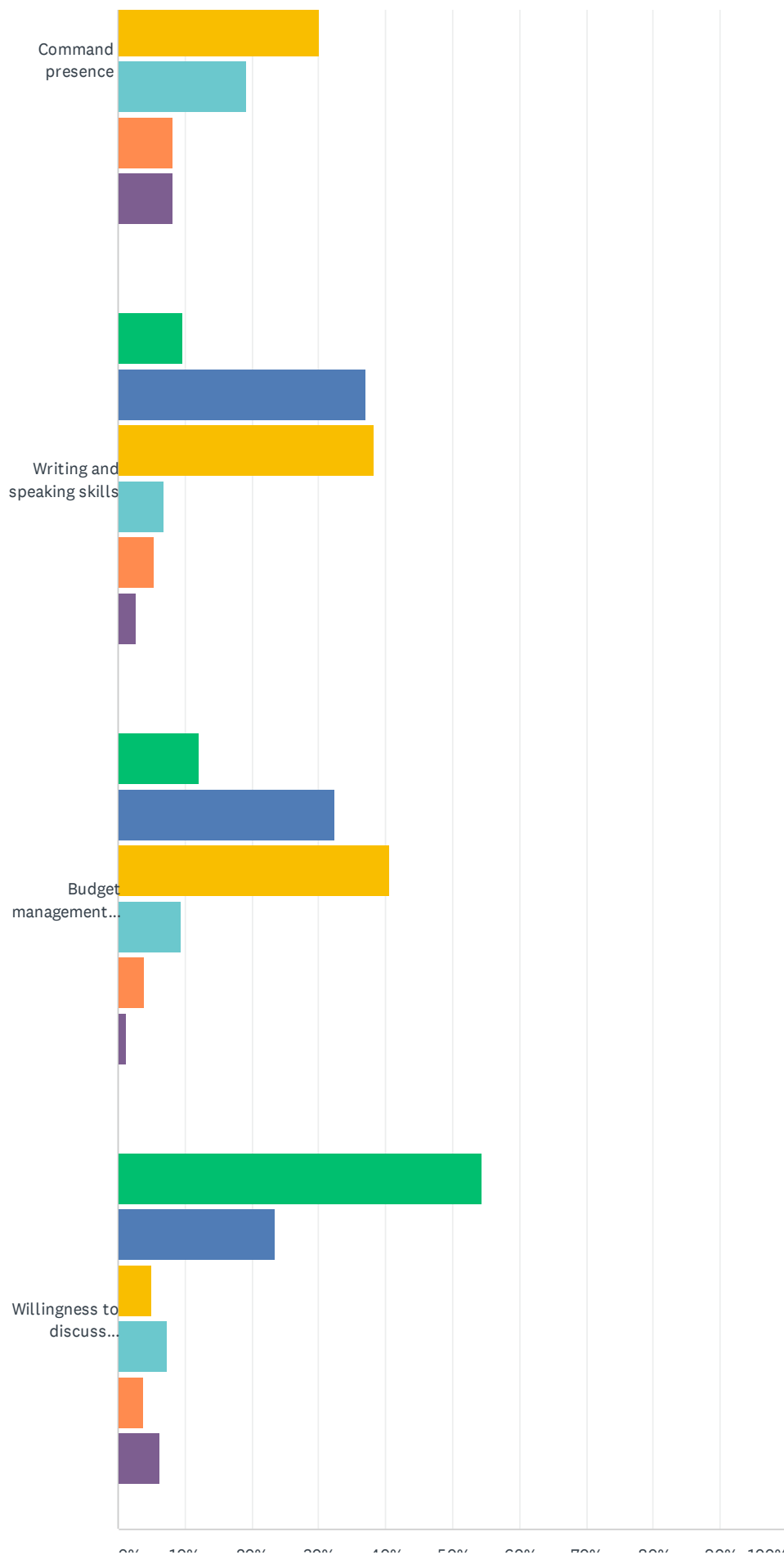
# Police Chief Survey



# Police Chief Survey



# Police Chief Survey



# Police Chief Survey

0% 10% 20% 30% 40% 50% 60% 70% 80% 90% 100%

- Top Priority
- Very Important
- Important
- Neutral/Unsure
- Somewhat Important
- Not Important

Police Chief Survey

	TOP PRIORITY	VERY IMPORTANT	IMPORTANT	NEUTRAL/UNSURE	SOMEWHAT IMPORTANT	NOT IMPORTANT	TOTAL	WEIGHT AVERAG
Personal integrity	70.00% 56	23.75% 19	5.00% 4	0.00% 0	0.00% 0	1.25% 1	80	1.
Good listener & communicator	55.84% 43	33.77% 26	9.09% 7	0.00% 0	0.00% 0	1.30% 1	77	1.
Community leadership qualities	28.77% 21	43.84% 32	20.55% 15	4.11% 3	0.00% 0	2.74% 2	73	2.
Ability to develop and retain positive relationships with community members (e.g., residents, organizations, businesses, etc.).	52.50% 42	35.00% 28	6.25% 5	3.75% 3	1.25% 1	1.25% 1	80	1.
Experience and knowledge in emergency management	39.19% 29	36.49% 27	20.27% 15	0.00% 0	1.35% 1	2.70% 2	74	1.
Skilled in motivating staff	27.40% 20	31.51% 23	34.25% 25	4.11% 3	0.00% 0	2.74% 2	73	2.
Awareness of and willingness to discuss racial equity and social justice issues	56.10% 46	25.61% 21	8.54% 7	0.00% 0	6.10% 5	3.66% 3	82	1.
Supportive of mental health training for officers	59.49% 47	26.58% 21	8.86% 7	1.27% 1	2.53% 2	1.27% 1	79	1.
Broad experience in police management	16.90% 12	36.62% 26	29.58% 21	8.45% 6	1.41% 1	7.04% 5	71	2.
Active within the community	27.03% 20	31.08% 23	29.73% 22	4.05% 3	2.70% 2	5.41% 4	74	2.
Command presence	10.96% 8	23.29% 17	30.14% 22	19.18% 14	8.22% 6	8.22% 6	73	3.
Writing and speaking skills	9.59% 7	36.99% 27	38.36% 28	6.85% 5	5.48% 4	2.74% 2	73	2.
Budget management skills.	12.16% 9	32.43% 24	40.54% 30	9.46% 7	4.05% 3	1.35% 1	74	2.
Willingness to discuss alternative	54.32% 44	23.46% 19	4.94% 4	7.41% 6	3.70% 3	6.17% 5	81	2.

# Police Chief Survey

police  
practices  
and/or  
alternative  
service  
models.

---

## Q2 Other qualities you would like:

Answered: 55 Skipped: 38



**Q3 Please list up to three (3) questions you would like to ask the Interim Police Chief if you were on the interview panel.**

Answered: 65 Skipped: 28

**Q4 Please list up to three (3) issues you believe are the most significant public safety concerns within the Town of Fairfax.**

Answered: 71 Skipped: 22

**Q5 Please list up to three (3) services/tasks that you believe the Fairfax Police Department excels in providing to the community.**

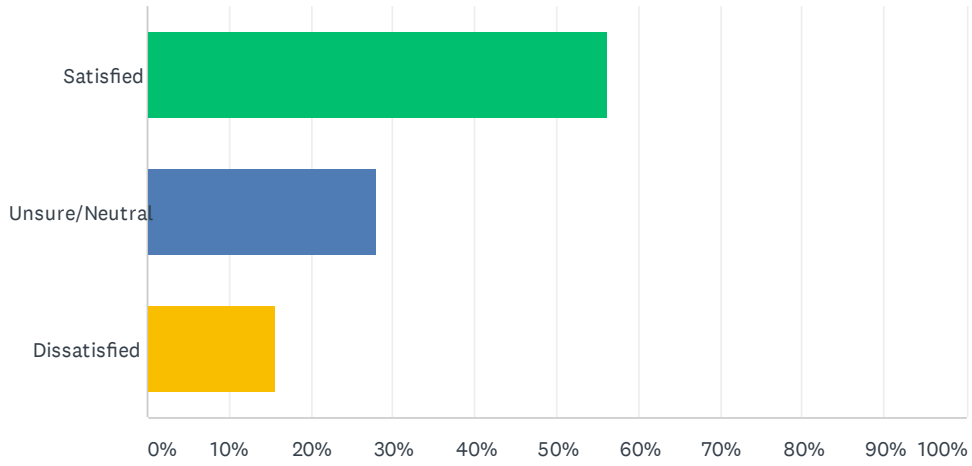
Answered: 53 Skipped: 40

Q6 The Town's Racial Equity and Social Justice Committee ("RESJ") formed a Police Practices and Public Safety Alternatives subcommittee ("PPPSA") to examine/explore policing practices and services as well as alternative service models. What are your thoughts regarding rethinking or reimagining police services? Are there specific services or models you would like the PPPSA to discuss and/or explore? Comments (limit 750 characters/approx. 125 words):

Answered: 67 Skipped: 26

## Q7 Please indicate your overall satisfaction with the Fairfax Police Department.

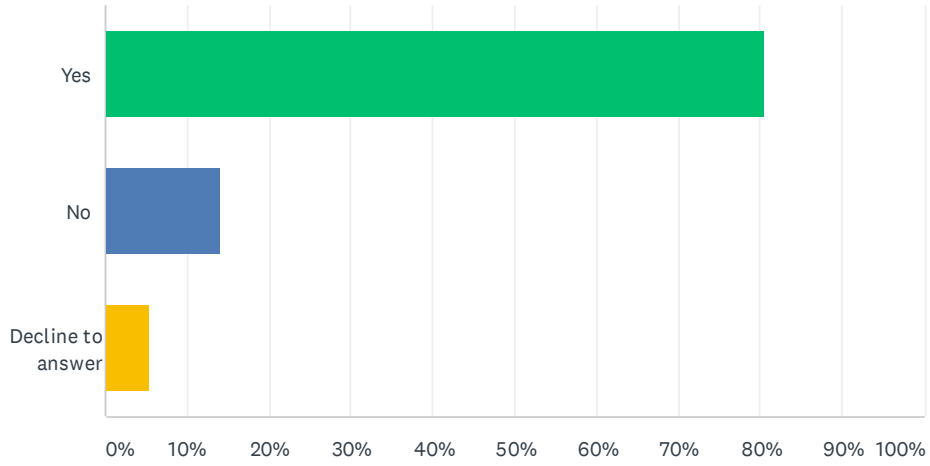
Answered: 89 Skipped: 4



ANSWER CHOICES	RESPONSES	
Satisfied	56.18%	50
Unsure/Neutral	28.09%	25
Dissatisfied	15.73%	14
<b>TOTAL</b>		<b>89</b>

### Q8 Are you a Fairfax resident?

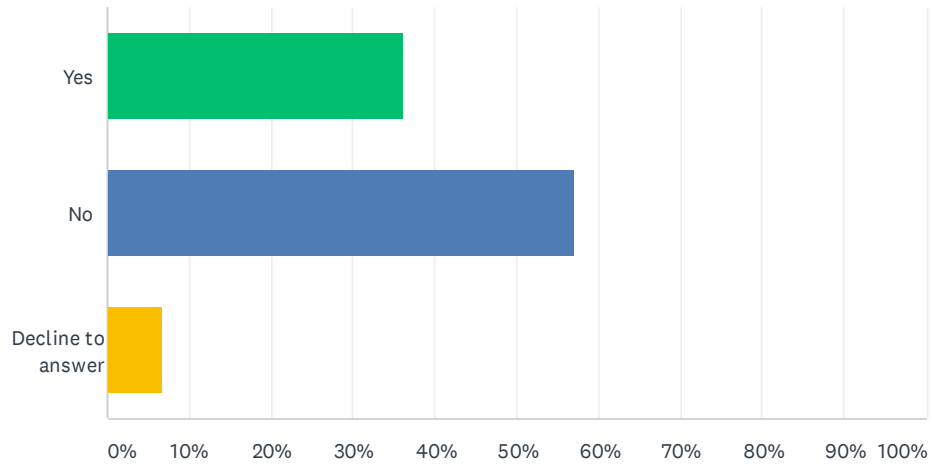
Answered: 93 Skipped: 0



ANSWER CHOICES	RESPONSES	
Yes	80.65%	75
No	13.98%	13
Decline to answer	5.38%	5
TOTAL		93

### Q9 Are you a business owner and/or work in town?

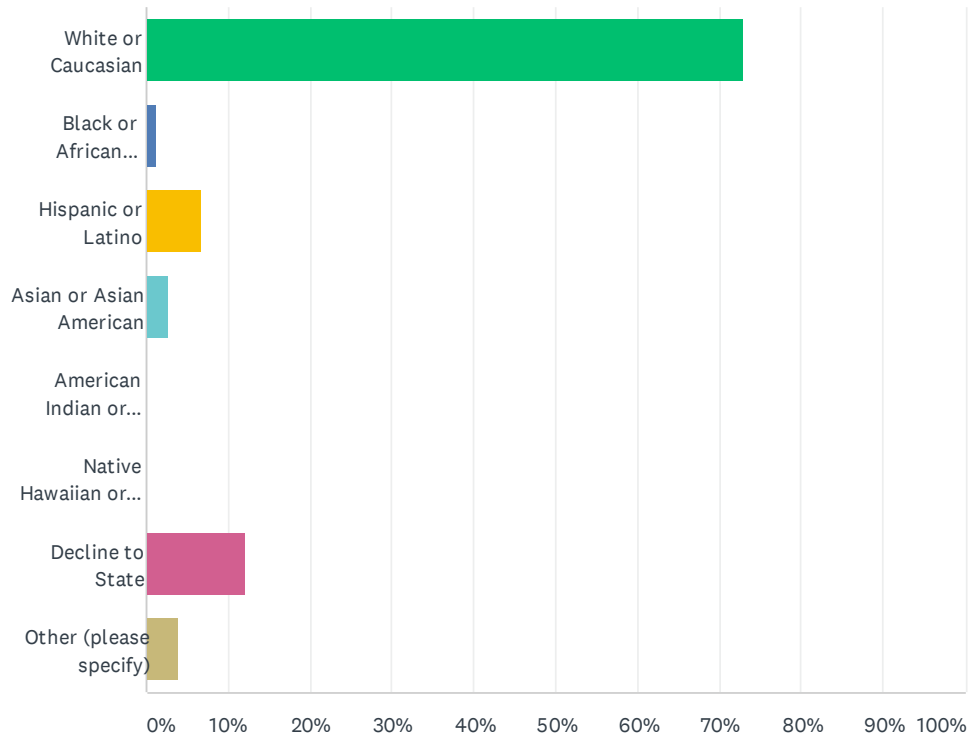
Answered: 91 Skipped: 2



ANSWER CHOICES	RESPONSES	
Yes	36.26%	33
No	57.14%	52
Decline to answer	6.59%	6
<b>TOTAL</b>		<b>91</b>

### Q10 What is ethnicity?

Answered: 74 Skipped: 19

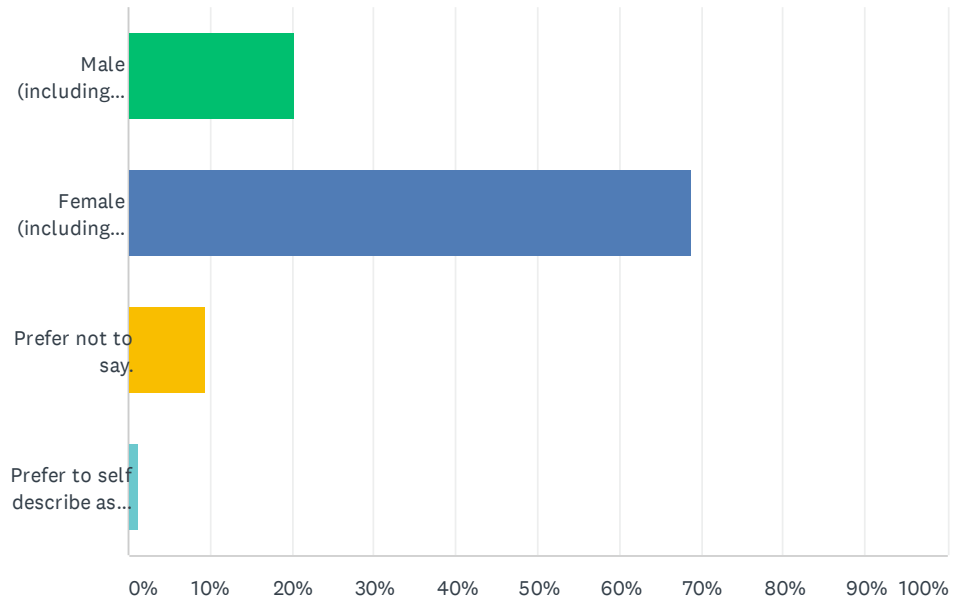


ANSWER CHOICES	RESPONSES	
White or Caucasian	72.97%	54
Black or African American	1.35%	1
Hispanic or Latino	6.76%	5
Asian or Asian American	2.70%	2
American Indian or Alaska Native	0.00%	0
Native Hawaiian or other Pacific Islander	0.00%	0
Decline to State	12.16%	9
Other (please specify)	4.05%	3
<b>TOTAL</b>		<b>74</b>



## Q11 How would you describe your gender?

Answered: 74 Skipped: 19



ANSWER CHOICES	RESPONSES	
Male (including transgender men)	20.27%	15
Female (including transgender women)	68.92%	51
Prefer not to say.	9.46%	7
Prefer to self describe as _____ (non-binary, gender-fluid, agender, please specify)	1.35%	1
<b>TOTAL</b>		<b>74</b>

**Q12 Optional: Please enter your contact information if you would like to be informed about future Town questionnaires.**

Answered: 30 Skipped: 63

ANSWER CHOICES	RESPONSES	
Name	90.00%	27
Company	0.00%	0
Address	80.00%	24
Address 2	3.33%	1
City/Town	86.67%	26
State/Province	83.33%	25
ZIP/Postal Code	86.67%	26
Country	0.00%	0
Email Address	90.00%	27
Phone Number	0.00%	0