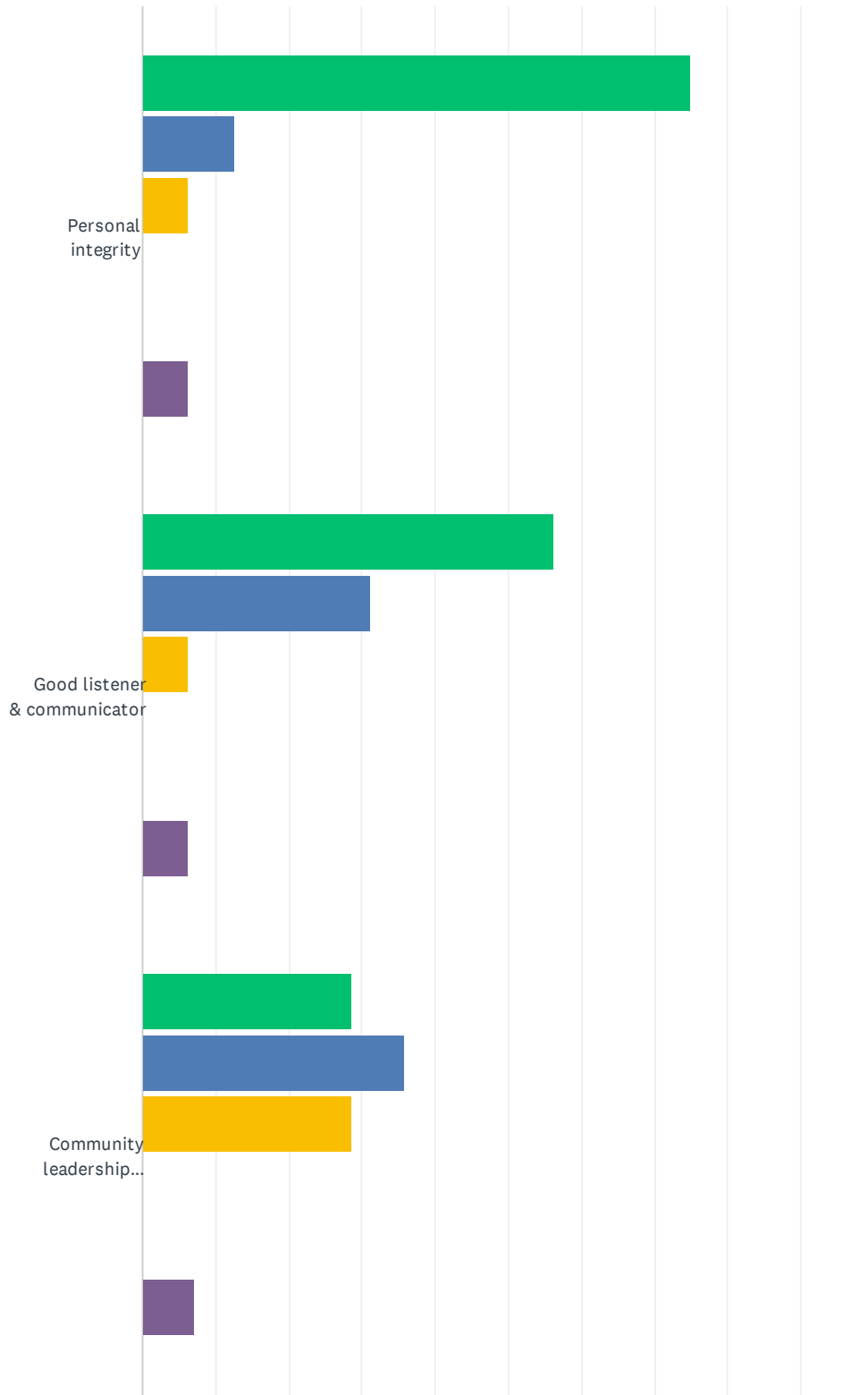
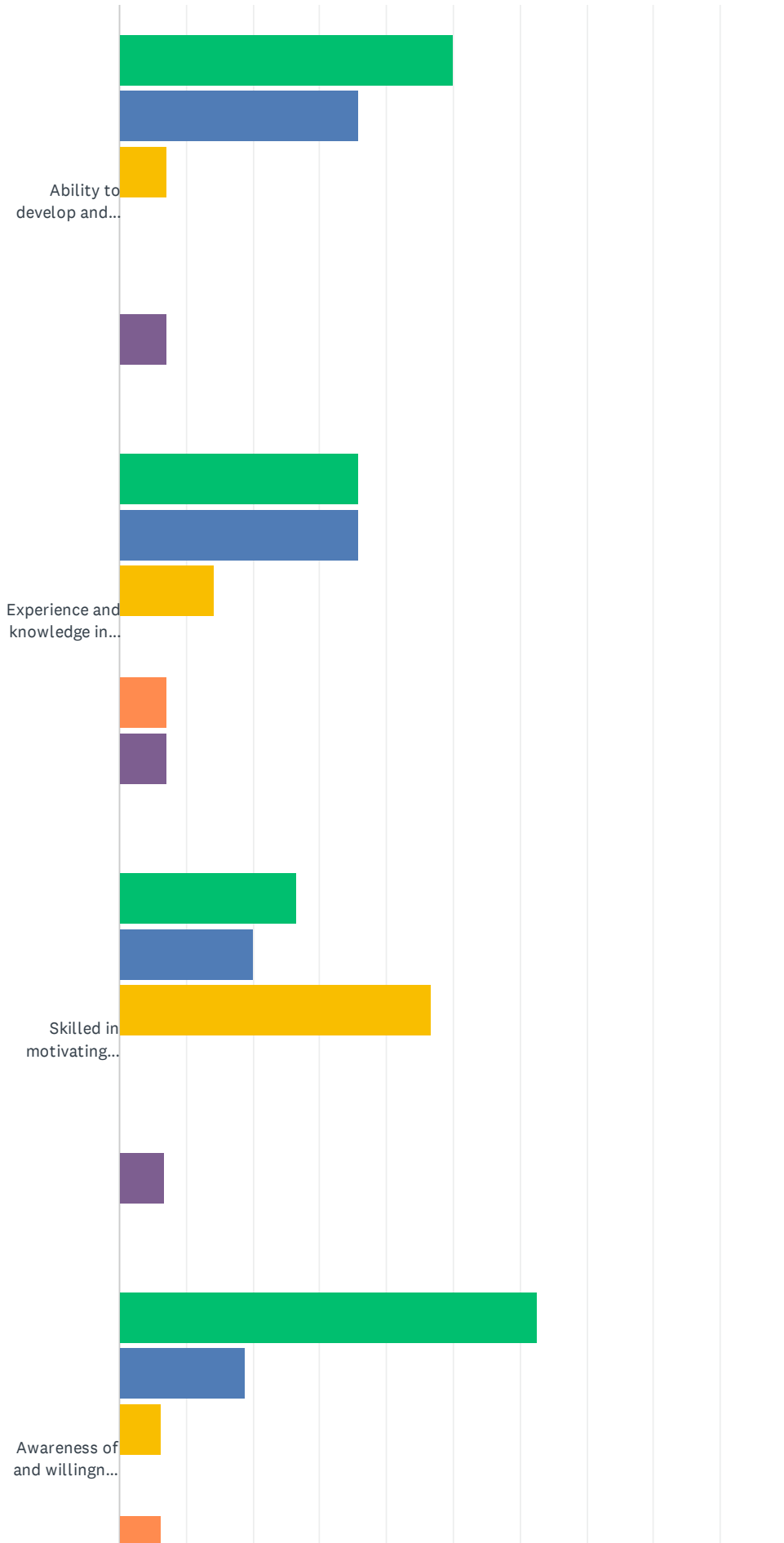


Q1 In consideration of the next Police Chief, please select the level of importance for each of the leadership qualities and characteristics listed below. Please mark which qualities you deem to be a top priority (please select no more than 3).

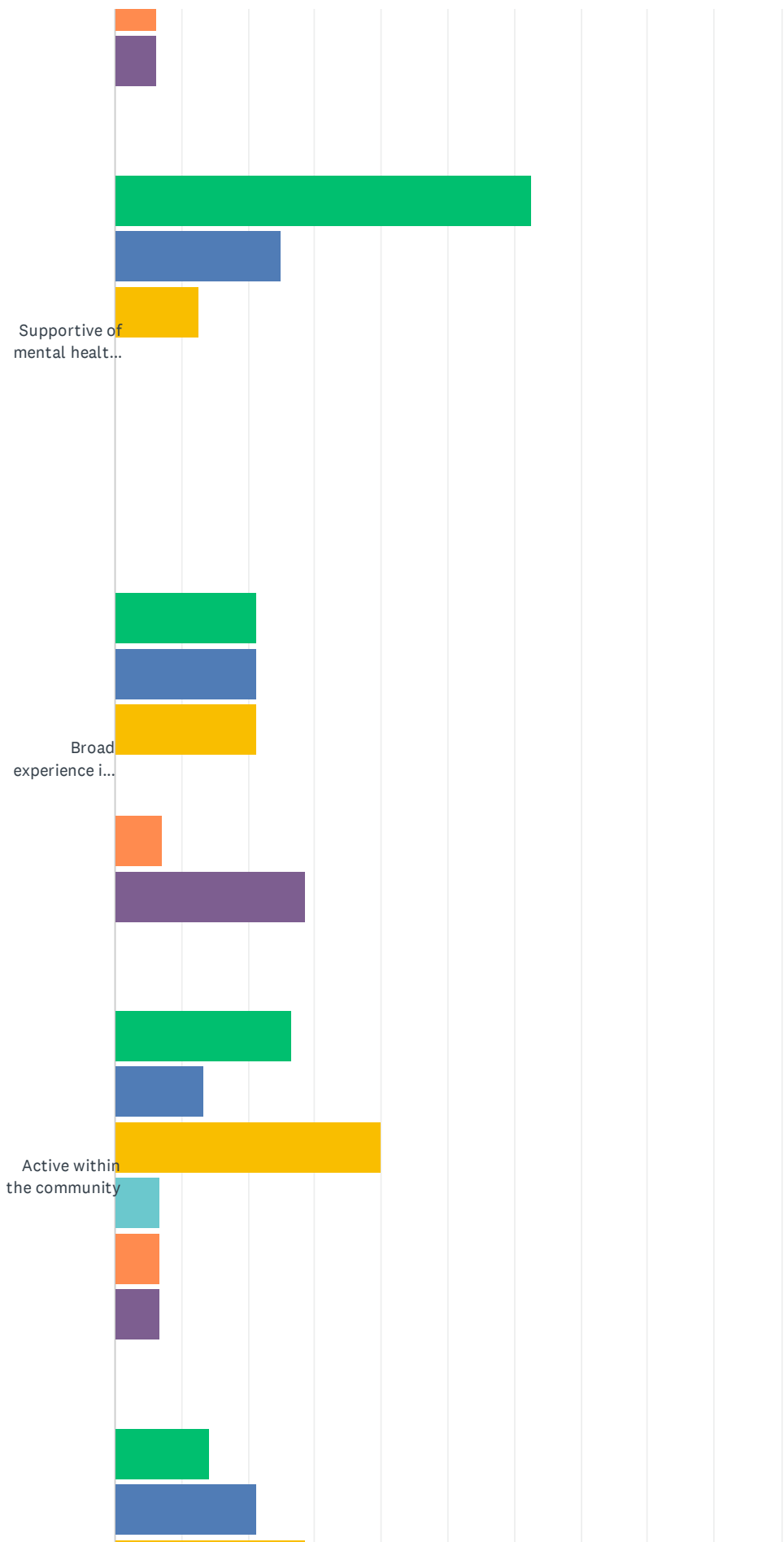
Answered: 17 Skipped: 0



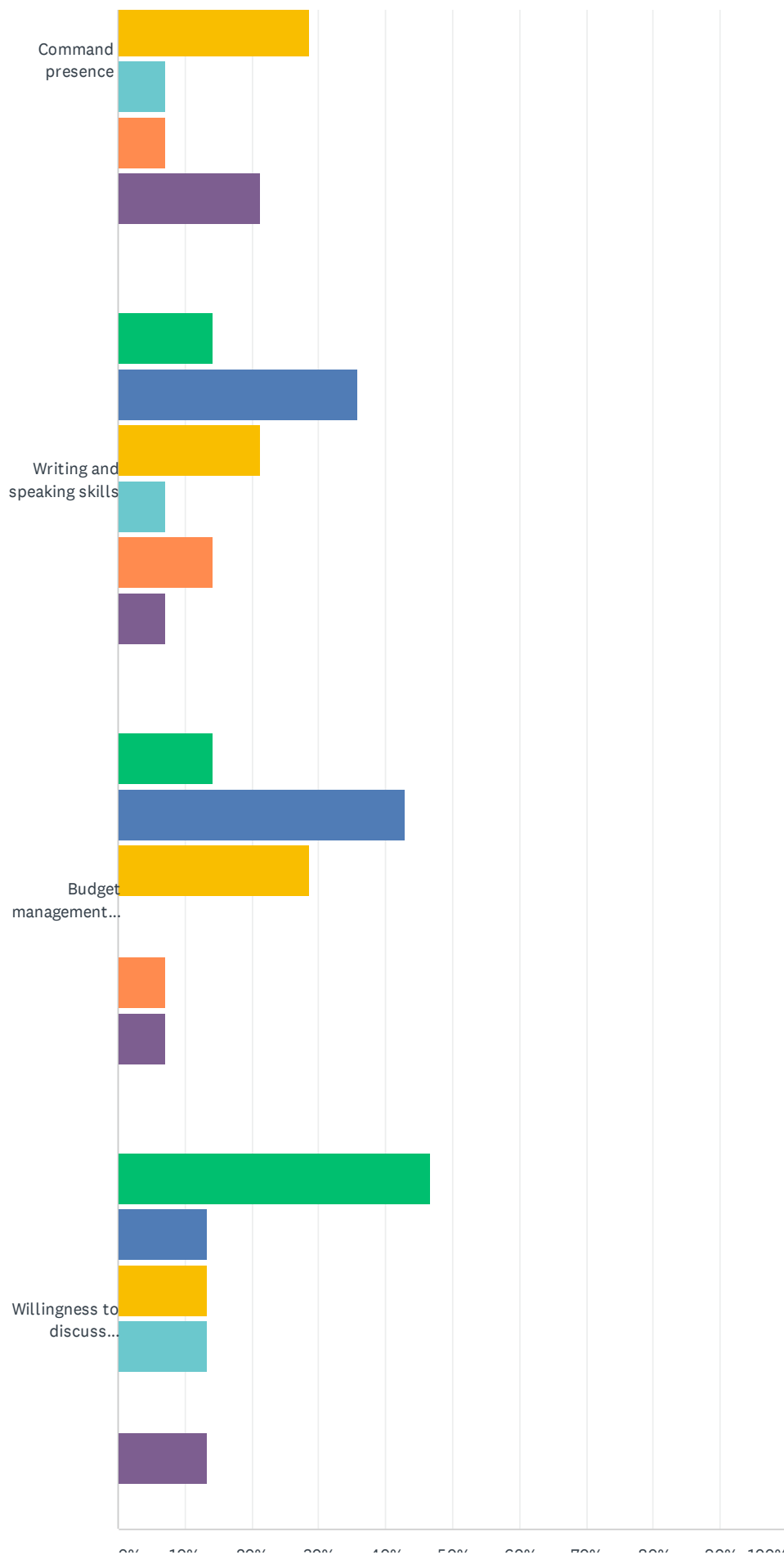
Police Chief Survey



Police Chief Survey



Police Chief Survey



Police Chief Survey

0% 10% 20% 30% 40% 50% 60% 70% 80% 90% 100%

- Top Priority
- Very Important
- Important
- Neutral/Unsure
- Somewhat Important
- Not Important

Police Chief Survey

	TOP PRIORITY	VERY IMPORTANT	IMPORTANT	NEUTRAL/UNSURE	SOMEWHAT IMPORTANT	NOT IMPORTANT	TOTAL	WEIGHT AVERAG
Personal integrity	75.00% 12	12.50% 2	6.25% 1	0.00% 0	0.00% 0	6.25% 1	16	1.
Good listener & communicator	56.25% 9	31.25% 5	6.25% 1	0.00% 0	0.00% 0	6.25% 1	16	1.
Community leadership qualities	28.57% 4	35.71% 5	28.57% 4	0.00% 0	0.00% 0	7.14% 1	14	2.
Ability to develop and retain positive relationships with community members (e.g., residents, organizations, businesses, etc.).	50.00% 7	35.71% 5	7.14% 1	0.00% 0	0.00% 0	7.14% 1	14	1.
Experience and knowledge in emergency management	35.71% 5	35.71% 5	14.29% 2	0.00% 0	7.14% 1	7.14% 1	14	2.
Skilled in motivating staff	26.67% 4	20.00% 3	46.67% 7	0.00% 0	0.00% 0	6.67% 1	15	2.
Awareness of and willingness to discuss racial equity and social justice issues	62.50% 10	18.75% 3	6.25% 1	0.00% 0	6.25% 1	6.25% 1	16	1.
Supportive of mental health training for officers	62.50% 10	25.00% 4	12.50% 2	0.00% 0	0.00% 0	0.00% 0	16	1.
Broad experience in police management	21.43% 3	21.43% 3	21.43% 3	0.00% 0	7.14% 1	28.57% 4	14	3.
Active within the community	26.67% 4	13.33% 2	40.00% 6	6.67% 1	6.67% 1	6.67% 1	15	2.
Command presence	14.29% 2	21.43% 3	28.57% 4	7.14% 1	7.14% 1	21.43% 3	14	3.
Writing and speaking skills	14.29% 2	35.71% 5	21.43% 3	7.14% 1	14.29% 2	7.14% 1	14	2.
Budget management skills.	14.29% 2	42.86% 6	28.57% 4	0.00% 0	7.14% 1	7.14% 1	14	2.
Willingness to discuss alternative	46.67% 7	13.33% 2	13.33% 2	13.33% 2	0.00% 0	13.33% 2	15	2.

Police Chief Survey

police
practices
and/or
alternative
service
models.

Q2 Other qualities you would like:

Answered: 10 Skipped: 7

Q3 Please list up to three (3) questions you would like to ask the Interim Police Chief if you were on the interview panel.

Answered: 13 Skipped: 4

Q4 Please list up to three (3) issues you believe are the most significant public safety concerns within the Town of Fairfax.

Answered: 14 Skipped: 3

Q5 Please list up to three (3) services/tasks that you believe the Fairfax Police Department excels in providing to the community.

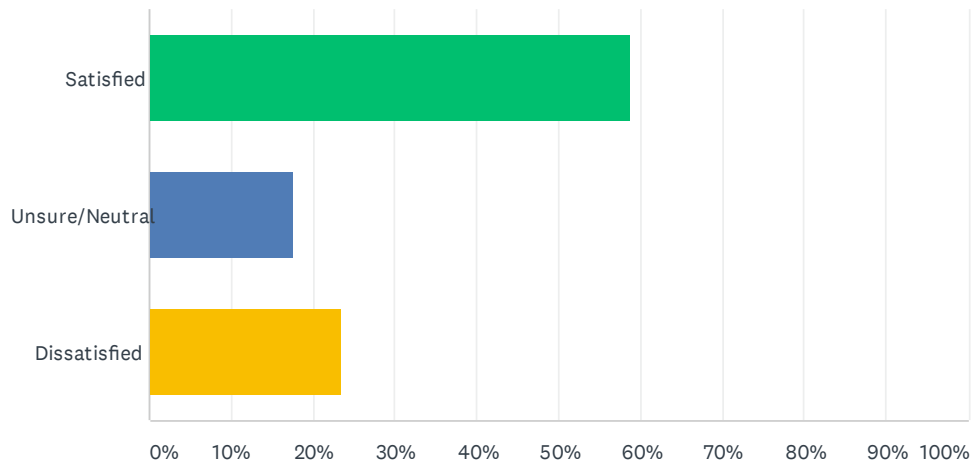
Answered: 11 Skipped: 6

Q6 The Town's Racial Equity and Social Justice Committee ("RESJ") formed a Police Practices and Public Safety Alternatives subcommittee ("PPPSA") to examine/explore policing practices and services as well as alternative service models. What are your thoughts regarding rethinking or reimagining police services? Are there specific services or models you would like the PPPSA to discuss and/or explore? Comments (limit 750 characters/approx. 125 words):

Answered: 15 Skipped: 2

Q7 Please indicate your overall satisfaction with the Fairfax Police Department.

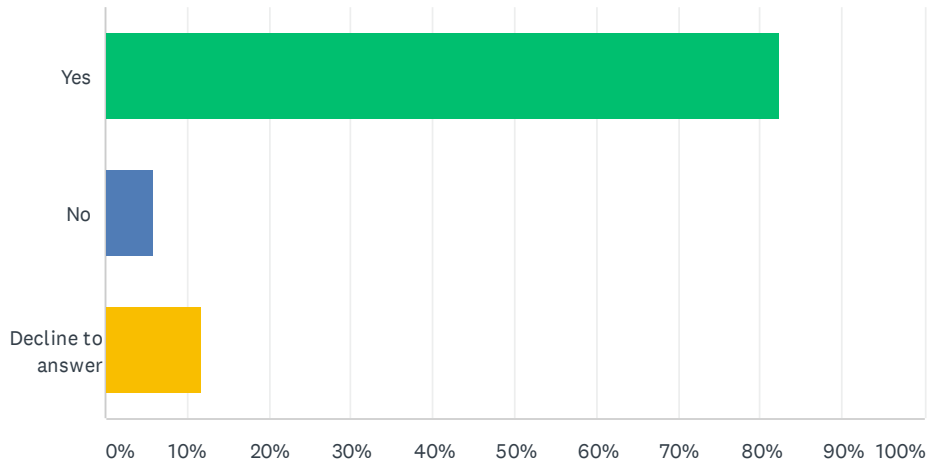
Answered: 17 Skipped: 0



ANSWER CHOICES	RESPONSES	
Satisfied	58.82%	10
Unsure/Neutral	17.65%	3
Dissatisfied	23.53%	4
TOTAL		17

Q8 Are you a Fairfax resident?

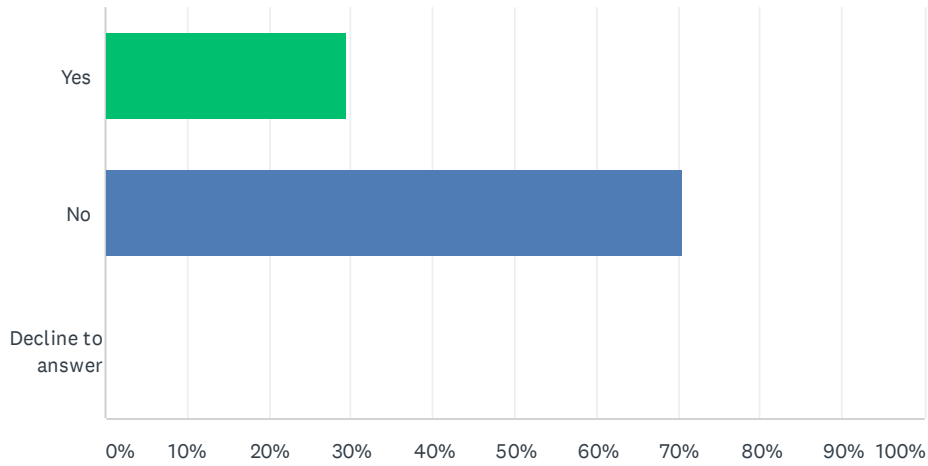
Answered: 17 Skipped: 0



ANSWER CHOICES	RESPONSES	
Yes	82.35%	14
No	5.88%	1
Decline to answer	11.76%	2
TOTAL		17

Q9 Are you a business owner and/or work in town?

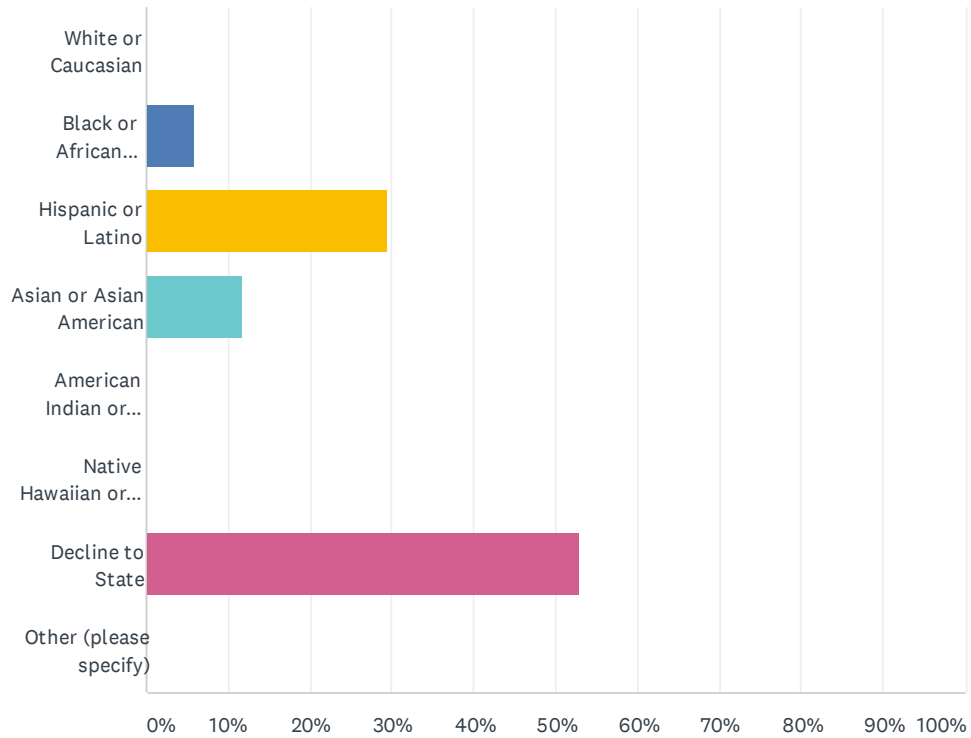
Answered: 17 Skipped: 0



ANSWER CHOICES	RESPONSES	
Yes	29.41%	5
No	70.59%	12
Decline to answer	0.00%	0
TOTAL		17

Q10 What is ethnicity?

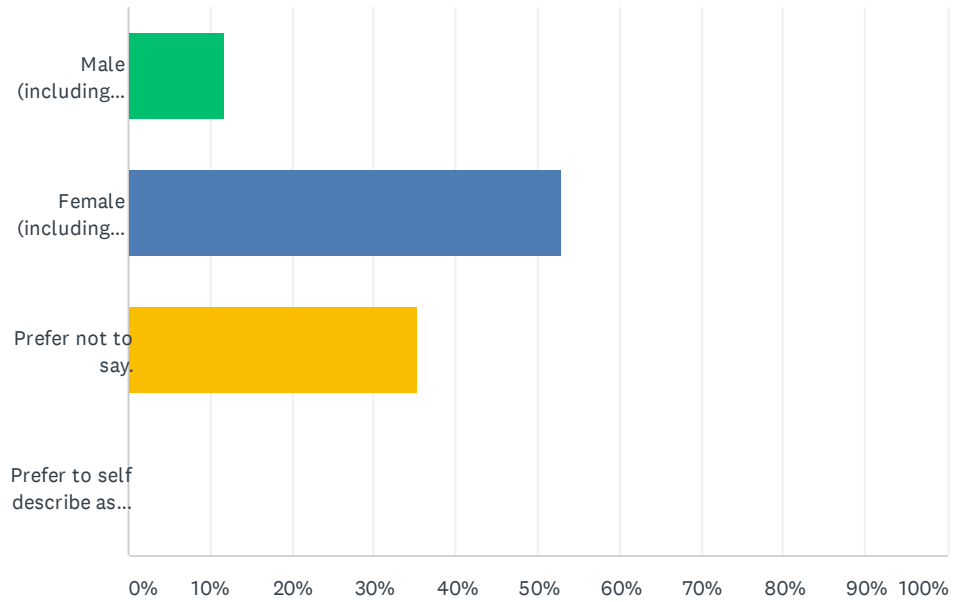
Answered: 17 Skipped: 0



ANSWER CHOICES	RESPONSES	
White or Caucasian	0.00%	0
Black or African American	5.88%	1
Hispanic or Latino	29.41%	5
Asian or Asian American	11.76%	2
American Indian or Alaska Native	0.00%	0
Native Hawaiian or other Pacific Islander	0.00%	0
Decline to State	52.94%	9
Other (please specify)	0.00%	0
TOTAL		17

Q11 How would you describe your gender?

Answered: 17 Skipped: 0



ANSWER CHOICES	RESPONSES	
Male (including transgender men)	11.76%	2
Female (including transgender women)	52.94%	9
Prefer not to say.	35.29%	6
Prefer to self describe as _____ (non-binary, gender-fluid, agender, please specify)	0.00%	0
TOTAL		17

Q12 Optional: Please enter your contact information if you would like to be informed about future Town questionnaires.

Answered: 4 Skipped: 13

ANSWER CHOICES	RESPONSES	
Name	75.00%	3
Company	0.00%	0
Address	75.00%	3
Address 2	0.00%	0
City/Town	100.00%	4
State/Province	75.00%	3
ZIP/Postal Code	100.00%	4
Country	0.00%	0
Email Address	75.00%	3
Phone Number	0.00%	0