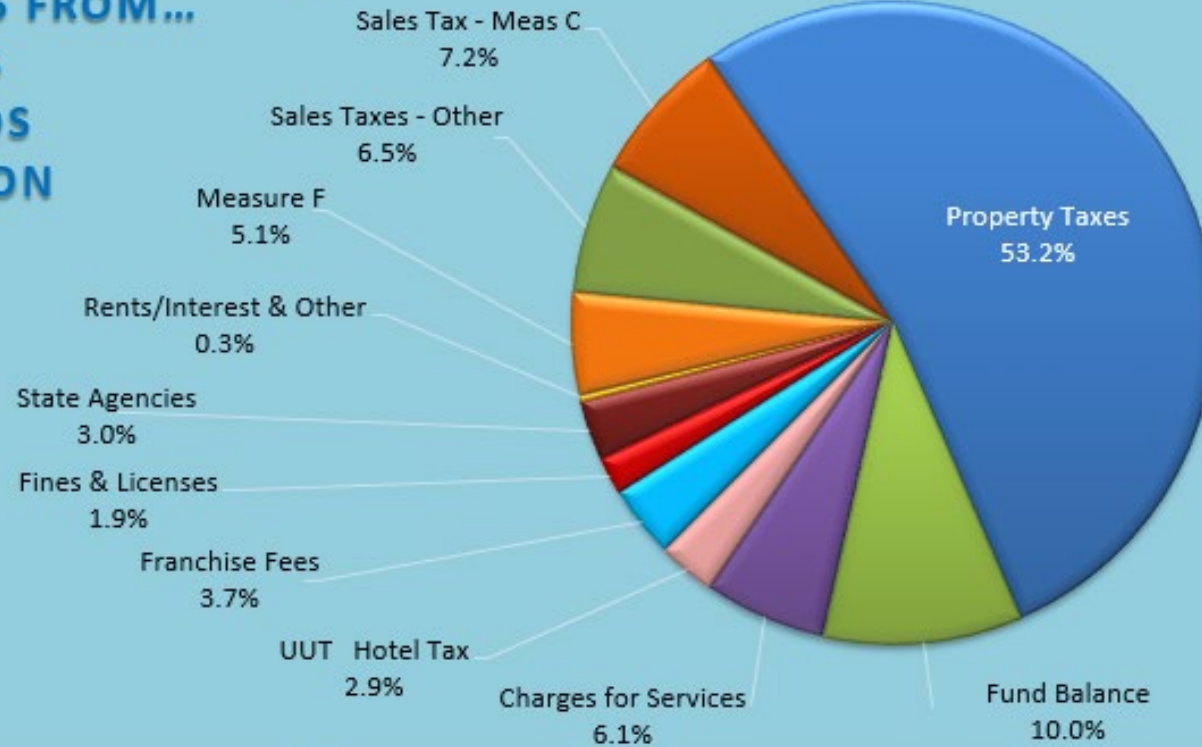




TOWN OF FAIRFAX PROPOSED BUDGET FY 2022/23

GENERAL FUND REVENUES

WHERE THE MONEY COMES FROM...
SOURCE OF FUNDS
FOR GENERAL FUNDS
TOTAL = \$13.2 MILLION

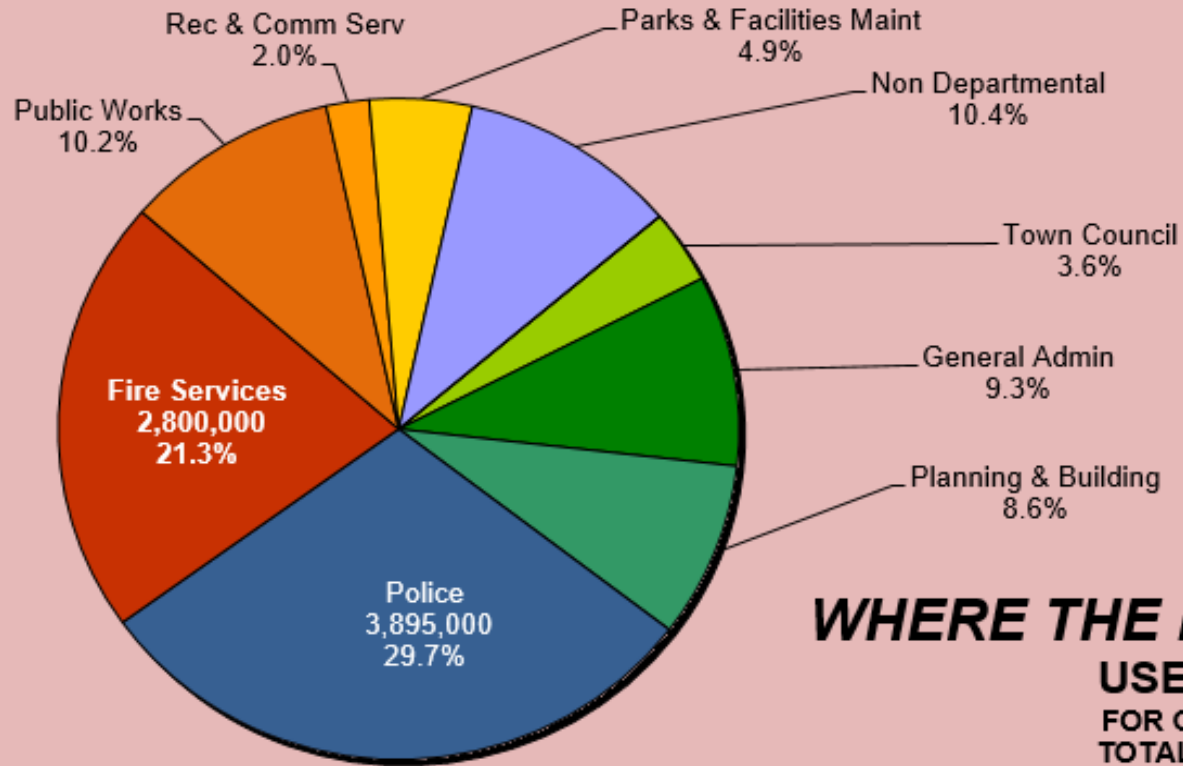


GENERAL FUND REVENUES

COMPARISONS TO PRIOR YEAR BUDGET

• PROPERTY TAX	52% OF REVENUE	INCREASE	+\$ 240K (6.0%)
• SALES TAXES	14% OF REVENUE	INCREASE	+\$ 164K (10.0%)
• UUT & HOTEL	6% OF REVENUE	INCREASE	+\$ 30K (8.6%)
• PLANNING GRANT		DECREASE	-\$ 205K
• DISPATCH SERVICES		INCREASE	+\$ 14K
• OVERALL		INCREASE	+\$ 434K

GENERAL FUND APPROPRIATIONS



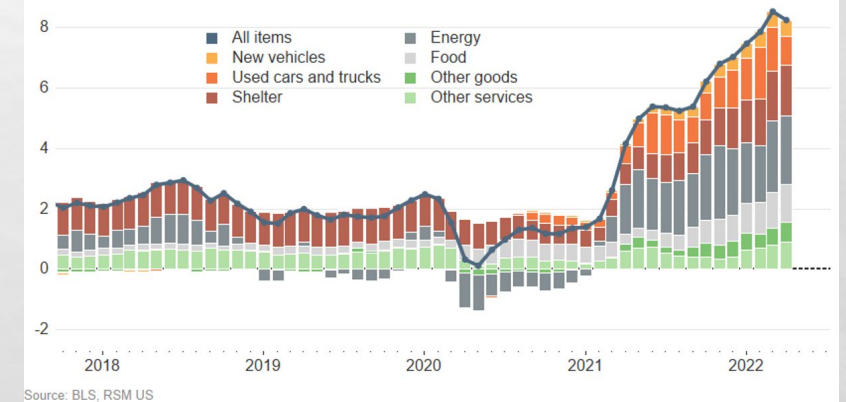
WHERE THE MONEY GOES TO...
USE OF FUNDS
FOR GENERAL FUNDS
TOTAL = \$13.2 MILLION

GENERAL FUND APPROPRIATIONS

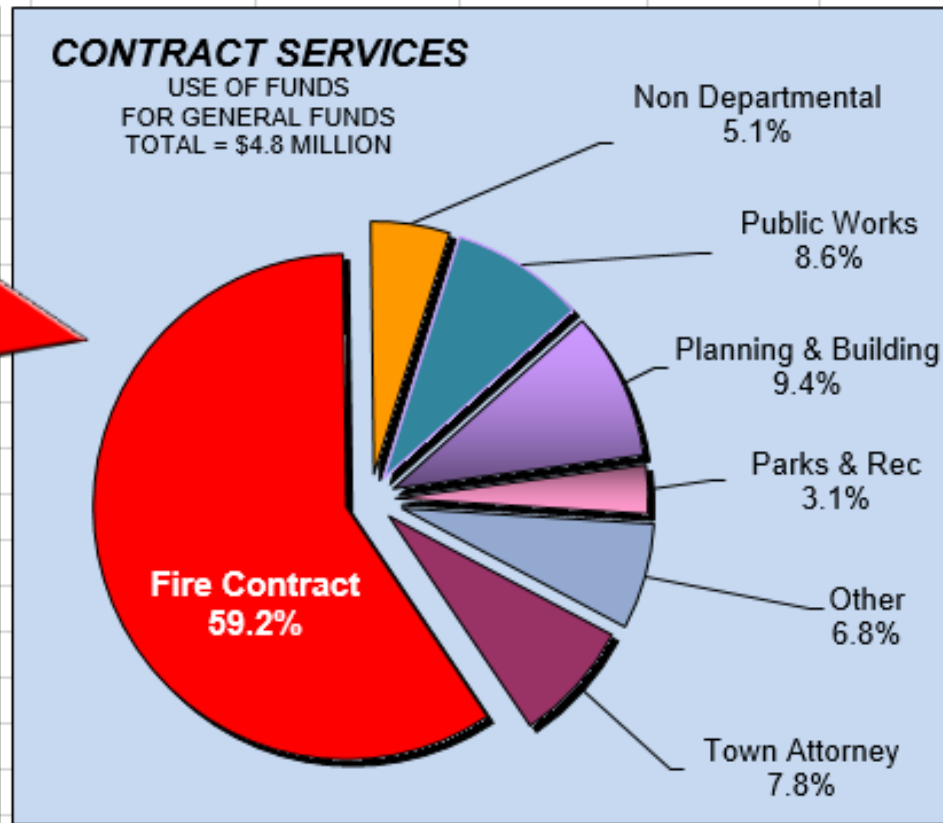
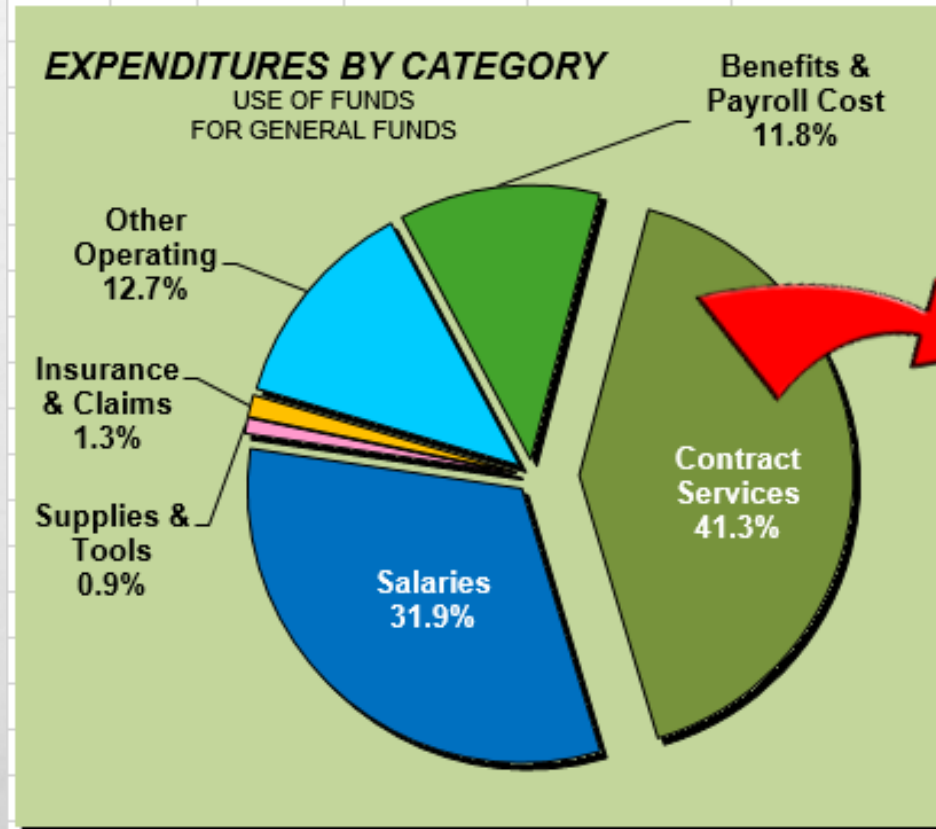
BUDGET CHALLENGES

- **INFLATION (8.3% IN APRIL)**
 - **PERSONNEL, GOODS & SERVICES INCREASED 5% WHERE APPROPRIATE**
- **PERSONNEL**
 - **MOU NEGOTIATIONS IN PROCESS**
 - **RECRUITING FOR KEY DEPT HEAD POSITIONS / SUCCESSION PLANNING**
 - **CREATING AND IMPROVING WORK AREAS**
- **CAPITAL PROJECTS**
 - **DRAW ON RESERVES FOR NEEDED PROJECTS AND SERVICES**

Main sub-component contributors to year-over-year CPI change
In percentage and seasonally adjusted



GENERAL FUND EXPENDITURES BY CATEGORY




GENERAL FUND APPROPRIATIONS


HIGHLIGHTS

- **NEW DEPARTMENT – CLIMATE & ENVIRONMENT (DEPT 514 PG 4)**
- **INCREASE PUBLIC WORKS PROJECT COMPLETION**
- **MORE STAFF AND CONSULTANT HELP TO PROVIDE SERVICES**


GENERAL FUNDS

Town of Fairfax		ALL FUNDS FY23 PROPOSED BUDGET					
2022-23 Operating Budget							
 FUND SUMMARY		Balance	FY 2022-23	FY 2022-23	FY 2022-23	PROPOSED	FY 22/23
		30-Jun-22	Revenues	Approp	Transfers	30-Jun-23	ACTIVITY
6/13/22 10:48 AM							
GENERAL FUNDS						-	
01	General Fund	3,653,631	8,509,886	(12,554,636)	2,656,000	2,264,881	(1,388,750)
02	Dry Period Fund	1,000,000	-	-	-	1,000,000	-
03	Equipment Replacement Fund	322,474	-	(382,600)	100,000	39,874	(282,600)
04	Building & Planning Fund	159,342	625,500	-	(600,000)	184,842	25,500
05	Building Improvement Fund	134,191	-	(250,000)	125,000	9,191	(125,000)
06	Retirement Fund	202,092	1,958,200	(0)	(1,700,000)	460,292	258,200
08	Office Equip Replacement Fund	2,964	-	(30,000)	30,000	2,964	-
Total General Funds		5,474,693	11,093,586	(13,217,236)	611,000	3,962,043	(1,512,650)
						30.0%	


SPECIAL REVENUE FUNDS

Town of Fairfax		ALL FUNDS FY23 PROPOSED BUDGET					
2022-23 Operating Budget							
 FUND SUMMARY		Balance	FY 2022-23	FY 2022-23	FY 2022-23	PROPOSED	FY 22/23
		30-Jun-22	Revenues	Approp	Transfers	30-Jun-23	ACTIVITY
6/13/22 10:51 AM							
SPECIAL REVENUE FUNDS							
07	Special Police Fund	33,570	170,000	-	(200,000)	3,570	(30,000)
12	Fairfax Festival Fund	1,715	41,000	(31,700)	(5,000)	6,015	4,300
20	Measure F - Municipal Svs Tax Fund	4,398	744,000	-	(730,000)	18,398	14,000
21	Gas Tax Fund	41,338	396,191	-	(435,000)	2,529	(38,809)
22	Measure A/AA - Transportation	304,348	-	-	(294,240)	10,108	(294,240)
23	Measure A - Parks	189,238	26,655	-	(39,973)	175,920	(13,318)
25	Federal Stimulus Funds	866,338	899,711	-	(150,000)	1,616,049	749,711
Total Special Revenue Funds		1,440,946	2,277,557	(31,700)	(1,854,213)	1,832,590	391,644

DEBT SERVICE & FIDUCIARY FUNDS

Town of Fairfax			ALL FUNDS FY23 PROPOSED BUDGET					
2022-23 Operating Budget								
	FUND SUMMARY		Balance	FY 2022-23	FY 2022-23	FY 2022-23	PROPOSED	FY 22/23
			30-Jun-22	Revenues	Approp	Transfers	30-Jun-23	ACTIVITY
		6/13/22 10:54 AM						
DEBT SERVICE FUNDS								-
43-45	Measure K - Debt Service		580,235	541,700	(580,969)	-	540,966	(39,269)
48	Lease Agreement		4,409	625,101	(625,101)		4,409	-
	Total Debt Service Funds		584,644	1,166,801	(1,206,070)	-	545,375	(39,269)
FIDUCIARY FUNDS								-
73	Open Space		54,245	2,000	(4,000)	4,000	56,245	2,000
	Total Fiduciary Funds		54,245	2,000	(4,000)	4,000	56,245	2,000

CAPITAL IMPROVEMENT FUNDS

Town of Fairfax		ALL FUNDS FY23 PROPOSED BUDGET					
2022-23 Operating Budget							
 FUND SUMMARY	Balance	FY 2022-23	FY 2022-23	FY 2022-23	PROPOSED	FY 22/23	
	30-Jun-22	Revenues	Approp	Transfers	30-Jun-23	ACTIVITY	
6/13/22 11:07 AM							
CAPITAL PROJECTS						-	
51	Capital Projects - Grants	732,255	3,470,978	(4,743,743)	649,213	108,703	(623,552)
52	Capital Projects - Storm Recovery	43,904	-	(170,000)	170,000	43,904	-
53	Capital Projects - Town	238,360	250,000	(870,000)	420,000	38,360	(200,000)
Total Capital Projects Funds		1,014,519	3,720,978	(5,783,743)	1,239,213	190,967	(823,552)

OTHER UNFUNDED

- **PERSONNEL**
 - **F/T ANALYST-PROJECT MANAGER**
 - **ADMINISTRATIVE ASSISTANT (FILING & POSTING)**
 - **PT POSITIONS TO FT**
- **PROJECTS**
 - **OFFICE FURNITURE**
 - **ADDITIONAL SPACE**
- **PROGRAMS**
 - **RENT CONTROL**

FY23 PROPOSED BUDGET

- **PUBLIC COMMENT**
- **COUNCIL DISCUSSION**
- **QUESTIONS**
- **CLOSING REMARKS**